

Nearest pattern interaction and global pattern formation

Seong-Ok Jeong, Hie-Tae Moon and Tae-Wook Ko

Department of Physics, Korea Advanced Institute of Science and Technology, Taejon 305-701,

Korea

(November 20, 2018)

Abstract

We studied the effect of nearest pattern interaction on a global pattern formation in a 2-dimensional space, where patterns are to grow initially from a noise in the presence of a periodic supply of energy. Although our approach is general, we found that this study is relevant in particular to the pattern formation on a periodically vibrated granular layer, as it gives a unified perspective of the experimentally observed pattern dynamics such as oscillon and stripe formations, skew-varicose and crossroll instabilities, and also a kink formation and decoration.

PACS # 47.54.+r, 45.70.Qj, 47.35.+i, 05.65.+b

arXiv:nlin/0005052v1 [nlin.PS] 26 May 2000

Patterns arising in parametrically forced extended media such as Faraday systems, vibrated granular layers, and electrically driven liquid crystals have drawn interests in recent years [1]. From a dynamic point of view, it is noteworthy that recent experimental studies of the patterns arising in a vertically vibrated thin granular layer have led to the discovery of the so-called oscillons, a fluidlike localized nonlinear wave [2,3]. Following the discovery of oscillons, patterns with different dynamic characteristics in a periodically vibrated granular layer were also reported. These are (i) the patterns featuring the skew-varicose and crossroll instabilities in a fluid convection [4] and (ii) the kinks; the interfaces or fronts that separate domains of different values of phases [3,5].

An understanding of the fundamental nonlinear dynamical behavior of granular materials remains a serious challenge [6,7]. Several theoretical approaches, including molecular dynamics simulations, order parameter equations, and hydrodynamic-type models, have been proposed to describe this phenomenology. Direct molecular dynamics simulations [5,8] reproduced a majority of patterns observed in experiments and many features of the bifurcation diagram, although until now have not yielded oscillons and interfaces. Hydrodynamic and phenomenological models [9–11] reproduced certain experimental features; however, neither of them offered a systematic description of the whole rich variety of the observed phenomena [12]. As it is, it is often argued that a general local, continuum description of granular media, analogous to hydrodynamics, is unlikely to exist.

Earlier, we proposed a nearest pattern interaction model to capture the essential phenomenology of the birth of oscillons. As this model was proposed before the experimental reports of the other types of patterns (i) and (ii) mentioned above, it remains primitive. In this study we would like to generalize this model to capture also the dynamic phenomenology of the patterns (i) and (ii).

We start by presenting and briefly outlining the nearest pattern interaction model which we proposed earlier to study oscillons. For more details, readers may refer to the Ref. [13].

$$\mathbf{M} : h_{n+1}(\vec{r}) = F[h_n(\vec{r}) + \alpha G(\overline{\Delta h_n(\vec{r})})], \quad n = 1, 2, \dots \quad (1)$$

with

$$\overline{\Delta h_n(\vec{r})} \equiv \frac{1}{\Delta S} \int W_{\vec{r},\vec{r}'} [h_n(\vec{r}') - h_n(\vec{r})] d^2 r' \quad (2)$$

,where \vec{r}' runs over entire space but $W_{\vec{r},\vec{r}'}$ is a weighting function being 1 if $R \leq |\vec{r}' - \vec{r}| \leq 3R$ but 0 otherwise, and ΔS denote the area of the concentric region where $W = 1$. We set $h_n(\vec{r})$ to be coupled with its neighbors in terms of the introduced averaged fluctuation $\overline{\Delta h_n(\vec{r})}$, which effectively allows the interaction only with its nearest patterns (refer to Fig. 1(a)). This model employs a discrete mapping for time evolution. For a periodically forced oscillator, the discrete time step often corresponds to the period of forcing.

We assume that patterns are to grow from a noise, subject to a statistical constraint that a rise($h > 0$) or a fall($h < 0$) from the reference flat surface($h = 0$) is equally likely over time. Such constraint satisfies the mass conservation. To implement such assumption in the model, we took the following odd function as our functional form of F (See Fig.1(b)).

$$F(h) = \begin{cases} h & \text{for } |h| \leq h_0, \\ h_0 & \text{for } h > h_0, \\ -h_0 & \text{for } h < -h_0. \end{cases} \quad (3)$$

With such functional form of F , the noise does not grow and remains as a fixed point if there is no nonlinear coupling with neighbors, i.e., if $G = 0$.

For the following specific form of G (See Fig. 1(c)), we learned in our earlier study that the model is capable of producing the oscillons, and by varying the coupling constant α , the model could capture the formation of stripes, oscillon chains and oscillon lattice, etc [13].

$$G(\Delta h) = \tan \frac{\pi}{2} \Delta h / (2h_0) \quad (4)$$

The significance associated with other forms of F and G was a question in our earlier study which we could not answer in the absence of other forms of patterns (i) and (ii). With more patterns available now, we may proceed to generalize the model as follows.

Let's start with the function G . The function G is meant to incorporate the interaction between neighboring excitations, so we can change the nonlinearity of the interaction by

using another function for G . Earlier, we had chosen highly nonlinear function Eq.(4) for G , to give sufficient hysteresis for stable oscillon structures. What if we choose a less nonlinear function for G ? In such a case, the model exhibits skew-varicose and crossroll instabilities, while the stability region of oscillons becomes narrower. For example, using a simple linear function $G(\Delta h) = \Delta h$, and setting $\alpha = 1.5$, we obtain the pattern dynamics as shown in Fig. 2. We have checked many forms of G such as piecewise linear functions and simple nonlinear polynomials. In these cases, we obtain in general the patterns as featured in Fig. 2 as long as G is odd and monotonically increasing. However, these instabilities do not occur if G is highly nonlinear as in the case of Eq.(4), for the stability boundary becomes too wide. We note that the stability of convection rolls in a fluid heated from below is limited by these secondary instabilities. Recently, an experimental study has shown that such pattern dynamics are also found in granular systems [4].

Next, we turn to the role of the function F . We notice immediately that by changing the slope of the function F , we can make the system a bistable system. For that purpose, we introduce a new parameter β as follows.

$$F(h) = \begin{cases} \beta h & \text{for } \beta|h| \leq h_0, \\ h_0 & \text{for } \beta h > h_0, \\ -h_0 & \text{for } \beta h < -h_0. \end{cases} \quad (5)$$

For $\beta > 1$, $h = 0$ becomes a unstable equilibrium, while $h = +h_0$ and $h = -h_0$ become stable equilibria(see Fig. 3.), making the system bistable. Conceivably, as there are now two stable attractors separated by an unstable one, the domain may be divided into two parts, one with high elevation corresponding to $h = +h_0$ and the other with low depletion corresponding to $h = -h_0$, separated by a phase front, namely, a kink. The model now contains two control parameters, α, β , which have a definite role respectively. That is, α measures the degree of nonlinear coupling with the neighbors, leading into self organization, and β determines the degree of nonequilibriumness of the system.

For $\beta > 1$, and for the tangent function of Eq. (4) for G , the results are summarized in Fig. 4. When α is below a certain critical value, α_{c1} , indicated by the filled circles in Fig.

4, the map synchronizes h 's with their neighbors, so flats occur. In this case, however, there now emerge two possible phases of flats which are separated by an interface called a “kink” [3]. Figure 5(a) shows a typical kink solution of our model. As we increase α above α_{c1} , the interfaces are decorated by periodic undulations as shown in Fig. 5(b,c). We found that the areas embedded within the region of the opposite phase as in Fig. 5(b) are unstable and shrinks, while fronts which extend to the wall(as in Fig. 5(c)) are stable. We point out that the undulated kinks shown in Fig. 5(b),(c) resemble the the decorated kinks reported recently in shaken granular beds [3,5]. In our model, decorated parts oscillate at $f = 1/2$ while flats are $f = 1$. But in experiments, both flats and decorations are oscillating at $f = 1/2$. This is because, in real experiments, flat regions undergo a period doubling while a front separating these regions does not [3].

Associated with the kinks, the present model further shows the followings. First, as α exceeds α_{c2} , corresponding to the region denoted by the filled squares in Fig. 4, the decorated kinks begin to be elongated to generate stripes. Fig. 6(a) shows the decorations elongating into stripes as α is raised to the stripe region($\alpha = 16$). The same phenomenology is observed in experiments [5,14]. Second, the decoration can be converted into oscillon chains when we decrease β below unity, as in Fig. 6(b,c). This point implies that oscillon chains can emerge from the decorated kinks when vibrational acceleration is decreased abruptly to the oscillon region, and we have confirmed that this phenomenology is indeed observed in a laboratory experiment [14]. This point is noteworthy because the undulation in our model is not merely a simple curvature of interfaces, but related with oscillons [15]. This aspect is similar to the stripes turning into a chain of oscillons as conformed experimentally.

In conclusion, we have constructed a dynamical model to understand the key mechanism for the pattern formation in a parametrically forced spatially extended medium. The nearest pattern interaction model here contains two control parameters α and β ; β controls the number of stable equilibrium states of the system, and α monitors the nearest pattern interaction. Despite its extreme mathematical simplicity, our model turns out to provide a unified perspective of the various patterns observed experimentally in periodically vibrated

media.

The authors thank H. K. Pak for useful discussions and providing valuable experimental informations. This work was supported in part by the interdisciplinary research program Grant No. 1999-2-112-002-5 of KOSEF and in part by BK21 program of Ministry of Education in Korea.

REFERENCES

- [1] J. P. Gollub and J. S. Langer, Rev. Mod. Phys. **71**, S396 (1999).
- [2] P. B. Umbanhowar, F. Melo, and H. L. Swinney, Nature(London) **382**, 793 (1996).
- [3] P. B. Umbanhowar, F. Melo, and H. L. Swinney, Physica A **249**, 1 (1998).
- [4] J. R. de Bruyn et al., Phys. Rev. Lett. **81**, 1421 (1998), and references therein.
- [5] P. K. Das and D. Blair, Phys. Lett. A **242**, 326 (1998).
- [6] H. M. Jaeger, S. R. Nagel, and R. P. Behringer, Phys. Today **49** (4), 32 (1996); Rev. Mod. Phys. **68**, 1259 (1996).
- [7] H. K. Pak, E. VanDoorn, and R. P. Behringer, Phys. Rev. Lett. **74**, 4643 (1995).
- [8] C. Bizon *et al.*, Phys. Rev. Lett. **80**, 57 (1998).
- [9] E. Cerda, F. Melo, and S. Rica, Phys. Rev. Lett. **79**, 4570 (1997).
- [10] Daniel H. Rothman, Phys. Rev. E **57**, R1239 (1998).
- [11] S. C. Venkataramani and E. Ott, Phys. Rev. Lett. **80**, 3495 (1998).
- [12] See, however, D. Blair *et al.*, Phys. Rev. E. **61**, 5600 (2000).
- [13] Seong-Ok Jeong and Hie-Tae Moon, Phys. Rev. E. **59**, 850 (1999).
- [14] Kipom Kim, H. K. Pak, *private communications*.
- [15] Here, the emerging oscillons are not super oscillons which are reported in [12], but conventional ones. It is also noteworthy that stripes, not labyrinths, are formed by the elongation of decorated kinks.

Figure Captions

Fig. 1. (a) A nearest pattern interaction approximation. The field at P is coupled with the fields at other locations only within the shaded region. Here R represents the domain size of an excitation. The functions (b) F and (c) G used in Ref. [13] are presented.

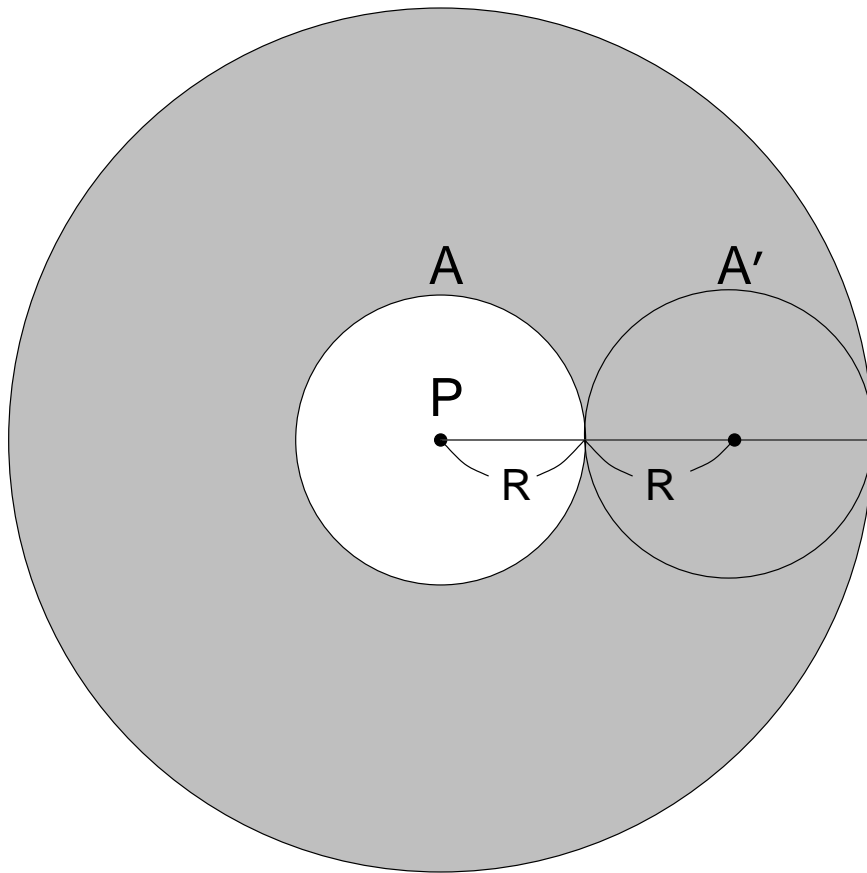
Fig. 2. Secondary instabilities; (a) Skew-varicose instability; (b) Crossroll instability.

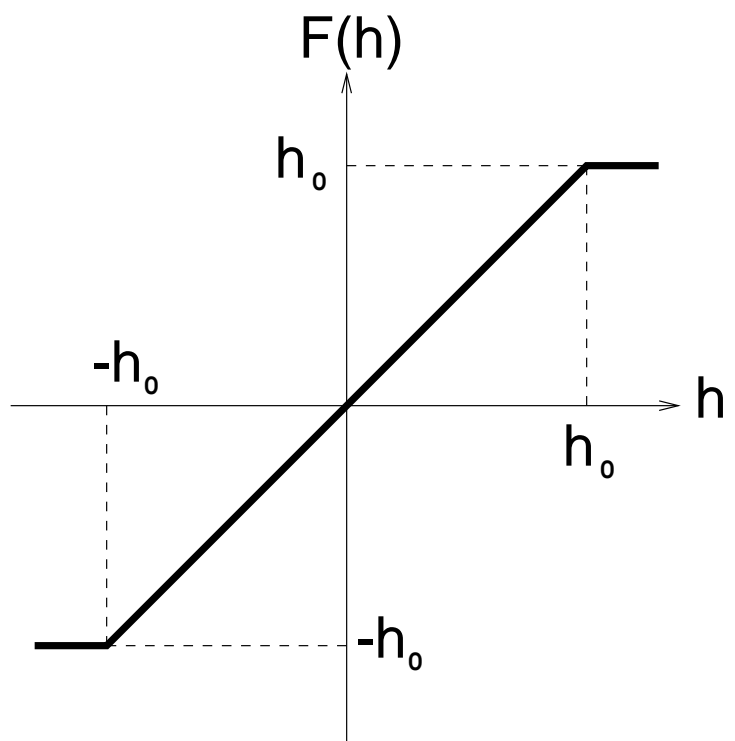
Fig. 3. The function F ($\beta > 1$). The slope β , which changes the local dynamics of h , influences the overall pattern dynamics drastically. See the text for details.

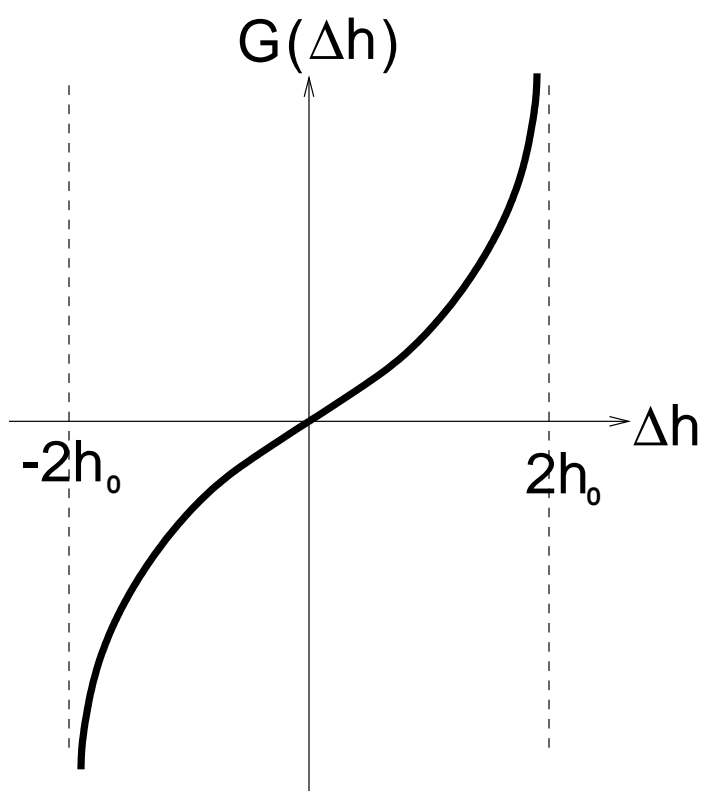
Fig. 4. Phase diagram in general. The open circles and squares are to indicate the region of hysteresis. Conditions for numerical simulations are the same with Ref. [13]. See the text for details.


Fig. 5. Various types of kinks; (a) linear kinks ($\alpha = 8.0, \beta = 1.5$); (b,c) Decorated kinks ($\alpha = 13.0, \beta = 1.5$).

Fig. 6. (a) Kinks under kink to stripe transition ($\alpha = 16.0, \beta = 1.5$). (b,c) Oscillon chains from decorated kinks in Fig. 4(b,c) ($\alpha = 13.0, \beta = 0.95$).












n=0




n=24




n=32




n=64




n=0



n=24



n=36



n=100

