

The Graphs for which the Maximum Multiplicity of an Eigenvalue is Two

Charles R. Johnson*, Raphael Loewy[†], Paul Anthony Smith[‡]

October 18, 2018

*Corresponding author; Department of Mathematics, College of William and Mary, Williamsburg, VA 23187-8795, USA; email: crjohnso@math.wm.edu; phone (office): 1-757-221-2014; fax (identify recipient): 1-757-221-7400

[†]Department of Mathematics, Technion – Israel Institute of Technology, Haifa 32000, Israel

[‡]UCLA Mathematics Department, Los Angeles, CA 90095-1555, USA

Abstract

Characterized are all simple undirected graphs G such that any real symmetric matrix that has graph G has no eigenvalues of multiplicity more than 2. All such graphs are partial 2-trees (and this follows from a result for rather general fields), but only certain partial 2-trees guarantee maximum multiplicity 2. Among partial linear 2-trees, they are only those whose vertices can be covered by two "parallel" induced paths. The remaining graphs that guarantee maximum multiplicity 2 are comprised by certain identified families of "exceptional" partial 2-trees that are not linear.

AMS classification: 05C50; 15A57

Keywords: graph; partial 2-tree; linear partial 2-tree; exceptional partial 2-tree; eigenvalue; minimum rank of a graph

1 Introduction

Throughout, G denotes a simple, undirected graph on n vertices without loops. Associate with G the set $S(G)$ of all n -by- n , real symmetric matrices A whose graph is G . No restriction (other than reality) is placed upon the diagonal entries of A by G . For each $A \in S(G)$, let $M(A)$ be the largest multiplicity for an eigenvalue of A and let $\text{rank}(A)$ denote the rank of A . Then, over $A \in S(G)$,

$$M(G) = \max M(A)$$

and

$$\text{msr}(G) = \min \text{rank } A,$$

the maximum multiplicity for G and the minimum symmetric rank in $S(G)$, respectively. Because all eigenvalues of matrices in $S(G)$ are real and translation by a real multiple of the identity does not change membership in $S(G)$, of course

$$M(G) + \text{msr}(G) = n,$$

and the two may be viewed interchangeably. This allows us to implicitly assume, that, when working with $M(A)$ and when convenient, 0 is an eigenvalue that attains $M(A)$. The same holds for $M(G)$. When \mathbb{R} is replaced by a field F , then $M(G)$ is defined as the maximum corank of all symmetric matrices with entries in F , and whose graph is G .

In [4], it was observed that the only graph G for which $M(G) = 1$ is the path on n vertices. In [8], the maximum multiplicity $M(G)$ has been determined whenever G is a tree. Our purpose here is to describe all graphs G for which $M(G) = 2$, a much larger (than $M(G) = 1$) and more subtle to describe class.

2 Partial 2-trees and preliminaries

Recall that a k -tree is a graph sequentially constructed from $k + 1$ -cliques (K_{k+1}) via articulation along k -cliques. Thus, a traditional tree is a 1-tree. We are particularly interested here in 2-trees, in which the building blocks are triangles (K_3 's) and the articulation is along edges. A *partial k -tree* is a k -tree from which some edges (without incident vertices) have been deleted. We call a 2-tree linear if it has precisely two vertices of degree two; we also consider K_3 to be a (degenerate) linear 2-tree. In this event, there is a natural order to the triangles and a linear 2-tree is somewhat analogous to a path (though it should be noted that a linear 2-tree may have vertices of arbitrarily high degree).

A graph H is a *homeomorph* of a graph G if H may be obtained from G by a sequence of edge subdivisions. We use hK_4 and $hK_{2,3}$ to denote graphs that are homeomorphs of K_4 and $K_{2,3}$ (the complete bipartite graph on two and three vertices) respectively.

An $hK_{2,3}$ is just the result of articulation of two cycles along a common induced path of at least two edges.

Examples. Let

$$A_1 = \begin{bmatrix} 1 & 1 & 1 & 1 \\ 1 & 1 & 1 & 1 \\ 1 & 1 & 1 & 1 \\ 1 & 1 & 1 & 1 \end{bmatrix} \in S(K_4)$$

and

$$A_2 = \begin{bmatrix} -1 & 0 & 1 & 1 & 1 \\ 0 & 1 & 1 & 1 & 1 \\ 1 & 1 & 0 & 0 & 0 \\ 1 & 1 & 0 & 0 & 0 \\ 1 & 1 & 0 & 0 & 0 \end{bmatrix} \in S(K_{2,3}).$$

Then $\text{rank}(A_1) = 1$ and $\text{rank}(A_2) = 2$, and it is easy to see that $M(K_4) = M(K_{2,3}) = 3$. Note that the Schur complement (see [6], Ch. 0) in A_2 of the $(1, 1)$ entry gives A_1 and, thus, something whose graph is K_4 .

Lemma 2.1. *Let G' be the graph resulting from an edge subdivision in the graph G . Then $M(G') = M(G)$ or $M(G') = M(G) + 1$ (i.e., $M(G') \geq M(G)$).*

Proof. Denote by $e = (v_1, v_2)$ the edge in G that is subdivided to obtain G' . After subdividing e , we get a new vertex v whose only neighbors are v_1 and v_2 . Let us number vertices v_1 , v_2 , and v by the numbers $n - 1$, n , and $n + 1$, respectively. Here and in the sequel we shall assume that if some vertices of a graph G have been numbered, then any matrix in $S(G)$ that we consider is consistent with the numbering (we shall only use integers in the set $\{1, \dots, n\}$). Note that by permutation similarity we may always transform an arbitrary matrix $B \in S(G)$ to one consistent with a numbering. Let $A \in S(G')$ satisfy $M(A) = M(G')$, i.e., $\text{rank } A = (n + 1) - M(G')$. We split the proof into two (mutually exclusive) cases:

- (a) the $(n + 1)^{st}$ diagonal entry of A is nonzero.
- (b) the $(n + 1)^{st}$ diagonal entry of A is zero.

Let us first suppose that our A as defined above satisfies condition (a). Only the last two off-diagonal entries of the $(n + 1)^{st}$ row and of the $(n + 1)^{st}$ column are nonzero. We may therefore add multiples of the $(n + 1)^{st}$ column of A to columns $n - 1$ and n so that the entry in the last row of each column is zero. By symmetry we may simultaneously perform the same operation with the roles of rows and columns interchanged. Call the matrix we so obtain \tilde{A} . As a result of our operations, \tilde{A} is a direct sum of a (real symmetric) matrix B with graph G and a single nonzero number x , i.e.,

$$\tilde{A} = \begin{bmatrix} B & 0 \\ 0 & x \end{bmatrix}.$$

Since A was chosen to be of minimum possible rank, it follows that B has minimum possible rank also, and so $\text{rank } B = n - M(G)$. Therefore the chain of equalities

$$n - M(G) + 1 = \text{rank } B + 1 = \text{rank } A = (n + 1) - M(G') \quad (2.1)$$

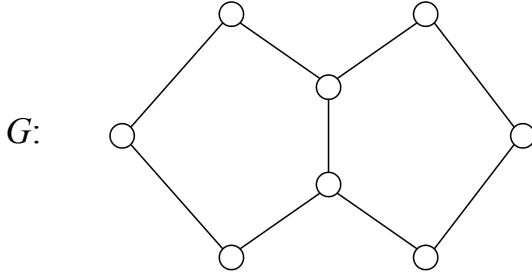
holds, whence $M(G') = M(G)$.

Now let us suppose that A satisfies case (b) and moreover that there is no matrix $A' \in S(G)$ with $M(A') = M(G)$ that satisfies condition (a). Add 1 to the $(n + 1)^{st}$ diagonal entry of A and call the new matrix \tilde{A} . Due to our assumption, $\text{rank } \tilde{A} = 1 + \text{rank } A$, and so

$$\text{rank } \tilde{A} = (n + 1) - M(G') + 1. \quad (2.2)$$

We now apply to the matrix \tilde{A} the procedure used to prove part (a). By (2.1) and (2.2), we obtain $M(G') = M(G) + 1$. \square

Remark. We note that both eventualities may occur. If G is a cycle, then $M(G') = M(G)$, and if G consists of two cycles that overlap in one (and only one) edge,



then $M(G') = M(G) + 1$ if the overlapping edge is subdivided.

Because of Lemma 2.1, we see that any graph G that is either an hK_4 or an $hK_{2,3}$ satisfies $M(G) \geq 3$.

The following combinatorial characterization of partial 2-trees is known (see [9] or [3]) and will be useful to us.

Lemma 2.2. *The graph G is a partial 2-tree if and only if G does not contain an induced subgraph that is a supergraph of an hK_4 .*

We may now establish a key step in our characterization of graphs for which $M(G) = 2$. Our proof of a statement for more general fields is given in Appendix A.

Lemma 2.3. *If G is a graph such that $M(G) = 2$, then G is a partial 2-tree.*

In fact, a stronger result than Lemma 2.3 holds (cf. [5]), namely: if G is not a partial 2-tree, then there exists a positive semi-definite matrix in $S(G)$ with nullity ≥ 3 . But this result has no natural analogue over general fields.

Of course, not all partial 2-trees have maximum multiplicity two. For example, $K_{2,3}$ is a partial 2-tree (simply add an edge between the two vertices in the first part to produce a “book” of triangles articulated at a single edge, a graph for which the maximum multiplicity is also greater than two). The rest of our work is to sort out which partial 2-trees do have maximum multiplicity two. In the next section, we identify the major portion of them, but certain “exceptions” will be identified later.

3 Graphs of two parallel paths

Definition 3.1. *A graph G is a graph of two parallel paths if there exist two independent induced paths of G that cover all the vertices of G and such that any edges between the two paths can be drawn so as to not cross. A simple path is not considered to be such a graph (and two paths not connected is considered to be such a graph).*

We shall call two independent induced paths satisfying the conditions in the above definition a *pair of parallel paths*. We note that K_3 is a graph of two parallel paths, and, in any given pair of two parallel paths of K_3 , one of these paths is degenerate (a vertex). We note also that each graph of two parallel paths is a partial linear 2-tree. This we shall prove after we elaborate on the meaning of the requirements in the definition.

Remark 3.2. *The matrix structure of graphs of two parallel paths:*

Here we express more precisely the requirement in the above definition that a pair of parallel path may be drawn so that edges between the path do not cross. Suppose we have a graph G on n vertices such that there exists a pair of independent paths P_1 and P_2 . Let k_i denote the number of vertices of P_i . Number the vertices of P_1 consecutively from 1 to k_1 , starting from a pendant vertex of P_1 . We shall number the vertices of P_2 similarly, but in this case we shall require that we start numbering from a pendant vertex of P_2 such that we minimize the number of times the following situation occurs: a vertex j of P_2 is adjacent to a neighbor s of P_1 and some vertex $k > j$ of P_2 is adjacent to some $t < s$ of P_1 . The vertices of P_2 may be numbered so that this situation never occurs if and only if G is a graph of two parallel paths. This may be rephrased as following. G is a graph of two parallel paths if and only if there exists $A \in S(G)$ of the following form:

$$A = \begin{bmatrix} T_1 & B \\ B^t & T_2 \end{bmatrix},$$

where T_1 and T_2 are irreducible and tridiagonal and B satisfies the following:

Whenever $b_{ij} \neq 0$ for some entry, then $b_{kl} = 0$
for $k > i$ and $l < j$, and for $k < i$ and $l > j$.

and in addition B is such that whenever $B \neq 0$ and $b_{k_1, k_1+1} \neq 0$, this entry is not the only nonzero entry of B (this excludes paths).

Remark 3.3. *If G is a graph of two parallel paths, and P_1 and P_2 constitute a pair of two parallel paths, then we shall assume that P_1 and P_2 are numbered so that vertices of P_1 have lower numbers than those of P_2 , and so that $A \in S(G)$ is of the form given in Remark 3.2.*

Lemma 3.4. *If a graph G is a graph of two parallel paths, then G is a partial linear 2-tree.*

Proof. Let G be a graph of two parallel paths on n vertices, and let p_1 and p_2 be a pair of parallel paths, with n_1 and n_2 vertices, respectively. We shall construct a finite sequence of graphs, the last of which we shall show must be a linear 2-tree. Suppose H is a graph of two parallel paths with a pair of paths q_1 and q_2 . Let v be a vertex in q_1 numbered with j . We shall define a function $\text{upper}_H(j)$ on the vertices of q_1 as follows. Let S be the set of vertices of q_1 with label $j + 1$ or greater. Let S' be the subset of all vertices in S that are adjacent to some vertex in q_2 . If S' is empty, define $\text{upper}_H(j)$ to be the last vertex in q_2 . If S' is not empty, take the vertex in this set with the lowest number, call it w , and define $\text{upper}_H(j)$ to be the lowest numbered neighbor of w . Define $\text{lower}_H(j)$ similarly, but with the roles of “greatest” and “lowest” interchanged; S is now defined as the set of vertices of q_1 with label $j - 1$ or lower, and S' is defined in the obvious way. Let us now construct the following sequence of graphs. Let $G_0 = G$ and, for $i = 1, \dots, n_1$, let G_i be the supergraph of G_{i-1} obtained by articulating edges (i, j) , where j runs from $\text{lower}_{G_{i-1}}(i)$ to $\text{upper}_{G_{i-1}}(i)$. It may happen that some of these edges already exist. Note that the graph G_{n_1} , by construction, consists of only triangles, and so it is a 2-tree. Moreover, either 1 or $n_1 + 1$ is of degree two, and either n_1 or n is of degree two, and all other vertices are of degree at least three. To see this, note that not both 1 and $n_1 + 1$ can be of degree greater than two, for in that case p_1 and p_2 could not be drawn so that edges do not overlap. If, in G we do not already have that each of these vertices is of degree at least two, then, by considering the remaining cases, it is easy to see that our construction gives the result claimed. We may argue similarly for vertices n_1 and n . On the other hand, any other vertex in p_1 must be of degree at least three, since $\text{lower}_{G_{i-1}}(j) \leq \text{upper}_{G_{i-1}}(j)$ for each i and j . It is also easy to see that each vertex of p_2 of degree two relative to p_2 is numbered such that, for some i, j , $\text{lower}_{G_{i-1}}(j) \leq p_2 \leq \text{upper}_{G_{i-1}}(j)$. Therefore G_{n_1} is a 2-tree with precisely two vertices of degree two, whence a linear 2-tree. \square

Definition 3.5. *We say that a graph is C_2 if it is connected and no vertex has degree less than two (no pendant vertices).*

Definition 3.6. *The core of a connected graph G is the maximal induced subgraph that is C_2 .*

Lemma 3.7. *Suppose that G is a graph of two parallel paths on n vertices. Then $\text{msr}(G) = n - 2$, or, equivalently, $M(G) = 2$.*

Proof. Suppose that the two parallel paths are P_1 and P_2 with k_1 and k_2 vertices respectively, $k_1 + k_2 = n$. By definition, $k_1, k_2 \geq 1$. We number the vertices of $P_1 : 1, 2, \dots, k_1$ consecutively along the path and the vertices of $P_2 : k_1 + 1, \dots, n$ also consecutively along the path, but beginning with $k_1 + 1$ at the same end of P_2 as 1 is of P_1 (if unambiguous, and at either end otherwise). Let $A \in S(G)$. We show by induction on n that $B = A(\{k_1, n\}, \{1, k_1 + 1\})$, the submatrix of A obtained by deleting rows k_1 and n and columns 1 and $k_1 + 1$, is permutation equivalent to a triangular matrix with nonzero diagonal. In the event that $k_1 = 1$ or $k_2 = 1$, this is immediate, as then the other is $n - 1$ and the indicated submatrix is a necessarily triangular submatrix whose diagonal is nonzero because of an irreducible tridiagonal principal submatrix. Thus, we may assume that $k_1, k_2 \geq 2$ and that the cases $n = 2, 3$ have been verified. To start the induction, the case $n = 4, k_1 = 2 = k_2$, is also easily checked. Because of the “no crossing” requirement upon edges between P_1 and P_2 , not both vertices 1 and $k_1 + 1$ can have degree more than 2 and not both vertices k_1 and n can have degree more than 2. Thus, in the matrix B , either column k_1 or n (original numbering) has exactly one nonzero entry. We may assume without loss of generality that it is column n and that it appears in the last (current numbering) position of that column of B . Deletion of this row from B leaves, either a path, or, by the induction hypothesis, a matrix containing an $(n - 3)$ -triangle, which is extended to an $(n - 2)$ -triangle by the nonzero in the last column of B , to complete the induction.

We have shown that $\text{msr}(G) \geq n - 2$. In fact, the method of proof, which is purely combinatorial, shows that the same conclusion holds for any field F .

To complete the proof, we note that G is not a path and apply [4] (or, for any infinite field, apply [2]) to conclude that $\text{msr}(G) \leq n - 2$. \square

Example. Let G be the unique 5-vertex linear 2-tree. Let P_1 and P_2 be two parallel paths and suppose that P_1 has two vertices. Furthermore, suppose that the first and last vertices of P_2 are each of degree two. In this example we shall use $P(A')$ to denote the pattern of A' . Numbering according to our prescription implies that matrices in $S(G)$ consistent with this numbering have the pattern

$$P(S(G)) := \begin{bmatrix} \cdot & \times & \times & \times & 0 \\ \times & \cdot & 0 & \times & \times \\ \times & 0 & \cdot & \times & 0 \\ \times & \times & \times & \cdot & \times \\ 0 & \times & 0 & \times & \cdot \end{bmatrix}$$

where \times denotes a nonzero entry and \cdot a completely free entry. Let $A \in S(G)$ satisfy $M(A) = M(G)$. In particular, A has the sign pattern given above, i.e. $P(A) = P(S(G))$. The pattern of P_1 is given by the upper diagonal 2×2 block in $P(A)$, and P_2 by the lower diagonal 3×3 block. The pattern of B is given by the uppermost rightmost 2×3 block in $P(G)$. Striking out rows 2 and 5 and columns 1 and 3, we obtain a submatrix

\tilde{A} with pattern

$$P(\tilde{A}) = \begin{bmatrix} \times & \times & 0 \\ 0 & \times & 0 \\ \times & \cdot & \times \end{bmatrix}$$

By taking the Schur complement with respect to the (3,3) nonzero entry, we see that \tilde{A} has full rank, and therefore $\text{msr}(A) \geq 3$, or equivalently, $M(A) < 3$. Since A is not a path, $M(A) > 1$, and therefore we conclude that $M(A) = 2$.

4 Graphs of minimum degree two and $M = 2$

Lemma 4.1. *If a C_2 graph G contains a cut-vertex, then $M(G) > 2$.*

Proof. Let us denote the cut-vertex by v and consider the induced subgraph $G - v$. We are left with connected components K_1, \dots, K_n , where n is at least two. Let us introduce the induced subgraphs

$$\tilde{K}_1 = G - \{K_2, \dots, K_n\}$$

and

$$\tilde{K}_2 = G - K_1.$$

Neither \tilde{K}_1 nor \tilde{K}_2 is a path. By [4], [2], the lemma holds for every infinite field F . \square

The following lemma is a special case of Theorem 2.3 in [1], and is brought here for the sake of completeness. It holds for any field F .

Lemma 4.2. *Let G be a graph containing a pendant vertex v with unique neighbor u . Then $M(G) = \max \{M(G - v), M(G - \{u, v\})\}$.*

Proof. Number the vertex v by n and u by $n - 1$. Let $A \in S(G)$ satisfy $M(A) = M(G)$. We consider separately two (mutually exclusive) cases:

- (a) the n^{th} diagonal entry of A is nonzero.
- (b) the n^{th} diagonal entry of A is zero.

Let us suppose that we may find a matrix A as defined above such that condition (a) holds. Taking into account that the only nonzero entries in the last row are entries $n - 1$ and n , we add multiples of the last row of A to the row $n - 1$ so that its n^{th} entry becomes zero. We simultaneously perform the same procedure with the roles of rows and columns reversed. Let us call the resulting matrix \tilde{A} . As a result of our operations, \tilde{A} is a direct sum of a (real symmetric) matrix B with graph $G - v$ and a single nonzero number x :

$$\tilde{A} = \begin{bmatrix} B & 0 \\ 0 & x \end{bmatrix}. \tag{4.1}$$

Note that $M(A) = M(G)$ forces $M(B) = M(G - v)$: clearly $M(B) \leq M(G - v)$; if $M(B) < M(G - v)$, then $\text{msr}(G) > \text{msr}(G - v) + 1$, a contradiction. Because $x \neq 0$ in our direct sum decomposition, it holds that $M(G) = M(A) = M(B) = M(G - v)$.

Now suppose that A satisfies condition (b) and that there is no matrix $A' \in S(G)$ with $M(A') = M(G)$ that satisfies condition (a). Since (b) is satisfied, in the last row of A only the $(n - 1)^{\text{st}}$ entry is nonzero. We therefore may add multiples of the last row to each row of A , canceling all nonzero entries of the $(n - 1)^{\text{st}}$ column of A without affecting any other entries. By symmetry, we may perform the same operation with the roles of rows and columns reversed. Let us call the resulting matrix \hat{A} . Note that \hat{A} is a direct sum of a (real symmetric) matrix B with graph $G - \{u, v\}$ and a 2×2 matrix X given by $X = \begin{bmatrix} 0 & x \\ x & 0 \end{bmatrix}$, where x is nonzero:

$$\hat{A} = \begin{bmatrix} B & 0 \\ 0 & X \end{bmatrix}. \quad (4.2)$$

Since $M(A) = M(G)$, it follows that $M(B) = M(G - \{u, v\})$. By our direct sum decomposition and the fact that X has full rank, we get that $M(G) = M(A) = M(B) = M(G - \{u, v\})$. Thus we have established that $M(G) \in \{M(G - v), M(G - \{u, v\})\}$. Now, suppose that we start with a matrix \tilde{A} as given in (4.1) where $B \in S(G - v)$, $M(B) = M(G - v)$, and x is nonzero. By reversing all of our row and column operations, we may obtain a matrix $A \in S(G)$ with $M(A) = M(G - v)$. Similarly, if we start with a matrix \hat{A} as given in (4.2) where $B \in S(G - \{u, v\})$, $M(B) = M(G - \{u, v\})$, and $X = \begin{bmatrix} 0 & x \\ x & 0 \end{bmatrix}$, where $x \neq 0$, then by reversing our row and column operations there performed, we may obtain a matrix $A \in S(G)$ with $M(A) = M(G - \{u, v\})$. \square

Lemma 4.3. *Let G be a graph containing an induced subgraph that is a supergraph of an $hK_{2,3}$. Then $M(G) \geq 3$.*

Proof. Let the $hK_{2,3}$ consist of three internally independent paths, of at least two edges each between vertices u and v . Call them P_1 , P_2 , and P_3 . If G contains an hK_4 , then the conclusion follows from Lemma 2.3. Thus, we may assume that there is no path in $G - \{u, v\}$ from an interior vertex of P_i to an interior vertex of P_j , $j \neq i$, $1 \leq i, j \leq 3$. It follows that if u and v are deleted from G , then at least three components result, including a component “corresponding” to each P_i , $i = 1, 2, 3$. We conclude that $A \in S(G)$ appears, with proper numbering of vertices, as

$$A = \begin{bmatrix} \cdot & ? & d_1 & d_2 & d_3 & ? \\ ? & \cdot & f_1 & f_2 & f_3 & ? \\ d_1^t & f_1^t & A_1 & 0 & 0 & 0 \\ d_2^t & f_2^t & 0 & A_2 & 0 & 0 \\ d_3^t & f_3^t & 0 & 0 & A_3 & 0 \\ ? & ? & 0 & 0 & 0 & B \end{bmatrix}$$

Here A_i corresponds to component G_i and includes the interior vertices of P_i , $i = 1, 2, 3$, B may be empty, and the first two rows and columns correspond to u and v . Each d_i has its first entry nonzero, and each f_i has its last entry nonzero. The symbol “?” is either free nonzero or zero. Now, identify the three neighbors of u along the path P_1 , P_2 , and P_3 together with u and v to give the set S contained among the vertices of G . Let $A \in S(G)$ be chosen as follows: $A[S^c]$ is an M -matrix (see [7], Ch. 2), the three edges from u to its neighbors in S are free, the diagonal entries corresponding to S are free and all other edges in G are chosen to be positive. The Schur complement $A/A[S^c]$ then appears as

$$\left[\begin{array}{cc|ccc} \tilde{a}_{11} & ? & \tilde{a}_{13} & \tilde{a}_{14} & \tilde{a}_{15} \\ ? & \tilde{a}_{22} & a & b & c \\ \hline \tilde{a}_{13} & a & \tilde{a}_{33} & 0 & 0 \\ \tilde{a}_{14} & b & 0 & \tilde{a}_{44} & 0 \\ \tilde{a}_{15} & c & 0 & 0 & \tilde{a}_{55} \end{array} \right]$$

in which ? is either free nonzero, fixed nonzero, or zero, \tilde{a}_{13} , \tilde{a}_{14} , \tilde{a}_{15} are free nonzero, a , b , c are nonzero and $\tilde{a}_{11}, \dots, \tilde{a}_{55}$ are free.

To see that a , b , and c may be chosen to be nonzero, consider the following two situations. Denote by w the neighbor of u along P_1 . If w is not a neighbor of v , then the sign of the second summand in the Schur complement $A/A[S^c]$ shows that $a < 0$. If w is a neighbor of v , then a is given as the difference of two positive numbers. In this case we may treat the entry corresponding to the edge (w, v) as a free variable, and therefore guarantee that $a \neq 0$. The same argument holds for b and c .

If we choose $\tilde{a}_{33} = \tilde{a}_{44} = \tilde{a}_{55} = 0$, $[\tilde{a}_{13} \ \tilde{a}_{14} \ \tilde{a}_{15}]$ proportional to $[a \ b \ c]$ and either $\begin{bmatrix} \tilde{a}_{11} & ? \\ ? & \tilde{a}_{22} \end{bmatrix}$ to be 0 if $? = 0$ or to be so that $\begin{bmatrix} \tilde{a}_{11} & ? & \tilde{a}_{13} \\ ? & \tilde{a}_{22} & a \end{bmatrix}$ is rank one, otherwise, the proof is complete. Note that, because of the Schur complement step, \tilde{a}_{13} , \tilde{a}_{14} , \tilde{a}_{15} and ? could each have a single forbidden value other than zero. This does not debilitate the argument because of the flexibility in proportionality and in the upper left 2-by-2 block. \square

Remark 4.4. *Lemma 4.3 holds for any infinite field. Indeed, a straightforward computation shows that the entries in the 3,4;3,5 and 4,5 positions of $A/A[S^c]$, as well as the entries in the transpose positions are 0. The results about the other entries of $A/A[S^c]$ follow the discussion in Appendix A, and in particular Lemma A.2*

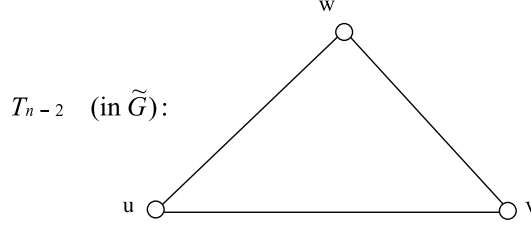
Definition 4.5. *A graph G is a SEAC (singly edge-articulated cycle) graph if it is sequentially built from cycles via articulation of each successive cycle along an edge of the previous graph. No such edge may be used more than once for articulation.*

Lemma 4.6. *If G is a C_2 graph such that $M(G) = 2$, then G is a SEAC graph.*

Proof. By Lemmas 2.3 and 4.1 we can assume that G is a partial 2-tree which does not contain any cut vertex. The lemma is proved by induction on $n = |G|$. It holds for

$n = 3$, so we consider the general induction step.

G is a partial 2-tree, so it has a supergraph \tilde{G} with $|\tilde{G}| = |G| = n$, and such that G is obtained from \tilde{G} by removing some edges. \tilde{G} consists of $n - 2$ triangles. Denote by T_{n-2} the last one that was articulated in the construction of \tilde{G} . Denote its vertices by u, v, w , where we may assume that the degree of w in \tilde{G} is 2.



Since G contains no cut vertices, uw and vw are edges of G .

Case 1: Suppose that uv is an edge of G . Then, since G contains no cut vertices, the degrees of u and v in G are at least 3.

Let $G' = G - \{w\}$. Clearly, G' is a C_2 graph with $|G'| = n - 1$. By [4] we cannot have $\text{msr}(G') = (n - 1) - 1$. We cannot have $\text{msr}(G') \leq (n - 1) - 3$, because this implies $\text{msr}(G) \leq n - 3$. We use here $\text{msr}(K_3) = 1$. Hence $\text{msr}(G') = n - 3 = (n - 1) - 2$, so we can apply the induction hypothesis and conclude that G' is a SEAC. We are done if uv is incident to exactly one cycle in G' , and this is indeed the case by Lemma 4.3.

Case 2: Suppose that uv is not an edge of G . Let G' be obtained from G by compressing w , so $|G'| = n - 1$, and uv is an edge of G' . G' is C_2 , and as in Case 1, $\text{msr}(G') = (n - 1) - 2$, so the induction hypothesis implies that G' is a SEAC. If the edge uv (in G') is incident to only one cycle we are done. Otherwise, going back to G we get a contradiction by Lemma 4.3. \square

Definition 4.7. In a SEAC graph, the cycles used to build it are well defined, as are the edges of articulation. Each edge of articulation uniquely defines two of the cycles. We say that two of the cycles are neighbors if they share an edge of articulation. A SEAC graph is called linear (LSEAC) if each of its constituent cycles has at most two neighbors. An LSEAC graph that consists of more than a cycle has just two cycles with only one neighbor each (the two ends of the linear path of cycles).

Lemma 4.8. If G is a C_2 graph and $M(G) = 2$, then G is an LSEAC graph.

Proof. Let G be a C_2 graph with $M(G) = 2$. By Lemma 4.6, G is a SEAC graph. Thus it remains to be shown that G is in fact an LSEAC graph. If G is not an LSEAC graph, then there exists a cycle Z with at least $k \geq 3$ neighbors, say Z_1, \dots, Z_k ($k \geq 3$). These neighbors uniquely determine the connected components of the graph $G - Z$. Let us superimpose the connected component corresponding to Z_i with the intersection

of Z_i and Z , and denote it by \tilde{Z}_i . It is clear \tilde{Z}_i is a *SEAC* graph. We shall assume that each is in fact an *LSEAC* graph. Once the lemma is proved for this case, the general case follows by induction. Let s denote the number of vertices of Z and s_i the number of vertices of \tilde{Z}_i . The cycle Z contains $s - k$ edges not shared with some \tilde{Z}_i . It therefore follows that

$$\text{msr}(G) \leq \text{msr}(\tilde{Z}_1) + \dots + \text{msr}(\tilde{Z}_k) + (s - k). \quad (4.3)$$

Since each \tilde{Z}_i is an *LSEAC* graph,

$$\begin{aligned} \text{msr}(\tilde{Z}_1) + \dots + \text{msr}(\tilde{Z}_k) + (s - k) &= (s_1 - 2) + \dots + (s_k - 2) + (s - k) \\ &= (n - s) + (s - k) = n - k, \end{aligned} \quad (4.4)$$

By (4.3) and (4.4), $\text{msr}(G) \leq n - k$, i.e., $M(G) \geq k$. In particular, $M(G) > 2$. The general case follows by induction. \square

Theorem 4.9. *If G is a C_2 graph, then the following three statements are equivalent:*

1. $M(G) = 2$
2. G is a graph of two parallel paths, and
3. G is an *LSEAC* graph.

Proof. Note that 2. \implies 1. follows from Lemma 3.7 and that 1. \implies 3. follows from Lemma 4.8. It remains to be shown that 3. \implies 2.. This is trivial if G is a single cycle, and so let us suppose that G contains at least two cycles. Let Z_s and Z_t denote the two cycles with only one neighbor each. Let s_1, s_2 be two adjacent vertices belonging to Z_s such that the edge that they determine is not an edge of articulation. Define t_1, t_2 belonging to Z_t similarly. Now remove from G all edges of articulation. The resulting graph is a cycle that clearly defines the two parallel paths in G . \square

5 The exceptional graphs and the general result

In this section we shall prove the following general result:

Theorem 5.1. *The graph G satisfies $M(G) = 2$ if and only if G is a graph of two parallel paths or G is one of the types listed in Table B1.*

The bold lines in Table B1 indicate edges that may be subdivided arbitrarily many times, whereas the dotted lines indicate paths (possibly degenerate) of arbitrary length. Thus each "exceptional graph" that appears in Table B1 stands not for just one graph, but rather for a certain countable collection of graphs.

Remark 5.2. *We note that among partial linear 2-trees, the graphs for which $M(G) = 2$ are precisely the graphs of two parallel paths. The additional graphs for which $M(G) = 2$, the exceptional families of Table B1, are, of course, partial (not linear) 2-trees with very special structure.*

In the previous section, we completely characterized the C_2 graphs with $M = 2$. Consider now a general connected partial 2-tree G . If G is a tree, then $M(G)$ is determined by the path covering number of G . In particular when G is a tree, $M(G) = 2$ if and only if G is a graph of two parallel paths. Let us assume then here and throughout this section that G denotes a connected partial 2-tree that is not a tree. By sequentially stripping away all degree-one vertices, we arrive at the maximal induced subgraph of G that is C_2 , which, by definition, is the core of G . Let us denote this induced subgraph by $\text{Core}(G)$. By inductively applying Lemma 4.2, we see that

$$M(G) \geq M(\text{Core}(G)),$$

which, combined with Theorem 4.9, proves the following lemma:

Lemma 5.3. *Let G be a partial 2-tree. If $M(G) = 2$, then the core of G is an $LSEAC$ graph and a graph of two parallel paths.*

In light of this Lemma, asking for what connected graphs we have $M = 2$ is equivalent to asking under what conditions does sequentially adding degree one vertices to $LSEAC$ graphs preserve maximum multiplicity. Lemma 4.2 will allow us to prove several “forbidden subgraph” lemmas in which it will be shown that certain induced subgraphs of a graph G preclude $M(G) = 2$. Indeed, if we take an $LSEAC$ graph and sequentially add degree one vertices until we have created a forbidden subgraph, then, by Lemma 4.2 adding subsequent degree one vertices cannot decrease maximum multiplicity.

Lemma 5.4. *Let H be a C_2 graph and let u be an arbitrary vertex of H . Let T be a tree that is not a path and let v be a degree-one vertex of T . Let G be the graph that is the result of identifying vertices u and v of H and T , respectively. Then $M(G) > 2$.*

Proof. Since T is not a path, it has a vertex of degree at least three, say, vertex w . We may then find a minimal induced path connecting w to a pendant vertex of G that also belongs to the induced subgraph T in G . Let us sequentially remove the vertices of this path, including vertex w . The resulting graph has at least two connected components, one of which is a graph that has a nontrivial core, the other being a tree (possibly degenerate). A graph with nontrivial core has $M > 1$, and so the resulting induced subgraph of two connected components has $M > 2$. Applying Lemma 4.2 inductively shows that this implies that $M(G) > 2$. \square

The immediate consequence of this lemma is that if a given graph G cannot be constructed from an $LSEAC$ graph H by sequentially articulating paths onto vertices

of H only, then $M(G) > 2$. Suppose now we are given a graph G that can be constructed in such a manner. Inductively applying Lemma 4.2 then shows that in fact we need only consider the induced subgraph of G obtained by sequentially removing pendant vertices whose neighbors have degree two, i.e., we may assume without loss of generality that all paths with pendant vertices are of length one. We shall use this fact implicitly throughout.

Definition 5.5. *A simple partial 2-tree is a partial 2-tree G whose core is a nontrivial LSEAC graph and which may be constructed from its core through sequential articulation of vertices to vertices belonging to its core.*

We consider LSEAC graphs to be simple partial 2-trees. The remarks immediately preceding the definition show that if a graph G is not a simple partial 2-tree, then $M(G) > 2$. Whenever v is a vertex of G with a neighbor u that is a pendant vertex in G , we shall call u a pendant neighbor of v .

Lemma 5.6. *Let G be a simple partial 2-tree and u a vertex of G with at least three pendant neighbors. Then $M(G) > 2$.*

Proof. Let v_1, v_2, v_3 denote three (distinct) pendant neighbors of u . Then the induced subgraph $G - \{u, v_3\}$ has three connected components: isolated vertices v_1 and v_2 , and the induced subgraph $G - \{u, v_1, v_2\}$. It follows that

$$M(G - \{u, v_3\}) = M(v_1) + M(v_2) + M(G - \{u, v_1, v_2\}) \geq 1 + 1 + 1 = 3$$

By Lemma 4.2, $M(G) \geq M(G - \{u, v_3\})$, since v_3 is pendant, and therefore $M(G) \geq 3$. \square

Next we introduce the definition of a terminal cycle. We shall see that these cycles play a rather more important role than the other cycles of a graph.

Definition 5.7. *A terminal cycle of an LSEAC graph is a cycle that has at most one neighbor.*

If G is a graph whose core is an LSEAC graph, then a cycle Z of G is said to be a terminal cycle if and only if Z is a terminal cycle in the core of G . Note that a single cycle is an LSEAC graph and is, by our definition, considered to be a terminal cycle.

Lemma 5.8. *Suppose G is a simple partial 2-tree with a cycle Z that is not terminal. Suppose further that there exists a vertex u in Z that is of degree at least two in the core of G , does not belong to a terminal cycle, and has at least one pendant neighbor v in G . Then $M(G) > 2$.*

Proof. First suppose that u is of degree two in the core of G . Note that this requirement is equivalent to requiring that u belong to cycle Z and no other cycles. Observe that there exists at least one vertex of Z that is a cut vertex in the (nontrivial) C_2

graph $\text{Core}(G - \{u, v\})$. For example, consider a vertex w belonging to Z and one of Z 's neighbors such that a minimal path between w and u includes an edge that serves as an edge of articulation in the core of G . It follows from Lemma 4.1 that $M(\text{Core}(G - \{u, v\})) > 2$. Applying Lemma 4.2 repeatedly, we get the desired conclusion $M(G) > 2$.

Now suppose that u is of degree at least three in the core of G . Necessarily, u belongs to at least two cycles, say Z_1 and Z_2 . Since Z_1 and Z_2 have a unique edge of articulation, say (u, w) , it follows that w is a cut vertex in the graph $\text{Core}(G - \{u, v\})$. By Lemma 4.1, $M(\text{Core}(G - \{u, v\})) > 2$, whence $M(G) > 2$, which completes the proof. \square

Definition 5.9. *A distinguished vertex of an LSEAC graph G is a vertex that belongs to every terminal cycle of G .*

If G is a graph whose core is an LSEAC graph, then a vertex v of G is said to be distinguished if and only if v is distinguished in the core of G . A vertex u of G that is not a distinguished vertex shall be called nondistinguished. Note that if G is a single cycle, then every vertex of G is a distinguished vertex. If G is an LSEAC graph that is not a cycle, then G has either 0, 1, or 2 distinguished vertices. In fact, if G is any graph whose core is an LSEAC graph with n distinguished vertices, then G has at least $|n - 3| + 3$ core vertices for $n = 0, 1, 2$ and, for $n = 3, 4, \dots$, exactly $|n - 3| + 3 = n$ core vertices. In other words, if we suppose that a graph has at least n distinguished vertices, then we have already established at least a lower bound on the number of vertices that the core of G may have. On the other hand, an assumption on the number of terminal cycles G restricts the possibilities for the number of distinguished vertices.

Remark 5.10. *A vertex of a simple partial 2-tree G is a distinguished vertex if and only if G has at least one cycle and the vertex belongs to each cycle of G .*

Proof. Since the core of G is a nontrivial LSEAC graph, and because LSEAC graphs may be sequentially constructed by cycle articulation along edges, the statement immediately follows. \square

Lemma 5.11. *If G is an LSEAC graph with at least one distinguished vertex v , then the induced subgraph $G - v$ is a path.*

Proof. This is a simple consequence of the fact that a distinguished vertex belongs to each cycle. For, if G is a cycle, then this statement is trivial. If G has two distinguished vertices, then G must simply be a pair of cycles articulated along a single edge. In this case too it is clear that $G - v$ is a path. Finally, if G has one distinguished vertex, then it follows that every edge of articulation intersects the distinguished vertex, and so only a path remains in the induced subgraph. \square

Lemma 5.12. *Let G be a simple partial 2-tree with at least one distinguished vertex with precisely two pendant neighbors. Then $M(G) = 2$ if and only if G is a graph of two parallel paths.*

Proof. Let u be a distinguished vertex of G with precisely two pendant neighbors, v_1, v_2 . The induced subgraph $G - \{u, v_1\}$ has two connected components: the isolated vertex v_2 and the graph $G - \{u, v_1, v_2\}$. By Lemma 4.2, $M(G) > 2$, unless we have $M(G - \{u, v_1, v_2\}) = 1$, i.e., unless $G - \{u, v_1, v_2\}$ is a path. This occurs if and only if the pendant vertices of G added to the core of G extend the path $\text{Core}(G) - u$ to a path P in G . In this situation, the path P and the path connecting v_1, u, v_2 constitute a pair of two parallel paths, showing on account of Lemma 3.7 that $M(G) = 2$. \square

Lemma 5.13. *Let G be a simple partial 2-tree with a terminal cycle Z that has two nondistinguished vertices u_1, u_2 satisfying the following conditions: if either vertex is of degree two relative to the core of G , then they are not neighbors; and, u_1 and u_2 each have at least one pendant neighbor, say v_1 and v_2 , respectively. Then $M(G) > 2$.*

Remark. Note that the conditions imposed on G imply that the core of G cannot be a cycle, since a cycle has no nondistinguished vertices.

Proof. Indeed, by our choice of u_1 and u_2 , there exists a path in Z connecting u_1 and u_2 such that, with the possible exception of u_1 and u_2 , all vertices in the path belong to cycle Z only. This path is one of our connected components. Let us call it P_1 . The remainder of the graph (excluding u_1, u_2, v_1, v_2) becomes the other connected component, which we shall call P_2 . Since P_2 contains at least one cycle (e.g., the other terminal cycle), it satisfies $M(P_2) > 1$. Hence

$$M(G - \{u_1, v_1, u_2, v_2\}) = M(P_1) + M(P_2) > 2.$$

By Lemma 4.2, it follows that $M(G) > 2$. \square

Lemma 5.14. *Let G be a simple partial 2-tree with a terminal cycle Z that has a nondistinguished vertex u . Suppose that u has at least two pendant neighbors, say v_1 and v_2 . Then $M(G) > 2$.*

Proof. The induced subgraph $G - \{u, v_2\}$ consists of two connected components: the isolated vertex v_1 and the induced subgraph $G - \{u, v_1, v_2\}$. Since $G - \{u, v_1, v_2\}$ has at least one cycle, we see, by reasoning now entirely analogous to that used in Lemma 5.13, that $M(G) > 2$. \square

Lemma 5.15. *Let G be graph whose core is a nontrivial LSEAC graph. Moreover, suppose that if any distinguished vertex of G has exactly one pendant neighbor, then there exists another distinguished vertex of G with at least two pendant neighbors. Then $M(G) = 2$ if and only if G is a graph of two parallel paths.*

Proof. Without loss of generality, we may assume that G is a simple partial 2-tree (for if G cannot be constructed from some simple partial 2-tree by a sequence of subdivisions

of edges adjacent to pendant vertices, then $M(G) > 2$, and so by Lemma 3.7, G cannot be a graph of two parallel paths). By Lemma 5.6, if some distinguished vertex of G has more than two pendant neighbors, then $M(G) > 2$. By Lemma 3.7, G is not a graph of two parallel paths. If some distinguished vertex of G has precisely two pendant neighbors, then the claim follows by Lemma 5.12. If no distinguished vertex of G has any pendant neighbors, then, for $M = 2$, it is necessary that the following be satisfied: pendant vertices must be adjacent to vertices of terminal cycles, by Lemma 5.8; no vertex of a terminal cycle may have more than one pendant neighbor, by Lemma 5.14; and no terminal cycle may have more than two nondistinguished vertices each with at least one pendant neighbor, and moreover, if a terminal cycle has two such nondistinguished vertices, then those two vertices in the terminal cycle are neighbors (Lemma 5.13). When these conditions are satisfied, however, it follows that there exist disjoint induced paths P_1 and P_2 in the core of G , covering all vertices in the core, such that the pendant vertices of G extend paths P_1 and P_2 . Hence it is necessary that G be a graph of two parallel paths. The sufficiency of being a graph of two parallel paths has already been shown. \square

The following result is a useful criterion for ruling out graphs for which $M > 2$.

Lemma 5.16. *Let G be a (general) connected graph. If G has more than five pendant vertices, then $M(G) > 2$.*

Proof. Without loss of generality, we may assume that G is a simple partial 2-tree. If G is a tree with more than five pendant vertices, then G has path covering number at least three, and so $M(G) \geq 3$. It therefore suffices to consider the case where the core of G is a simple partial 2-tree with at least six pendant vertices. If no distinguished vertex of G has precisely one pendant neighbor, then by Lemma 5.15, $M(G) > 2$ since clearly G cannot be a graph of two parallel paths. We may therefore restrict ourselves to the case where some distinguished vertex of G , say u , has precisely one pendant neighbor, say v . Since u belongs to each cycle of G , $G - \{u, v\}$ is a tree. By our assumptions, $G - \{u, v\}$ has at least five pendant vertices, meaning now that it is a tree with path covering number at least three, implying that $M(G - \{u, v\}) > 2$. Invoking Lemma 4.2 one more time, we see that $M(G) > 2$. \square

It is a direct consequence of the lemmas we have proven thus far that in order for a graph G to be “exceptional”, i.e., have $M(G) = 2$ and yet not be a graph of two parallel paths, G must also satisfy the following:

1. G is a simple partial 2-tree.
2. G has at least one distinguished vertex.
3. At least one distinguished vertex has exactly one pendant neighbor.
4. No vertex has more than one pendant neighbor.

5. G has no more than five pendant vertices.

That each graph belonging to one of the classes of graphs listed in the table is exceptional may be verified readily: inductively use the pendant vertex lemma on the path extending from a distinguished vertex, considering both the case where the distinguished vertex remains but without the path attached to it, and the case where the path and the distinguished vertex are removed. In each case, the induced subgraph has $M = 2$, and therefore, by Lemma 4.2, so does the original graph. Clearly, no graph in the table is a graph of two parallel paths. This is obvious when the number of pendant vertices is five. When there are fewer pendant vertices, a small, finite number of subcases may be considered showing that no graph may be covered by two disjoint induced paths satisfying the edge crossing condition.

In the subsequent analysis we shall show that these are the only exceptional graphs. In proving the results that follow we shall frequently make use of the fact that the five conditions listed above are necessary for a graph to be exceptional. In other words, it suffices to consider only the cases where the above conditions hold.

Lemma 5.17. *If a graph G is exceptional, then G has more than two pendant vertices.*

Proof. Let G be a simple partial 2-tree with a distinguished vertex u_1 that has precisely one pendant neighbor, say v_1 . Let u_2 be a vertex, different from u_1 , that belongs to the core of G , and let v_2 be a pendant neighbor of u_2 . Suppose that v_1 and v_2 are the only degree-one vertices of G . The vertex u_2 belongs to a terminal cycle, for otherwise $M(G) > 2$. In this case, u_2 has a neighbor w (possibly equal to u_1) in the same terminal cycle such that there exists a minimal path P_1 connecting w and v_1 such that $G - P_1$ has only one connected component. In this case, though, $G - P_1$ is a path, which we denote by P_2 . By the construction, P_1 and P_2 constitute a pair of parallel paths, showing that $M(G) = 2$ and G is a graph of two parallel paths. We have thus shown that a simple partial 2-tree G with two pendant vertices has $M(G) = 2$ if and only if G is a graph of two parallel paths. This completes the proof. \square

Lemma 5.18. *If a graph G is exceptional, then G has no more than three cycles.*

Proof. Let G be a simple partial 2-tree whose core has at least four cycles and such that no vertex in the core of G has more than one pendant neighbor. Since G has at least four cycles, the cycles determine a unique distinguished vertex, which we shall call u . Suppose u has a unique pendant neighbor v , and that the graph $G - v$ has either 2, 3, or 4 pendant vertices and is a graph of two parallel paths. Note that if $G - v$ is not a graph of two parallel paths, then, then by Lemma 5.15, $M(G) > 2$. If G is a graph of two parallel paths, then G is not exceptional, and so we suppose that G is not a graph of two parallel paths. In particular, this implies that in each terminal cycle there is at least one vertex different from u that has a pendant neighbor. It also implies that, if in terminal cycle Z the neighbor of u that belongs only in cycle Z supports a pendant vertex, then there are at least three vertices in Z (including u) that have pendant

neighbors. Now consider the induced subgraph $G - \{u, v\}$. Since u is distinguished, the induced subgraph is a tree. Since G has at least four cycles, no path shorter than two edges in length exists between vertices of opposite terminal cycles. On the other hand, at least two vertices of each terminal cycle are pendant in the graph $G - \{u, v\}$ by the conditions we have already established on pendant neighbors. Together, these statements imply that $G - \{u, v\}$ is a tree of path covering number three. By Lemma 4.2, $M(G) > 2$ and so, in particular, G is not exceptional. \square

Lemma 5.19. *A graph G whose core consists of three cycles is exceptional if and only if G belongs to the collection of graphs given in Table B1 (see Appendix B).*

Proof. Let G be a simple partial 2-tree whose core consists of three cycles and let us assume that G has at least three pendant neighbors. We assume that only vertices of terminal cycles may have pendant neighbors. The graph G has a unique distinguished vertex u . In order for G to be exceptional, u must have precisely one pendant neighbor, say v . In order for $M(G) = 2$, $G - \{u, v\}$ must be a tree of path covering number two (if it were one, then G would be a graph of two parallel paths). Let Z be the unique cycle of G that is not a terminal cycle. If Z contains more than three vertices, then $M(G - \{u, v\}) > 2$ unless G is a graph of two parallel paths. Henceforth assume that Z has only three vertices. In this case, though, by considering the graph $G - \{u, v\}$, we see that, in order for G to be exceptional, each vertex of Z must have precisely one pendant neighbor.

Suppose we have such a graph G , but with the additional requirement that only the vertices of Z have pendant neighbors. Then it is easy to check that such a graph G is exceptional and is in Table B1. Suppose we wish to add a pendant vertex to G so that the resulting graph is still exceptional. Necessarily, we must add a new vertex to a terminal cycle, say Z_t . Considering $G - \{u, v\}$ shows that it is also necessary that Z_t have only three vertices. Considering $G - v$ shows that this is sufficient. Such graphs are also in our table. To add a fifth pendant vertex, necessarily each terminal cycle has only three vertices, and in that case, there is a unique way pendant vertices may be arranged. This case is also exceptional and is covered in Table B1. Since this analysis exhausts all possibilities, the proof is complete. \square

Lemma 5.20. *A graph G whose core consists of two cycles is exceptional if and only if G belongs to the collection of graphs given in Table B1.*

Proof. Let G be a simple partial 2-tree whose core consists of two cycles and let us assume that G has at least three pendant neighbors, and that no vertex of G has multiple pendant neighbors. We first claim that G cannot be exceptional unless each distinguished vertex, u_1, u_2 , has precisely one pendant neighbor. For suppose that u_1 has a unique pendant neighbor v_1 , but that u_2 does not have a pendant neighbor. If $G - \{u_1, v_1\}$ is a path, then G is a graph of two parallel paths, and so suppose that $G - \{u_1, v_1\}$ is a tree of two parallel paths. Then at least one cycle has at most one

nondistinguished vertex with a pendant neighbor. However, in this event G must be a graph of two parallel paths

We therefore may assume that u_1 has a pendant neighbor v_1 and u_2 has a pendant neighbor v_2 . If $M(G) = 2$, then we must have $M(G - \{v_1, v_2\}) = 2$, which happens only when this graph is a graph of two parallel paths. In this case we see that if a cycle of $G - \{v_1, v_2\}$ has two vertices each with a pendant neighbor, then these two vertices must be adjacent. If no cycle of this graph has two vertices, then, by considering $G - \{u_1, v_1\}$, we see that nondistinguished vertices with pendant neighbors must be distributed so that one is adjacent to u_1 and the other to u_2 (or perhaps both). In this case, however, G is a graph of two parallel paths.

Thus we assume that there is a cycle Z of G that has two nondistinguished adjacent vertices, each with a pendant neighbor. By considering the trees $G - \{u_1, v_1\}$ and $G - \{u_2, v_2\}$, we see that Z must have only four vertices, for otherwise $M(G) > 2$. Let G be a graph satisfying all of these requirements. Suppose in addition that G has only four pendant vertices. Then G is an exceptional graph and is in Table B1. Suppose we wish to add a fifth pendant vertex to G . This vertex must necessarily be added to a vertex in $G - Z$. Considering $G - \{u_1, v_1\}$ and $G - \{u_2, v_2\}$ shows that this may only be done if the cycle in G that is not Z is a cycle on three vertices. The resulting graph is unique, exceptional, and in our table. Since we have exhausted all possibilities, the proof is complete. \square

Lemma 5.21. *A graph G whose core is a single cycle is exceptional if and only if G belongs to the collection of graphs given in Table B1.*

Proof. Let G be a simple partial 2-tree with between three and five pendant vertices and such that no vertex has more than one pendant neighbor. If the core of G has only three or four vertices, then clearly G is a graph of two parallel paths. If the core of G has five vertices, then G is a graph of two parallel paths unless G has five pendant vertices. If G has five vertices in its core and five pendant vertices arranged as specified above, then it is exceptional and is in our table. Now suppose that the core of G has more than five vertices. If G has at most two pendant vertices, then G is a graph of two parallel paths. Note that, since G has more than five vertices, there exists a set (in general, many) of three vertices of the core of G , say u_1, u_2, u_3 , such that the induced subgraph $G - \{u_1, u_2, u_3\}$ has three connected components. If u_1, u_2 , and u_3 all have a pendant neighbor, then, by Lemma 4.2 applied three times, $M(G) > 2$. If three such vertices, each with a pendant neighbor, cannot be found, then G has at most four pendant vertices and is a graph of two parallel paths. This exhausts all possibilities and so completes the proof. \square

Remark. Let G be as in the previous lemma, but with the additional assumption that the core of G has at least four vertices. Suppose G is a graph of two parallel paths. If G has three pendant vertices, then there is at least one pair of pendant vertices that are such that their neighbors are adjacent. If G has four pendant vertices, then we may partition the pendant vertices into two such pairs.

Lemma 5.22. *Let G be a simple partial 2-tree with a distinguished vertex u that has precisely one pendant neighbor, say v . Then $M(G) = 2$ if and only if $G - v$ is a graph of two parallel paths and $G - \{u, v\}$ is either a graph of two parallel paths or a path.*

Proof. It is clear that if $G - v$ is a graph of two parallel paths and $G - \{u, v\}$ is either a graph of two parallel paths or a path, then $M(G) = 2$. If $M(G) = 2$ and G is a graph of two parallel paths, then the implication is trivial. If G is exceptional, then G is included in our table. It may be easily checked that the claim holds for each of these graphs. \square

Remark 5.23. *Our main result, Theorem 5.1, holds in fact over any infinite field. This has been explained in detail in the proof of Lemma 2.3, and to a lesser degree in the proof of Lemma 4.3. Many of our lemmas generalize in a straightforward way from \mathbb{R} to any infinite field (and sometimes to any field F).*

Appendix A

The purpose of the appendix is to prove Lemma 2.3. In fact, we prove a more general result, by replacing \mathbb{R} by any infinite field F . The proof given has an algebraic-combinatorial flavor.

We start with a few preliminaries. Let $S(F, G)$ denote the set of all $n \times n$ symmetric matrices with entries in F , and whose graph is G . We use E to denote the set of edges of the graph G . Let

$$\text{msr}(F, G) = \min \text{rank } A,$$

where A ranges over all matrices in $S(F, G)$. Let

$$\text{cork}(F, G) = n - \text{msr}(F, G).$$

Remark: We clearly have $\text{cork}(\mathbb{R}, G) = M(G)$.

Let H be any subgraph of G which is an hK_4 . We call the original vertices of K_4 , used to obtain H from K_4 by a sequence of edge subdivisions, *initial vertices*. All other vertices of H are called *intermediate vertices*.

The following well known result is used in the Appendix:

Observation A.1. *Let F be an infinite field and let $f \in F[t_1, t_2, \dots, t_n]$. Then there exist $a_1, a_2, \dots, a_n \in F^*$ such that $f(a_1, a_2, \dots, a_n) \in F^*$.*

The following discussion plays an important role in the proof of the main result of the Appendix.

Let l be an integer such that $3 \leq l \leq n - 1$. Let G' be the induced subgraph on $\{l + 1, l + 2, \dots, n\}$. Let B be an $(n - l) \times (n - l)$ symmetric matrix defined as follows: its rows and columns are labeled from $l + 1$ to n ; its main diagonal entries are all zero. For $i, j \in \{l + 1, l + 2, \dots, n\}, i < j$, we let $b_{ji} = b_{ij} = 0$ if $ij \notin E$ and we let b_{ij} be an indeterminate if $ij \in E$ (and let $b_{ji} = b_{ij}$). So, for example, if $l + 1, l + 2 \in E$ then the entry in the first row and second column of B is $b_{l+1, l+2}$. We let \underline{b} denote the set of all indeterminates in B_{22} .

Let

$$A_{22} = I - \mu B_{22},$$

where μ is an indeterminate. Let $A_{12} = (a_{ij})$, $i = 1, 2, \dots, l$ $j = l + 1, l + 2, \dots, n$ be such that the ij -th entry is 0 if $ij \notin E$ and an indeterminate a_{ij} if $ij \in E$.

Let R be the polynomial ring consisting of all polynomials in the indeterminates that appear in A_{12} and A_{22} , and with coefficients in F . Let K be the quotient field of R . Let

$$d = d(\mu, \underline{b}) = \det A_{22},$$

$$W = W(\mu, \underline{b}) = \text{adj} A_{22},$$

and

$$Z = Z(\mu, \underline{b}) = A_{22}^{-1}.$$

Note that $d \in K^*$, because the constant term in its expansion is 1. Hence A_{22} is an invertible element of $K^{n-l, n-l}$, so Z exists and we have

$$W = dZ \in K^{n-l, n-l}.$$

Remark: As for B_{22} , the rows and columns of A_{22}, W and Z are labeled $l+1$ to n .

Define

$$C = A_{12}A_{22}^{-1}A_{12}^t = A_{12}ZA_{12}^t \in K^{l, l},$$

and let q be a positive integer, to be determined later. We have

$$(I - \mu B_{22})(I + \mu B_{22} + \mu^2 B_{22}^2 + \cdots + \mu^q B_{22}^q) = I - \mu^{q+1} B_{22}^{q+1},$$

hence

$$I + \mu B_{22} + \mu^2 B_{22}^2 + \cdots + \mu^q B_{22}^q = Z - \mu^{q+1} Z B_{22}^{q+1}.$$

Since $Z = d^{-1}W$, we get

$$Z = d^{-1}[d(I + \mu B_{22} + \mu^2 B_{22}^2 + \cdots + \mu^q B_{22}^q) + \mu^{q+1} W B_{22}^{q+1}], \quad (\text{A.1})$$

and

$$W = d(I + \mu B_{22} + \mu^2 B_{22}^2 + \cdots + \mu^q B_{22}^q) + \mu^{q+1} W B_{22}^{q+1}. \quad (\text{A.2})$$

Lemma A.2. *Let $i, j \in \{1, 2, \dots, l\}$ with $i \neq j$. Suppose that there exists a path in G $ii_1, i_1 i_2, \dots, i_r i_{r+1}, i_{r+1} j$ such that $i_1, i_2, \dots, i_r, i_{r+1} \notin \{1, 2, \dots, l\}$. Then $c_{ij} \in K^*$.*

Proof. We show first that $z_{i_1, i_{r+1}} \neq 0$. It suffices to show $w_{i_1, i_{r+1}} \neq 0$. Indeed, in computing $w_{i_1, i_{r+1}}$ the expression $\mu^r \prod_{k=1}^r b_{i_k, i_{k+1}}$ appears as one of the summands of $(\mu^r B_{22}^r)_{i_1, i_{r+1}}$. This term cannot appear in any matrix that comes after $\mu^r B_{22}^r$ in (A.2) (we assume q large enough, say $q > n - l$). It cannot come from preceding matrices either. Indeed, if it would, some contribution $\neq 1$ must come from d . But in every summand $\neq 1$ in the expression of d the indeterminates from \underline{b} that appear are a disjoint union of several cycles, at least one not the identity, and this is impossible here. We notice now that one of the terms in dc_{ij} is $a_{i, i_1} a_{i_{r+1}, j} \mu^r \prod_{k=1}^r b_{i_k, i_{k+1}}$, and it cannot be canceled. Hence $dc_{ij} \in K^*$, implying that $c_{ij} \in K^*$. \square

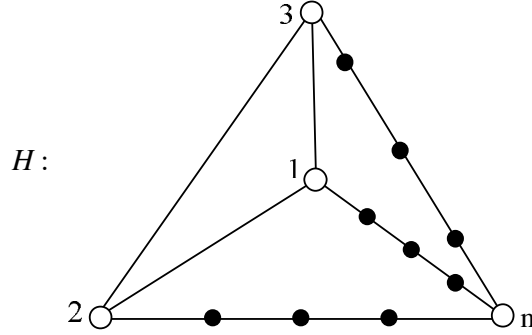
The main result of the appendix is:

Lemma A.3. *Let F be an infinite field and let G be a graph on $n \geq 4$ vertices, which is not a partial 2-tree. Then*

$$\text{cork}(F, G) \geq 3,$$

Proof. By Lemma 2.2 G contains (as a subgraph) an hK_4 , which is denoted by H , and its initial vertices are denoted by $1, 2, 3, n$. We distinguish four cases :

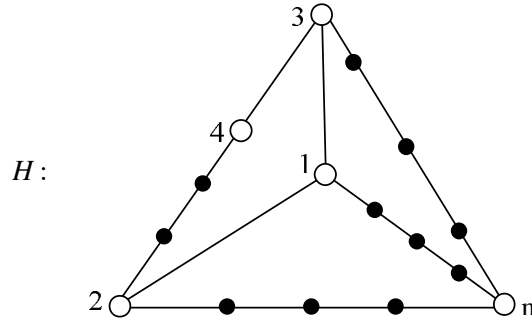
Case 1: There are three initial vertices, say $1, 2, 3$, such that the three paths in H contain no intermediate vertices.



Remark: Here, and in subsequent figures, \bullet denotes a vertex that might or might not be present in H .

We apply Lemma A.2 with $l = 3$. Since F is infinite we can clearly assign nonzero values to all indeterminates in K so that all off-diagonal entries of $C = A_{12}A_{22}^{-1}A_{12}^t$ are nonzero. Then the matrix $\begin{bmatrix} C & A_{12} \\ A_{12}^t & A_{22} \end{bmatrix}$ is in $S(F, G)$ and has rank $n - 3$.

Case 2: There are three initial vertices, say $1, 2, 3$, such that exactly one of the three corresponding paths in H contains an intermediate vertex.



We assume that 3 and 4 are adjacent, but 2 and 4 don't have to be adjacent.

If $24 \in E$ we may assume it is also an edge of H , for if it isn't, we replace the path from 2 to 4 in H by the edge 24 . Given $i, j \in \{1, 2, 3, 4\}$ such that $i \neq j$, we say there is an *external path* from i to j in G if there is a (simple) path from i to j , which is not an edge, and such that no intermediate vertices of this path belong to $\{1, 2, 3, 4\}$. In our case there are external paths from 1 to 2; from 1 to 3; from 2 to 3; from 2 to 4 if they are not adjacent.

We want to use Lemma A.2 with $l = 4$. Let

$$A_{11} = A[1, 2, 3, 4] = \begin{bmatrix} ? & ? & ? & a_{14} \\ ? & ? & 0 & a_{24} \\ ? & 0 & ? & ? \\ a_{14} & a_{24} & ? & ? \end{bmatrix},$$

where we use the following notation: '?' means an indeterminate (which is NOT one of those that appear in the definition of K); $a_{14} = 0$ if $14 \notin E$, and is chosen in F^* if $14 \in E$; put $a_{24} = 0$ if $24 \notin E$ and a '?' if $24 \in E$.

Remark: We have $a_{23} = 0$ because we may assume $23 \notin E$ (or else apply case 1).

We assign nonzero values to all indeterminates in K so that A_{22} is nonsingular and every $c_{ij} \in K^*$ becomes an element of F^* . Now, the Schur complement with respect to A_{22} is

$$A_{11} - C = A_{11} - A_{12}A_{22}^{-1}A_{12}^t.$$

Also, if $a_{24} = ?$, we choose it so that the element in the 2, 4 position of $A_{11} - C$ is nonzero. So $A_{11} - C$ has the form:

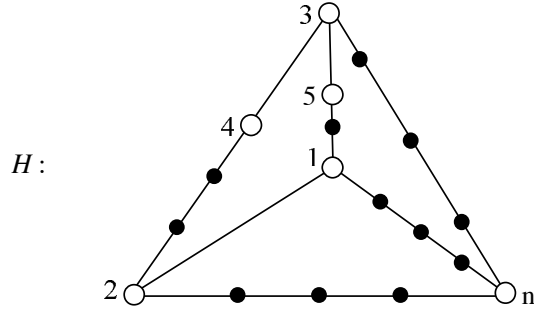
$$\begin{bmatrix} ? & ? & ? & \tilde{a}_{14} \\ ? & ? & \tilde{a}_{23} & \tilde{a}_{24} \\ ? & \tilde{a}_{23} & ? & ? \\ \tilde{a}_{14} & \tilde{a}_{24} & ? & ? \end{bmatrix},$$

where we know $\tilde{a}_{23}, \tilde{a}_{24} \in F^*$. Now let $x^t = (\frac{\tilde{a}_{14}}{\tilde{a}_{24}}, 1, \tilde{a}_{23}, \tilde{a}_{24})$. Then

$$xx^t = \begin{bmatrix} \frac{\tilde{a}_{14}^2}{\tilde{a}_{24}^2} & \frac{\tilde{a}_{14}}{\tilde{a}_{24}} & \frac{\tilde{a}_{14}\tilde{a}_{23}}{\tilde{a}_{24}} & \tilde{a}_{14} \\ \frac{\tilde{a}_{14}}{\tilde{a}_{24}} & 1 & \tilde{a}_{23} & \tilde{a}_{24} \\ \frac{\tilde{a}_{14}\tilde{a}_{23}}{\tilde{a}_{24}} & \tilde{a}_{23} & \tilde{a}_{23}^2 & \tilde{a}_{23}\tilde{a}_{24} \\ \tilde{a}_{14} & \tilde{a}_{24} & \tilde{a}_{23}\tilde{a}_{24} & \tilde{a}_{24}^2 \end{bmatrix},$$

and it has the desired form. So we can choose $A \in S(F, G)$ with $\text{rank} A = n - 4 + 1 = n - 3$.

Case 3: There are three initial vertices, say 1, 2, 3, such that exactly two of the three corresponding paths in H contain an intermediate vertex.



Here we assume that $34 \in E, 35 \in E$ but 24 and 15 don't have to be edges of G . As in Case 2, if $24 \in E$ we may assume it is an edge of H . A similar statement for 15. We use the notion external path as in the previous case, so, for example, there is an external path from 1 to 2. If $24 \notin E$, there is an external path from 2 to 4.

We want to use Lemma A.2 with $l = 5$. Let

$$A_{11} = A[1, 2, 3, 4, 5] = \begin{bmatrix} ? & ? & 0 & a_{14} & a_{15} \\ ? & ? & 0 & a_{24} & a_{25} \\ 0 & 0 & ? & ? & ? \\ a_{14} & a_{24} & ? & ? & a_{45} \\ a_{15} & a_{25} & ? & a_{45} & ? \end{bmatrix},$$

where '?' is used as before; $a_{14} = 0$ if $14 \notin E$ and $a_{14} \in F^*$ if $14 \in E$; put $a_{15} = 0$ if $15 \notin E$ and a '?' if $15 \in E$; put $a_{24} = 0$ if $24 \notin E$ and a '?' if $24 \in E$; $a_{25} = 0$ if $25 \notin E$ and $a_{25} \in F^*$ if $25 \in E$; $a_{45} = 0$ if $45 \notin E$ and $a_{45} \in F^*$ if $45 \in E$. Note that we may assume $13 \notin E$ and $23 \notin E$, or else we can apply a previous case. Assign nonzero values to all indeterminates in K so that A_{22} is invertible and every $c_{ij} \in K^*$ becomes an element of F^* . Now, the Schur complement with respect to A_{22} is

$$A_{11} - C = A_{11} - A_{12}A_{22}^{-1}A_{12}^t.$$

Also, if $a_{15} = ?$ (resp. $a_{24} = ?$), we assign it a value so that 1, 5 entry (resp. 2, 4 entry) of the Schur complement is nonzero. Hence, $A_{11} - C$ has the form:

$$\begin{bmatrix} ? & ? & \tilde{a}_{13} & \tilde{a}_{14} & \tilde{a}_{15} \\ ? & ? & \tilde{a}_{23} & \tilde{a}_{24} & \tilde{a}_{25} \\ \tilde{a}_{13} & \tilde{a}_{23} & ? & ? & ? \\ \tilde{a}_{14} & \tilde{a}_{24} & ? & ? & \tilde{a}_{45} \\ \tilde{a}_{15} & \tilde{a}_{25} & ? & \tilde{a}_{45} & ? \end{bmatrix},$$

where $\tilde{a}_{13}, \tilde{a}_{23}, \tilde{a}_{15}, \tilde{a}_{24} \in F^*$. One needs to assign values to the indeterminates so that $A_{11} - C$ has rank two.

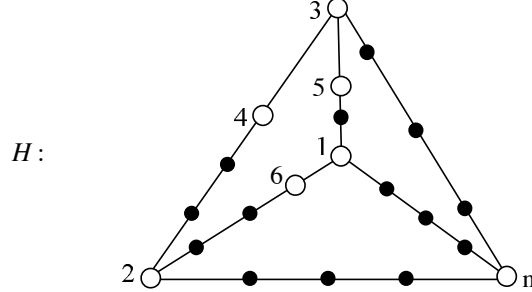
The 2×2 principal submatrix in the top left corner is arbitrary, so we can assume it is invertible and its inverse is also an arbitrary invertible matrix. Denote it by $\begin{bmatrix} u & v \\ v & w \end{bmatrix}$. Let B denote its Schur complement. We need $B = 0$. Because of the form of $(A_{11} - C)[3, 4, 5]$

, we get effectively only one equation, namely:

$$0 = b_{23} = \tilde{a}_{45} - [\tilde{a}_{14} \ \tilde{a}_{24}] \begin{bmatrix} u & v \\ v & w \end{bmatrix} \begin{bmatrix} \tilde{a}_{15} \\ \tilde{a}_{25} \end{bmatrix} = \tilde{a}_{45} - \tilde{a}_{14}\tilde{a}_{15}u - (\tilde{a}_{14}\tilde{a}_{25} + \tilde{a}_{15}\tilde{a}_{24})v - \tilde{a}_{24}\tilde{a}_{25}w .$$

Suppose first that $\tilde{a}_{14}\tilde{a}_{25} + \tilde{a}_{15}\tilde{a}_{24} \neq 0$. If $\tilde{a}_{45} \neq 0$ we have a solution with $u = w = 0$ and $v \neq 0$. So suppose $\tilde{a}_{45} = 0$. If $\tilde{a}_{14} = \tilde{a}_{25} = 0$ we have a solution with $v = 0$, and $u \neq 0, w \neq 0$. If exactly one of $\tilde{a}_{14}, \tilde{a}_{25}$ is zero, we have a solution with $v \neq 0$ and exactly one of u, w is zero. So we may assume now $\tilde{a}_{14}\tilde{a}_{25} + \tilde{a}_{15}\tilde{a}_{24} = 0$, implying $\tilde{a}_{14}\tilde{a}_{25} = -\tilde{a}_{15}\tilde{a}_{24} \neq 0$. It is clear that we can find $u, v, w \in F$ such that $\begin{bmatrix} u & v \\ v & w \end{bmatrix}$ is invertible. We conclude that there exists $A \in S(F, G)$ with $\text{rank} A = n - 5 + 2 = n - 3$.

Case 4: The remaining case to consider is of the form:



where $34 \in E, 35 \in E, 16 \in E$, while $24, 26$ and 15 don't have to be edges. As in previous cases, if any of $24, 26$ and 15 are in E we may assume that they are in H . The discussion is similar to the previous cases and leads to

$$A_{11} - C = \begin{bmatrix} ? & \tilde{a}_{12} & \tilde{a}_{13} & \tilde{a}_{14} & \tilde{a}_{15} & ? \\ \tilde{a}_{12} & ? & \tilde{a}_{23} & \tilde{a}_{24} & \tilde{a}_{25} & \tilde{a}_{26} \\ \tilde{a}_{13} & \tilde{a}_{23} & ? & ? & ? & \tilde{a}_{36} \\ \tilde{a}_{14} & \tilde{a}_{24} & ? & ? & \tilde{a}_{45} & \tilde{a}_{46} \\ \tilde{a}_{15} & \tilde{a}_{25} & ? & \tilde{a}_{45} & ? & \tilde{a}_{56} \\ ? & \tilde{a}_{26} & \tilde{a}_{36} & \tilde{a}_{46} & \tilde{a}_{56} & ? \end{bmatrix},$$

where $\tilde{a}_{12}, \tilde{a}_{13}, \tilde{a}_{15}, \tilde{a}_{23}, \tilde{a}_{24}, \tilde{a}_{26} \in F^*$. One needs to assign values to the indeterminates so that $A_{11} - C$ has rank 3. We compute the Schur complement B with respect to the 3×3 principal submatrix of $A_{11} - C$ based on rows 1, 2, 6. We write this principal submatrix as

$$G = \begin{bmatrix} x & \tilde{a}_{12} & u \\ \tilde{a}_{12} & y & \tilde{a}_{26} \\ u & \tilde{a}_{26} & z \end{bmatrix},$$

where x, y, u, z are indeterminates. So

$$B = \begin{bmatrix} ? & ? & ? \\ ? & ? & \tilde{a}_{45} \\ ? & \tilde{a}_{45} & ? \end{bmatrix} - \begin{bmatrix} \tilde{a}_{13} & \tilde{a}_{23} & \tilde{a}_{36} \\ \tilde{a}_{14} & \tilde{a}_{24} & \tilde{a}_{46} \\ \tilde{a}_{15} & \tilde{a}_{25} & \tilde{a}_{56} \end{bmatrix} G^{-1} \begin{bmatrix} \tilde{a}_{13} & \tilde{a}_{14} & \tilde{a}_{15} \\ \tilde{a}_{23} & \tilde{a}_{24} & \tilde{a}_{25} \\ \tilde{a}_{36} & \tilde{a}_{46} & \tilde{a}_{56} \end{bmatrix} = 0.$$

Because of the special form of the first (matrix) summand, this leads to just one scalar equation, namely,

$$\tilde{a}_{45} - \begin{bmatrix} \tilde{a}_{14} & \tilde{a}_{24} & \tilde{a}_{46} \end{bmatrix} G^{-1} \begin{bmatrix} \tilde{a}_{15} \\ \tilde{a}_{25} \\ \tilde{a}_{56} \end{bmatrix} = 0.$$

This is equivalent to : G is invertible and

$$\tilde{a}_{45} \det G - \begin{bmatrix} \tilde{a}_{14} & \tilde{a}_{24} & \tilde{a}_{46} \end{bmatrix} \operatorname{adj} G \begin{bmatrix} \tilde{a}_{15} \\ \tilde{a}_{25} \\ \tilde{a}_{56} \end{bmatrix} = 0. \quad (\text{A.3})$$

We have

$$\operatorname{adj} G = \begin{bmatrix} yz - \tilde{a}_{26}^2 & \tilde{a}_{26}u - \tilde{a}_{12}z & \tilde{a}_{12}\tilde{a}_{26} - uy \\ \tilde{a}_{26}u - \tilde{a}_{12}z & xz - u^2 & \tilde{a}_{12}u - \tilde{a}_{26}x \\ \tilde{a}_{12}\tilde{a}_{26} - uy & \tilde{a}_{12}u - \tilde{a}_{26}x & xy - \tilde{a}_{12}^2 \end{bmatrix}.$$

We consider the left hand side of (A.3) as a linear function of x , with coefficients in $F[y, z, u]$. Denote by $\psi(y, z)$ and $-\varphi(y, z, u)$, respectively, the coefficient of x and the free coefficient. Then

$$\psi(y, z) = \tilde{a}_{45}(yz - \tilde{a}_{26}^2) - \tilde{a}_{24}\tilde{a}_{25}z - \tilde{a}_{46}\tilde{a}_{56}y + \tilde{a}_{26}(\tilde{a}_{24}\tilde{a}_{56} + \tilde{a}_{46}\tilde{a}_{25}).$$

Suppose first that $\psi(y, z) = 0$. This implies $\tilde{a}_{45} = \tilde{a}_{25} = \tilde{a}_{56} = 0$, and hence the constant coefficient in the right hand side of (A.3) is

$$-\tilde{a}_{14}\tilde{a}_{15}(yz - \tilde{a}_{26}^2) - \tilde{a}_{24}\tilde{a}_{15}(\tilde{a}_{26}u - \tilde{a}_{12}z) - \tilde{a}_{46}\tilde{a}_{15}(\tilde{a}_{12}\tilde{a}_{26} - uy).$$

The coefficient of u in this expression is $-\tilde{a}_{15}\tilde{a}_{24}\tilde{a}_{26} + \tilde{a}_{15}\tilde{a}_{46}y$. We choose y and z in F so that this coefficient of u is nonzero and $yz - \tilde{a}_{26}^2 \neq 0$. We can determine u so that (A.3) is satisfied, and then we determine x so that $\det G \neq 0$.

We assume now that $\psi(y, z) \neq 0$. We let $x = \frac{\varphi(y, z, u)}{\psi(y, z)}$, so any choice of y, z, u in F such that $\psi(y, z) \neq 0$ will yield a solution of (A.3). We have to make a choice such that $\det G \neq 0$. We have

$$\det G = \frac{(yz - \tilde{a}_{26}^2)\varphi(y, z, u)}{\psi(y, z)} + 2\tilde{a}_{12}\tilde{a}_{26}u - u^2y - \tilde{a}_{12}^2z.$$

Let

$$p(y, z, u) = (yz - \tilde{a}_{26}^2)\varphi(y, z, u) + (2\tilde{a}_{12}\tilde{a}_{26}u - u^2y - \tilde{a}_{12}^2z)\psi(y, z). \quad (\text{A.4})$$

If $\tilde{a}_{25} \neq 0$ the coefficient of uz in $p(y, z, u)$ is $-2\tilde{a}_{12}\tilde{a}_{26}\tilde{a}_{24}\tilde{a}_{25} \neq 0$, so $p(y, z, u) \neq 0$. Hence we may assume $\tilde{a}_{25} = 0$. If $\tilde{a}_{45} \neq 0$ then the coefficient of u^2y^2z in $p(y, z, u)$ is \tilde{a}_{45} , so $p(y, z, u) \neq 0$. Hence we may assume $\tilde{a}_{45} = 0$. Since $\psi(y, z) \neq 0$ we must have $\tilde{a}_{56} \neq 0$, implying that the coefficient of u^2y in $p(y, z, u)$ is $-\tilde{a}_{24}\tilde{a}_{26}\tilde{a}_{56} \neq 0$, so $p(y, z, u) \neq 0$. It follows that x, y, z, u can be chosen so that G is invertible and (A.3) holds, so $B = 0$ \square

Appendix B

Exceptional Graphs

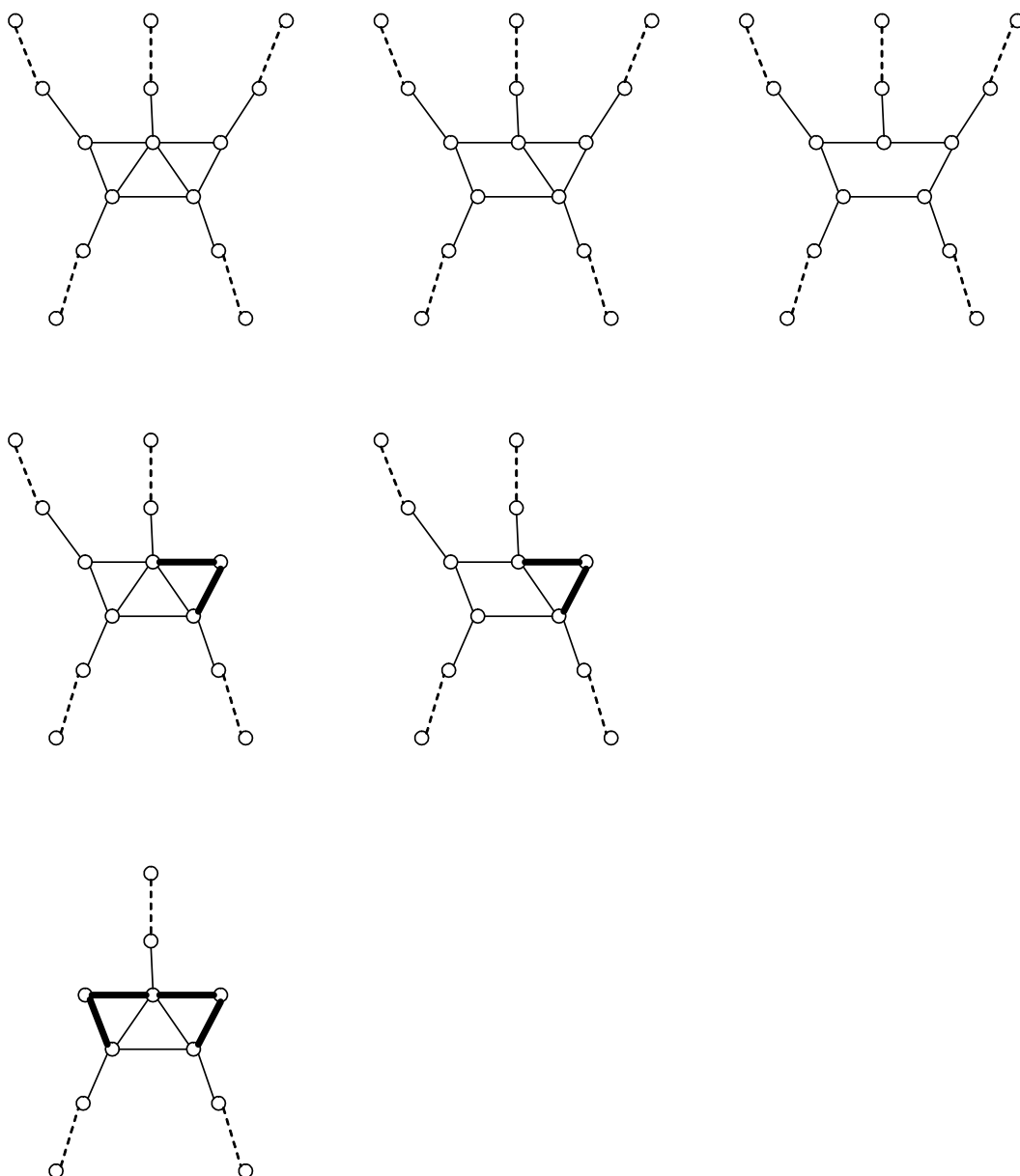


Table B1

References

- [1] F. Barioli, S. Fallat and L. Hogben, Computaion of minimal rank and path cover number for certain graphs, *Linear Algebra Appl.*, **392** (2004), 289–303.
- [2] A. Bento and A. Leal Duarte, On Fiedler’s Characterization of Tridiagonal Matrices over Arbitrary Fields, *Linear Algebra Appl.*, **401** (2005), 467–481.
- [3] A. Brandstädt, V. B. Le, and J. P. Spinrad, *Graph Classes: A Survey*, SIAM Monographs on Discrete Mathematics and Applications, Philadelphia, 1999.
- [4] M. Fiedler, A Characterization of Tridiagonal Matrices, *Linear Algebra Appl.*, **2** (1969), 191–197.
- [5] H. van der Holst, Graphs whose positive semi-definite matrices have nullity at most two, *Linear Algebra Appl.*, bf 375 (2003), 1–11.
- [6] R. Horn and C. R. Johnson, *Matrix Analysis*, Cambridge University Press, New York, 1990.
- [7] R. Horn and C. R. Johnson, *Topics in Matrix Analysis*, Cambridge University Press, New York, 1991.
- [8] C. R. Johnson and A. Leal Duarte, The Maximum Multiplicity of an Eigenvalue in a Matrix Whose Graph is a Tree, *Linear and Multilinear Algebra*, **46** (1999), 139–144.
- [9] J. A. Wald and C. J. Colbourn, *Steiner trees, partial 2-trees, and minimum IFI networks*, *Networks*, **13** (1983), 159–167.