

TRIANGULATED RIEMANN SURFACES WITH BOUNDARY AND THE WEIL-PETERSSON POISSON STRUCTURE

GABRIELE MONDELLO

ABSTRACT. Given a Riemann surface with boundary S , the lengths of a maximal system of disjoint simple geodesic arcs on S that start and end at ∂S perpendicularly are coordinates on the Teichmüller space $\mathcal{T}(S)$. We compute the Weil-Petersson Poisson structure on $\mathcal{T}(S)$ in this system of coordinates and we prove that it limits pointwise to the piecewise-linear Poisson structure defined by Kontsevich on the arc complex of S . As a byproduct of the proof, we obtain a formula for the first-order variation of the distance between two closed geodesic under Fenchel-Nielsen deformation.

INTRODUCTION

The Teichmüller space $\mathcal{T}(S)$ of a Riemann surface S with punctures is endowed with a Kähler metric, first defined by Weil using Petersson's pairing of modular forms. By the work of Wolpert ([Wol81], [Wol82] and [Wol85]), the Weil-Petersson Kähler form ω_{WP} can be neatly rewritten using Fenchel-Nielsen coordinates.

Algebraic geometers became interested in Weil-Petersson volumes of the moduli space of curves $\mathcal{M}(S) = \mathcal{T}(S)/\Gamma(S)$ since Wolpert [Wol83a] showed that the class of ω_{WP} is proportional to the tautological class κ_1 , previously defined by Mumford [Mum83] in the algebro-geometric setting and then by Morita [Mor84] in the topological setting. The reason for this interest relies on the empirical fact that many problems in enumerative geometry of algebraic curves can be reduced to the intersection theory of the so-called tautological classes (namely, ψ and κ) on the moduli space of curves.

A major breakthrough in the 1980s and early 1990s was the discovery (due to Harer, Mumford, Penner and Thurston) of a cellularization of the moduli space of punctured Riemann surfaces, whose cells are indexed by ribbon graphs (also called fatgraph), that is finite graphs together with the datum of a cyclic order of the half-edges incident at each vertex. To spell it better, if S is an n -punctured Riemann surface (that is, if $S = \bar{S} \setminus \{x_1, \dots, x_n\}$ with \bar{S} compact) with $\chi(S) < 0$, then there is a homeomorphism between $\mathcal{M}(S) \times \mathbb{R}_+^n$ and the piecewise-linear space $\mathcal{M}^{comb}(S)$ of metrized ribbon graphs whose fattening is homeomorphic to S .

By means of this cellularization, many problems could be attacked using simplicial methods (for instance, the orbifold Euler characteristic of \mathcal{M} [HZ86] [Pen88] and the virtual homological dimension of the mapping class group Γ [Har86]). A major success was also Kontsevich's proof [Kon92] of Witten's conjecture [Wit91], which says that the generating series of the intersection numbers of the ψ classes on \mathcal{M} satisfies the KdV hierarchy of partial differential equations. One of the key steps in Kontsevich's proof was

to explicitly rewrite the ψ classes on each cell of \mathcal{M}^{comb} in terms of the affine coordinates, i.e. the lengths of the edges of the graph indexing the cell.

A different approach to Witten's conjecture was developed by Mirzakhani [Mir07], by noticing that the intersection numbers appearing in the generating series can be better understood as Weil-Petersson volumes of the moduli space of Riemann surfaces with boundaries of fixed lengths. Generalizing a remarkable identity of McShane [McS98] involving lengths of simple closed geodesics, she was able to unfold the integral over \mathcal{M} to an integral over the space of couples (Σ, γ) , where Σ is a Riemann surface and $\gamma \subset \Sigma$ is a simple closed geodesic, and then to relate this space to the moduli spaces of Riemann surfaces homeomorphic to $\Sigma \setminus \gamma$. The recursions she obtains are known as Virasoro equations and (together with string and dilaton equation) are equivalent to the KdV hierarchy.

In Mirzakhani's approach, Riemann surfaces with boundary play a key role as the recursion is really built on the process of cutting a surface along a simple closed geodesic.

Back to the cellularization, there is not just one way to attach a metrized ribbon graph to a Riemann surface. A first way is due to Harer-Mumford-Thurston (and is described in [Har86] and [Kon92]) and uses existence and uniqueness of quadratic differentials with closed orbits on S and double poles of prescribed quadratic residues at the punctures (see [Str84]). Another way to rephrase it is the following: given a Riemann surface S with punctures x_1, \dots, x_n and positive numbers p_1, \dots, p_n , there exists a unique way to give a metric g (with conical singularities) to the surface in its conformal class and to dissect S into polygons P_i , such that each P_i is isometric to a semi-infinite flat cylinder of circumference p_i with x_i at infinity. The boundaries of the polygons describe a ribbon graph G embedded in S and the lengths of the sides of the polygons provide local affine coordinates for the cells indexed by the isomorphism type of G (as unmetrized ribbon graph).

Now, we are going to describe a second way to produce a ribbon graph out of a punctured surface, which uses hyperbolic geometry and which is due to Penner [Pen87] (see also [BE88], or [ACGH] for a detailed explanation).

The uniformization theorem endows every compact or punctured Riemann surface S with $\chi(S) < 0$ with a hyperbolic metric of finite volume, so that its punctures correspond to cusps. In this case, a decoration of a punctured Riemann surface S is a choice of a horoball B_i at each puncture x_i . If the radii p_i of the horoballs are sufficiently small, then the B_i 's are all disjoint and we can consider the spine of the truncated surface $S \setminus \bigcup_i B_i$, that is the locus of points whose distance from the boundary $\bigcup_i \partial B_i$ is realized by at least two paths. The ribbon graph is given by this spine, which is a one-dimensional CW-complex embedded in the surface with geodesic edges. Mimicking what done with quadratic differentials, one could choose the lengths of the edges of the spine as local coordinates. This choice works well for a topological treatment, but for geometric purposes there are more useful options.

A first interesting system of coordinates on $\mathcal{T}(S) \times \mathbb{R}_+^n$ (essentially defined by Penner) is given by the lengths $\tilde{a}_i = \ell(\alpha_i)$ of a maximal system of disjoint geodesic arcs $\{\alpha_i\}$ that join couples of horocycles and meet them perpendicularly. Beside its naturality, the interest for these coordinates is also due to the following.

Theorem 0.1 ([Pen92]). *Let $\{\alpha_i\}$ be a maximal system of disjoint arcs in the decorated surface $(\Sigma, p_1, \dots, p_n) \in \mathcal{T}(S) \times \mathbb{R}_+^n$. The Weil-Petersson form ω on $\mathcal{T}(S)$ pulls back on*

$\mathcal{T}(S) \times \mathbb{R}_+^n$ to

$$-\frac{1}{2} \sum_{t \in T} (d\tilde{a}_i \wedge d\tilde{a}_j + d\tilde{a}_j \wedge d\tilde{a}_k + d\tilde{a}_k \wedge d\tilde{a}_i)$$

where T is the set of ideal triangles in $S \setminus \bigcup_i \alpha_i$ and $(\alpha_i, \alpha_j, \alpha_k)$ are the arcs bounding t , in the cyclic order compatible with the orientation of t .

On top-dimensional cells of $\mathcal{M}^{comb}(S)$, the system of arcs dual to the spine is maximal and so the theorem above expresses the restriction of the Weil-Petersson form ω to maximal cells. This would be enough to integrate all over $\mathcal{M}^{comb}(S)$ if we knew how to describe top-dimensional cells in the \tilde{a}_i 's.

On the other hand, cells can be easily described in a second remarkable system of coordinates. Penner's simplicial coordinates associated to the spine are the lengths of the horocyclic segments that are projections of edges of the spine. In these coordinates, cells look like straight simplices but the lengths of the dual arcs cannot be easily expressed as functions of their simplicial coordinates.

To compute intersection numbers on a compactification of \mathcal{M} , Kontsevich [Kon92] integrates over simplices of maximal dimension in \mathcal{M}^{comb} , even though he used Harer-Mumford-Thurston's construction to produce the ribbon graph and the lengths of the edges as local affine coordinates.

Clearly, these systems of coordinates are very different, but the integration schemes in [Pen92] and [Kon92] for volumes of \mathcal{M} are the same as described above. In fact, one can notice that the "symplectic form" $\Omega = \sum p_i^2 \psi_i$ used by Kontsevich represents the normalized limit as (p_1, \dots, p_n) diverges of the Weil-Petersson form ω on the moduli space $\mathcal{M}(S)(p_1, \dots, p_n)$ of hyperbolic surfaces with i -th boundary of length p_i . Thus, Kontsevich also computed suitably normalized Weil-Petersson volumes. On the other hand, decorated surfaces can be thought of as Riemann surfaces with infinitesimal boundaries.

In this paper, we define a natural Poisson structure η on the Teichmüller space of Riemann surfaces with boundary. Results of Wolpert [Wol83b] and Goldman [Gol84] imply that the associated bivector field on $\mathcal{T}(S)$ has the form

$$(*) \quad \eta_S = - \sum_i \frac{\partial}{\partial \ell_i} \wedge \frac{\partial}{\partial \tau_i}$$

where the sum ranges over a maximal system of disjoint simple closed curves, that are not boundary components. The symplectic leaves of this Poisson structure are the loci $\mathcal{T}(S)(p_1, \dots, p_n)$ of surfaces with fixed boundary lengths p_1, \dots, p_n , endowed with the Weil-Petersson symplectic structure.

Given a hyperbolic surface with geodesic boundary S , we can immediately take its spine and so produce a ribbon graph with no need of decorations. Extending Penner's arguments, Ushijima [Ush99] proved that, given a maximal arc system $\{\alpha_i\}$ on S , the lengths $a_i = \ell(\alpha_i)$ are coordinates on $\mathcal{T}(S)$ (and one can check that the a_i 's limit to the \tilde{a}_i 's when the perimeters go to zero); whereas Luo [Luo06] showed that the lengths of the projections of the edges of the spine to ∂S (which we will call "widths") are also coordinates, which in fact specialize to simplicial coordinates for infinitesimal perimeters.

Our goal is to rewrite the Weil-Petersson Poisson structure η in terms of the a_i 's. Our main result is the following.

Theorem. *Let S be a compact hyperbolic surface with boundary components \mathcal{C} and no cusps and let $\underline{\alpha} = \{\alpha_1, \dots, \alpha_{6g-6+3n}\}$ be a maximal system of arcs of S that meet ∂S perpendicularly. The Weil-Petersson Poisson structure on $\mathcal{T}(S)$ can be written as*

$$\eta_S = \frac{1}{4} \sum_{C \in \mathcal{C}} \sum_{\substack{x_i \in \alpha_i \cap C \\ x_j \in \alpha_j \cap C}} \frac{\sinh(p_C/2 - d_C(x_i, x_j))}{\sinh(p_C/2)} \frac{\partial}{\partial a_i} \wedge \frac{\partial}{\partial a_j}$$

where $p_C = \ell(C)$ and $d_C(x_i, x_j)$ is the length of geodesic arc running from x_i to x_j along C in the positive direction.

The proof of the theorem above relies on the formula (*) and on the understanding of how the distance between two geodesics vary (at first order), when we perform a Fenchel-Nielsen deformation. Let us recall that the (left) Fenchel-Nielsen deformation $\text{Tw}_{t\xi}$ along a simple geodesic ξ of S is obtained by cutting S along ξ , letting the left component slide forward of t and then reglueing the left with the right part. We call $\partial/\partial\tau_\xi$ its associated vector field on $\mathcal{T}(S)$.

The following result (which we state in a simplified version, for brevity) might be interesting on its own. It should be compared to Theorem 3.4 of [Wol83b].

Theorem. *Let δ be a simple geodesic arc running from $y_1 \in \gamma_1$ to $y_2 \in \gamma_2$ that realizes the distance between γ_1 and γ_2 in its homotopy class. Assume that ξ is not homotopic to δ . Then*

$$\begin{aligned} \frac{\partial}{\partial\tau_\xi}(h) &= \frac{1}{2} \sum_{x_1 \in \xi \cap \gamma_1} \frac{\sinh(p_1/2 - d(y_1, x_1))}{\sinh(p_1/2)} \sin(\nu_{x_1}) + \\ &+ \frac{1}{2} \sum_{x_2 \in \xi \cap \gamma_2} \frac{\sinh(p_2/2 - d(y_2, x_2))}{\sinh(p_2/2)} \sin(\nu_{x_2}) \end{aligned}$$

where h is the length of δ , p_i is the length of γ_i , ν_i is the angle of intersection at x_i between ξ and γ_i and $d(y_i, x_i)$ is the length of the path along γ_i from y_i to x_i in the positive direction (i.e. starting with δ on its left).

As an easy corollary of our main theorem, we obtain that Kontsevich's piecewise-linear form Ω on $\mathcal{M}^{comb}(S)$ that represents the class $\sum_i p_i^2 \psi_i$ is the *pointwise limit* (under a suitable normalization) of twice the Weil-Petersson form $2\omega_{(p_1, \dots, p_n)}$ on $\mathcal{T}(S)(p_1, \dots, p_n)$ when $(p_1, \dots, p_n) \rightarrow +\infty$.

Quite recently, Carfora-Dappiaggi-Gili [CDG06] have found a different procedure to relate decorated hyperbolic surfaces, “decorated” flat surfaces with conical points and hyperbolic surfaces with geodesic boundary components. It would be interesting to understand how it relates to the constructions that we employ here.

Plan of the paper. Section 1 deals with preliminary results on Riemann surfaces S with boundary, the construction of the real double dS and intrinsic metrics. We recall the definition of Teichmüller space $\mathcal{T}(S)$ and Weil-Petersson form, and we establish a link

between the Poisson structure of $\mathcal{T}(dS)$ and that of $\mathcal{T}(S)$. We also recall the definition of arc complex of a surface with boundary.

In Section 2, we describe the construction of the spine and we illustrate the results of Ushijima and Luo, who define two different system of coordinates on $\mathcal{T}(S)$ using triangulations of S , and we show how to decompose $\mathcal{T}(S)$ into ideal cells in a $\Gamma(S)$ -equivariant way. We compare their theorems to previous results of Penner, who proved the analogous statements in the case of decorated Riemann surfaces, and we show that Ushijima and Luo's coordinates specialize to Penner's ones.

In Section 3, we review the Fenchel-Nielsen deformation and we use techniques of Wolpert to compute the first-order variation of the distance between two geodesics under Fenchel-Nielsen deformation.

In Section 4, we establish our main result and write the Weil-Petersson Poisson structure in the coordinates $\{a_i = \ell(\alpha_i)\}$ for every maximal system of arcs $\{\alpha_i\}$ on S , using Wolpert's formula and the result of Section 3. As a corollary, we deduce that Kontsevich's PL representative for Ω is the pointwise limit of the Weil-Petersson form, when the boundary components become infinitely large. We also check that our result agrees with Penner's computations for decorated surfaces.

Appendix A collects a few formulae of elementary hyperbolic trigonometry, that are used in the rest of the paper.

Acknowledgements. I would like to thank Enrico Arbarello, William Goldman, Curtis McMullen, Tomasz Mrowka, Robert Penner and Scott Wolpert for useful discussions. In particular, I thank Francesco Bonsante for suggesting me to use Wolpert's techniques in the proof of Theorem 3.3 and for many fruitful conversations.

1. RIEMANN SURFACES WITH BOUNDARY

1.1. Double of a surface with boundary. Consider a compact oriented surface S of genus g and disjoint subsets $C_1, \dots, C_n \subset S$ such that $\partial S \subseteq \bigcup_i C_i$ and each C_i is either a boundary component of S (with the induced orientation) or a point in the interior. We call *marked points* these special points and we will use the term *boundary* ∂S of S for the union $\bigcup_i C_i$ and *boundary component* for each C_i . We will also write \dot{S} for $S \setminus \{\text{marked points}\}$.

Call S^* the oriented surface obtained from S switching the orientation and similarly denote by C_1^*, \dots, C_n^* its boundary components. In general, for every point $x \in S$ call x^* the corresponding point in S^* .

The *double* of S is a the compact oriented surface (possibly with nodes) dS of arithmetic genus $2g + n - 1$ without boundary obtained from $S \sqcup S^*$ identifying $x \sim x^*$ for every $x \in \partial S$. Call $\iota : S \hookrightarrow dS$ and $\iota^* : S^* \hookrightarrow dS$ the natural inclusions.

The surface dS has a natural orientation-reversing involution σ which exchanges $\iota(S)$ with $\iota^*(S^*)$ and fixes $\iota(\partial S) = \iota^*(\partial S^*)$ pointwise.

Suppose now that dS has a complex structure J . We say that J is *compatible* with the involution σ if the homeomorphism $\sigma : dS \rightarrow dS$ is anti-holomorphic, or in other words $id : (dS, \sigma^* J) \xrightarrow{\sim} (dS, -J)$ is biholomorphic. This implies that $\iota(\partial S)$ is a totally real submanifold of (dS, J) . Conversely, an atlas of charts on S , which are holomorphic on $S^\circ := S \setminus \partial S$ and map the boundary of S to $\mathbb{R} \subset \mathbb{C}$ and the marked points to $0 \in \mathbb{C}$, is the restriction through ι of a complex structure on dS compatible with σ . In this case, we

will say that $(S, \iota^* J)$ is a *Riemann surface with boundary* and we will denote it just by S when the complex structure is understood.

A *morphism* between Riemann surfaces with boundary is a continuous application $S_1 \rightarrow S_2$ that maps ∂S_1 to ∂S_2 in a real-analytic way and that restricts to a holomorphic map $S_1^\circ \rightarrow S_2^\circ$ on the interior. Equivalently, it is the restriction of a holomorphic map between the doubles $dS_1 \rightarrow dS_2$ that commutes with the σ -involutions.

1.2. Metrics on a Riemann surface with boundary. We can associate two natural metrics to a Riemann surface S of genus g with $n > 0$ boundary components. Both of them are consequence of the uniformization theorem, which says that the universal cover of a Riemann surface is either the Riemann sphere \mathbb{CP}^1 , or the complex plane \mathbb{C} or the upper half-plane \mathbb{H} . The crucial fact is that \mathbb{C} and \mathbb{H} have complete Hermitean metrics of constant curvature (respectively, the flat metric $dz d\bar{z}$ and the hyperbolic metric $y^{-2} dz d\bar{z}$) that are preserved by analytic isomorphisms. Similarly, the Fubini-Study metric on \mathbb{CP}^1 is complete, of constant positive curvature and invariant under automorphisms that preserve the real line \mathbb{RP}^1 . We call these metrics *standard*.

Back to S , the first natural metric is defined considering S° as an open Riemann surface and looking at its universal cover \tilde{S}° , which is isomorphic to \mathbb{C} if $(g, n) = (0, 2)$ (or if $(g, n) = (0, 1)$ and the boundary consists of a cusp), and to \mathbb{H} otherwise. The covering map $\tilde{S}^\circ \rightarrow S^\circ$ determines a *holonomy* representation $\rho : \pi_1(S^\circ) \hookrightarrow \text{Aut}(\tilde{S}^\circ) = \text{Iso}(\tilde{S}^\circ)$, uniquely defined up to inner automorphisms of $\text{Aut}(\tilde{S}^\circ)$. The standard Hermitean metric on \tilde{S}° descends to a complete Hermitean metric on $\tilde{S}^\circ / \text{Im}(\rho) \cong S^\circ$, which evidently diverges on ∂S .

The second natural metric on S is obtained by restricting the standard metric on the double dS via the inclusion ι . The universal cover $\widetilde{dS_{sm}}$ of the smooth locus dS_{sm} of dS is isomorphic to \mathbb{CP}^1 if $(g, n) = (0, 1)$, to \mathbb{C} if $(g, n) = (0, 2)$ and to \mathbb{H} otherwise. In all cases, \tilde{S} inherits a complete Hermitean metric of constant curvature with totally geodesic boundary ∂S , which is called the *intrinsic metric*. It is uniquely determined by the isomorphism class of S , except in the case $(g, n) = (0, 2)$, when it is defined up to a positive multiple. If $\chi(S^\circ) < 0$, then the intrinsic metric acquires cusps at the marked points.

1.3. The Teichmüller space. Let S be a compact oriented surface of genus g with boundary components C_1, \dots, C_n . An *S-marking* of Σ is a smooth map $f : S \rightarrow \Sigma$ that may contract boundary components to cusps such that $f_{int} : S^\circ \rightarrow \Sigma^\circ$ is an orientation-preserving diffeomorphism.

The *Teichmüller space* of S is the space $\mathcal{T}(S)$ of complex structures on S up to isotopy. In other words, it is the space of equivalence class of S -marked Riemann surfaces

$$\mathcal{T}(S) := \{f : S \rightarrow \Sigma \mid \Sigma \text{ Riemann surface}\} / \sim$$

where $f : S \rightarrow \Sigma$ is an *S-marking* and the equivalence relation \sim identifies f and $f' : S \rightarrow \Sigma'$ if and only if there exists an isomorphism of Riemann surfaces $h : \Sigma \rightarrow \Sigma'$ such that $(f'_{int})^{-1} \circ h \circ f_{int}$ is isotopic to the identity.

There are several ways to put a topology on $\mathcal{T}(S)$. For instance, by Gauss theorem a complex structure corresponds to a conformal class of Riemannian metrics. The space of all Riemannian metrics on S is an open convex (nonempty) subset of a Fréchet space and

it is acted on by the (multiplicative) group of positive functions on S . The quotient is exactly $\mathcal{T}(S)$, which inherits this way a topology.

From the previous subsection, we have that a complex structure on S determines and is determined by a complete hyperbolic metric on \dot{S} with totally geodesic boundary.

Hence, the Teichmüller space of S can be thought of as the space of complete hyperbolic metrics on \dot{S} with totally geodesic boundary (up to isotopy). Thus, we have a natural *boundary-lengths map*

$$\begin{aligned} \mathcal{L} : \quad \mathcal{T}(S) &\longrightarrow \mathbb{R}_{\geq 0}^n \\ [f : S \rightarrow (\Sigma, g)] &\longmapsto (\ell_{f^*g}(C_1), \dots, \ell_{f^*g}(C_n)) \end{aligned}$$

Call $\mathcal{T}(S)(p_1, \dots, p_n)$ the submanifold $\mathcal{L}^{-1}(p_1, \dots, p_n)$.

Define the *mapping class group* $\Gamma(S)$ as $\pi_0 \text{Diff}_+(S)$, that is the group of orientation-preserving diffeomorphisms of S that send each boundary component to itself, up to isotopy.

The group $\Gamma(S)$ acts properly and discontinuously on $\mathcal{T}(S)$. The *moduli space of Riemann surfaces* $\mathcal{M}(S) := \mathcal{T}(S)/\Gamma(S)$ is naturally an orbifold (or a Deligne-Mumford stack with quasi-projective coarse space).

1.4. Deformation theory of Riemann surfaces with boundary. Let S be a compact Riemann surface with boundary and $\chi(S) < 0$, and let $[f : S \rightarrow \Sigma] \in \mathcal{T}(S)$. We want to understand the deformations of Σ as a Riemann surface with boundary (possibly collapsing to a cusp).

A first way to approach the problem is to pass to its double $d\Sigma$. Suppose first that Σ has no cusps and so $d\Sigma$ is smooth.

The space of first-order deformations of complex structure on the surfaces $d\Sigma$ can be identified to the complex vector space $\mathcal{H}(d\Sigma)$ of harmonic Beltrami differentials (i.e. harmonic $(0,1)$ -forms with values in the tangent bundle of Σ). Because σ acts on $\mathcal{H}(d\Sigma)$ as an \mathbb{R} -linear involution, then the first-order deformations of complex structure on dS compatible with the σ -involution are parametrized by the real subspace $\mathcal{H}(d\Sigma)^\sigma$. If Σ has k cusps, then $d\Sigma$ has k nodes ν_1, \dots, ν_k and the space of first-order deformations of $d\Sigma$ is an extension of \mathbb{C}^k by $\mathcal{H}(d\Sigma)$, where in this case $\mathcal{H}(d\Sigma)$ is the space of harmonic Beltrami differentials on $d\Sigma$ that vanish at the nodes. Consequently, the space of first-order deformations of Σ is an extension of $\mathbb{R}^k = (\mathbb{C}^k)^\sigma$ by $\mathcal{H}(d\Sigma)^\sigma = \mathcal{H}(\Sigma)$, where $\mathcal{H}(\Sigma)$ is the space of harmonic Beltrami differentials on Σ that are real on $\partial\Sigma$ and vanish at the cusps.

If Σ is a compact Riemann surface with boundary, the cotangent space to $\mathcal{T}(S)$ at $[f : S \rightarrow \Sigma]$ can be identified with the space of quadratic differentials on Σ that are real on $\partial\Sigma$.

If Σ has also cusps, then the cotangent space to $\mathcal{T}(S)$ at $[f : S \rightarrow \Sigma]$ can be identified to the space of quadratic differentials $Q(\Sigma)$ on Σ that are real along the boundary components and that look like $-a^2 dz^2/z^2$ at the cusps, with $a > 0$.

In any case, the Teichmüller space $\mathcal{T}(S) \setminus \{\text{surfaces with cusps}\}$ has a natural embedding $D : \mathcal{T}(S) \setminus \{\text{surfaces with cusps}\} \hookrightarrow \mathcal{T}(dS)$ onto the real-analytic Lagrangian submanifold of dS -marked Riemann surfaces that carry an anti-holomorphic involution isotopic to σ .

The inclusion above can be extended to an embedding $\overline{D} : \overline{\mathcal{T}}(S) \hookrightarrow \overline{\mathcal{T}}(dS)$, where $\overline{\mathcal{T}}$ is the Deligne-Mumford bordification of \mathcal{T} .

1.5. The Weil-Petersson form. Let S be a compact Riemann surface with boundary with $\chi = \chi(S) < 0$ and consider the universal family $\pi : \mathcal{C} \rightarrow \mathcal{T}(S)$ over the Teichmüller space of S . The fibers of π are S -marked surfaces endowed with a metric of constant negative curvature -1 , that is the vertical tangent bundle T_π over \mathcal{C} is endowed with a Hermitean metric g .

Definition 1.1. The *Weil-Petersson form* on $T^*\mathcal{T}(S)$ at $[f : S \rightarrow (\Sigma, g)]$ is given by

$$\eta_S(\varphi, \psi) := \operatorname{Im} \int_{\Sigma} \frac{\varphi \bar{\psi}}{g}$$

for every $\varphi, \psi \in Q(\Sigma)$.

Clearly, if S has no cusps, then we can also easily define the *Weil-Petersson 2-form* ω_S on $T\mathcal{T}(S)$ at $[f : S \rightarrow (\Sigma, g)]$ as

$$\omega_S(\mu, \nu) := \operatorname{Im} \int_{\Sigma} \mu \bar{\nu} \cdot g$$

for $\mu, \nu \in \mathcal{H}(\Sigma)$.

Remark 1.2. The divergence occurring when Σ acquires cusps, that is when $d\Sigma$ acquires nodes, was first shown by Masur ([Mas76]) using coordinates due to Earle and Marden. As one can notice below, the Weil-Petersson form is smooth in Fenchel-Nielsen coordinates. Thus, the differentiable structure underlying the complex-analytic one is different from the Fenchel-Nielsen differentiable structure; a phenomenon that was investigated more deeply by Wolpert ([Wol85]).

There is another way to describe the Weil-Petersson form on $\mathcal{T}(S)$. A pair of pants decomposition of S determines Fenchel-Nielsen coordinates $\ell_1, \dots, \ell_{3g-3+n} \in \mathbb{R}_+$, $\tau_1, \dots, \tau_{3g-3+n} \in \mathbb{R}$ and also $p_i = \ell(C_i)$ for every boundary component C_i of S .

Theorem 1.3 ([Wol83b], [Gol84]). *The Weil-Petersson 2-form can be written as*

$$\omega_S = \sum_{i=1}^{3g-3+n} d\ell_i \wedge d\tau_i$$

on $\mathcal{T}(S)$, with respect to any pair of pants decomposition.

Remark 1.4. Literally, Wolpert proved Theorem 1.3 for closed Riemann surfaces, but an inspection of his paper [Wol83b] shows that the statement holds also for Riemann surfaces with boundary.

Goldman [Gol84] defines the Weil-Petersson symplectic form on the representation variety of a closed surface. One can extend his definition and his treatment to the representation variety of nonclosed surfaces with or without prescribed holonomy along the boundary components.

As a consequence, if S is a closed surface, then $(\mathcal{T}(S), \omega_S)$ is a symplectic manifold. If S has n boundary components, then ω_S is degenerate on $\mathcal{T}(S)$, but $(\mathcal{T}(S)(p_1, \dots, p_n), \omega_S)$ is a symplectic manifold for all p_1, \dots, p_n .

1.6. Double of a Riemann surface and Weil-Petersson Poisson structure. Consider a compact hyperbolic Riemann surface S of genus g with n boundary components and let dS be its double.

There is a natural map $p_\iota : \mathcal{T}(dS) \longrightarrow \mathcal{T}(S)$ associated to $\iota : S \hookrightarrow dS$ that associates to $[f : dS \xrightarrow{\sim} (R, g)]$ the hyperbolic subsurface of R with geodesic boundary isotopic to $f\iota(S)$.

Call $T\mathcal{T}(dS)|_{\mathcal{T}(S)_+}$ the restriction of the tangent bundle of $\mathcal{T}(dS)$ via the embedding $D : \mathcal{T}(S)_+ \hookrightarrow \mathcal{T}(dS)$ induced by the double, where $\mathcal{T}(S)_+$ consists of surfaces without cusps.

Definition 1.5. Let η_{dS} be the bivector field dual to ω_{dS} on $\mathcal{T}(dS)$. Define $\tilde{\eta}_S := (\pi_\iota)_* \left(\eta_{dS}|_{\mathcal{T}(S)_+} \right)$, where $(\pi_\iota)_* : T\mathcal{T}(dS)|_{\mathcal{T}(S)_+} \longrightarrow T\mathcal{T}(S)_+$.

Proposition 1.6. *The bivector field $\tilde{\eta}_S$ coincides with η_S on $\mathcal{T}(S)_+$ and we can extend $\tilde{\eta}_S$ to $\mathcal{T}(S)$ by setting it equal to η_S , so that they define a Poisson structure on $\mathcal{T}(S)$, whose symplectic leaves are the fibers of $\mathcal{L} : \mathcal{T}(S) \rightarrow \mathbb{R}_{\geq 0}^n$.*

Proof. The bivector $\tilde{\eta}_S$ defines a Poisson structure on $\mathcal{T}(S)_+$ because it is obtained pushing η_{dS} forward and η_{dS} defined a Poisson structure on $\mathcal{T}(dS)$. The equality $\eta_S = \tilde{\eta}_S$ follows from Wolpert's work [Wol83b].

To verify the second claim, pick a pair of pants decomposition for S . On $\mathcal{T}(dS)$ we have Fenchel-Nielsen coordinates $l_i^{(1)}, \tau_i^{(1)}, l_i^{(2)}, \tau_i^{(2)}$ for $1 \leq i \leq 3g - 3 + n$ plus (p_j, τ_j) for those boundary components C_j of $\iota(S)$ for which $p_j = \ell(C_j) > 0$, where τ_j is the twist parameter of C_j . By Theorem 1.3 we have

$$\eta_{dS} = - \sum_{i=1}^{3g-3+n} \left(\frac{\partial}{\partial l_i^{(1)}} \wedge \frac{\partial}{\partial \tau_i^{(1)}} - \frac{\partial}{\partial l_i^{(2)}} \wedge \frac{\partial}{\partial \tau_i^{(2)}} \right) - \sum_j \frac{\partial}{\partial p_j} \wedge \frac{\partial}{\partial \tau_j}$$

because switching orientation changes the sign of the twist. Hence

$$(\pi_\iota)_* \eta_{dS} = - \sum_{i=1}^{3g-3+n} \frac{\partial}{\partial l_i^{(1)}} \wedge \frac{\partial}{\partial \tau_i^{(1)}}$$

which is vertical with respect to \mathcal{L} and whose restriction to each fiber of \mathcal{L} is dual to the Weil-Petersson form according to Theorem 1.3. \square

1.7. The complex of arcs. Let S be a compact Riemann surface with nonempty boundary.

An *arc* on S is an embedded unoriented path with endpoints in ∂S , which is homotopically nontrivial relatively to ∂S . A *k-system of arcs* is a set of k arcs that intersect possibly at the marked points of S , such that no pair of them bounds a disc. We will always consider arcs and systems of arcs up to isotopy of systems of arcs.

Definition 1.7. The *complex of arcs* $\mathfrak{A}(S)$ of S is the simplicial complex, whose k -simplices are $(k+1)$ -systems of arcs on S . Maximal simplices of $\mathfrak{A}(S)$ are called *triangulations*.

A systems of arcs $\underline{\alpha} = \{\alpha_0, \dots, \alpha_k\} \in A(S)$ *fills* if $S \setminus \bigcup_i \alpha_i$ is a disjoint union of discs; $\underline{\alpha}$ *quasi-fills* if $S \setminus \bigcup_i \alpha_i$ is a disjoint union of discs and annuli that retract onto a boundary component. Call $\mathfrak{A}^\circ(S) \subset \mathfrak{A}(S)$ the subset of systems that quasi-fill and $\mathfrak{A}_\infty(S) \subset \mathfrak{A}(S)$ the subset of those that do not quasi-fill. $\mathfrak{A}_\infty(S)$ is a subcomplex of $\mathfrak{A}(S)$.

Write $|\mathfrak{A}^\circ(S)|$ for $|\mathfrak{A}(S)| \setminus |\mathfrak{A}_\infty(S)|$, which is open and dense inside $|\mathfrak{A}(S)|$.

Also, define $|\mathfrak{A}^\circ(S)|_\mathbb{R} := |\mathfrak{A}^\circ(S)| \times \mathbb{R}_+$. The space of ribbon graphs $\mathcal{M}^{comb}(S)$ mentioned in the introduction is homeomorphic to $|\mathfrak{A}^\circ(S)|_\mathbb{R}/\Gamma(S)$: given a system of arcs $\underline{\alpha}$ that quasi-fills, we can construct a ribbon graph embedded in S by drawing edges transversely to the arcs of $\underline{\alpha}$. In this duality, the weight of an arc corresponds to the length of its dual edge in the ribbon graph.

Remark 1.8. If Σ is a hyperbolic surface, by an *arc* α on Σ we will usually mean the unique geodesic arc in the isotopy class of α that meets $\partial\Sigma$ perpendicularly, unless differently specified.

2. TRIANGULATIONS AND SPINES

Let S be a compact hyperbolic Riemann surface with nonempty boundary.

For every arc α on S , we have the length function $\ell(\alpha) : \mathcal{T}(S) \rightarrow (0, +\infty]$ that associates to $[f : S \rightarrow (\Sigma, g)]$ the g -length of the arc $f(\alpha)$.

Definition 2.1. The s -length of the arc α is $s(\alpha) = \cosh(\ell(\alpha)/2)$.

Remark 2.2. The definition above is due to Ushijima [Ush99] up to a factor $\sqrt{2}$.

The following result by Ushijima is a generalization of a result of Penner [Pen87].

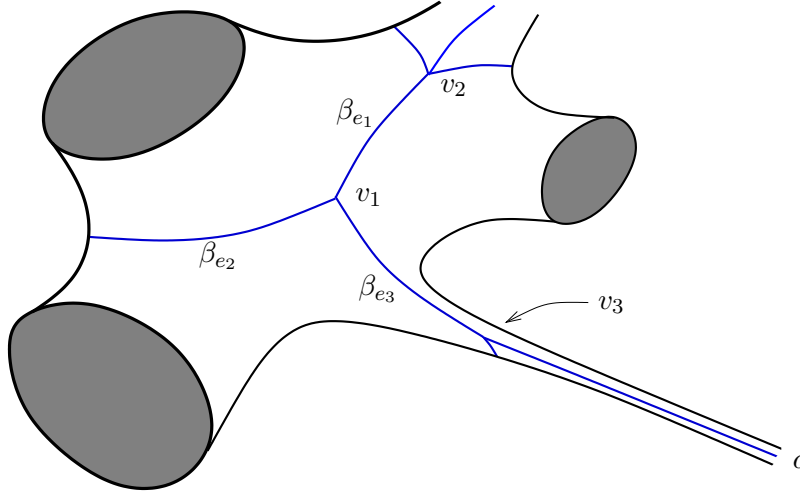
Theorem 2.3 ([Ush99]). *Let S be a hyperbolic Riemann surface with boundary and no marked points. Fix a triangulation $\underline{\alpha} = \{\alpha_1, \dots, \alpha_{6g-6+3n}\}$ of S . The map $s(\underline{\alpha}) : \mathcal{T}(S) \rightarrow (\mathbb{R}^+)^{6g-6+3n}$ is a real-analytic diffeomorphism.*

Every S -marked hyperbolic surface (Σ, g) has a preferred system of arcs, that is actually a triangulation for most surfaces. It can be equivalently obtained using the convex hull construction [Ush99] (following [Pen87], [EP88] and [Koj90]) or using the spine [BE88]. We follow this second way.

2.1. Spine of a Riemann surface with boundary. Let Σ be a compact hyperbolic Riemann surface with boundary and assume that $\partial\Sigma$ does not consist only of cusps.

We define the *valence* $\nu(u)$ of a point $u \in \Sigma$ which is not a cusp as the number of shortest geodesics joining u to $\partial\Sigma$ that realize $d(u, \partial\Sigma)$. Clearly $\nu(u) \geq 1$ (the constant geodesic being allowed).

To define the valence of a cusp c , consider a geodesic γ ending in c_i . Fix a small embedded horoball B at c and define the reduced length $\ell_B(\gamma)$ of γ as the length of the truncated geodesic $\gamma \setminus B$. The *shortest geodesics* ending at c are the nonconstant geodesics that minimize ℓ_B . Different choices of B change the reduced length by a constant term, so that shortest geodesics ending at a cusp are well-defined. Thus, we can say that the valence $\nu(c)$ of a cusp c is the number of shortest geodesics ending at c .



Define the loci $N := \{u \in \Sigma \mid \nu(u) = 2\}$ and $V := \{u \in \Sigma \mid \nu(u) \geq 3\} \cup \{\text{cusps}\}$. Notice that N is a finite disjoint union $N = \coprod_{e \in E_{fin}} \beta_e$ of simple open geodesic arcs (*edges*) and V is a finite collection of points (*vertices*).

Definition 2.4. The *spine* $\text{Sp}(\Sigma)$ of Σ is the 1-dimensional CW-complex embedded in Σ given by $V \cup N$.

Let $e \in E_{fin}$ be an edge of the spine of Σ . Pick any point $u \in \beta_e$ and let γ_1 and γ_2 be the two shortest geodesics that join u with $\partial\Sigma$. The isotopy class of the unoriented arc with support $\gamma_1 \cup \gamma_2$ is called *dual* to β_e . We will denote by α_e the geodesic arc dual to β_e that meets the boundary perpendicularly.

Pick $B \subset \Sigma$ a small embedded horoball at the cusp c such that $B \cap V = \{c\}$ and call *sectors* of the cusp c the connected components of $B \setminus \text{Sp}(\Sigma)$. Clearly, sectors of c bijectively correspond to shortest geodesics ending in c . Let E_∞ be the set of sectors of all cusps in Σ . For every $e \in E_\infty$, call α_e the corresponding shortest geodesic.

Thus, we can attach to Σ a preferred system of arcs $\text{Sp}^*(\Sigma) := \text{Sp}_{fin}^*(\Sigma) \cup \text{Sp}_\infty^*(\Sigma) \in \mathfrak{A}(\Sigma)$, where $\text{Sp}_{fin}^* := \{\alpha_e \mid e \in E_{fin}\}$ and $\text{Sp}_\infty^* := \{\alpha_e \mid e \in E_\infty\}$. Call $E := E_{fin} \cup E_\infty$ and notice that $\Sigma \setminus \bigcup_{e \in E} \alpha_e$ is a disjoint union of discs, so that $\text{Sp}^*(\Sigma)$ really belongs to $\mathfrak{A}^\circ(\Sigma)$. Also, $\Sigma \setminus \bigcup_{e \in E_{fin}} \alpha_e$ is a disjoint union of discs and pointed discs, so that $\text{Sp}_{fin}^*(\Sigma)$ belongs to $\mathfrak{A}(\Sigma)$ too.

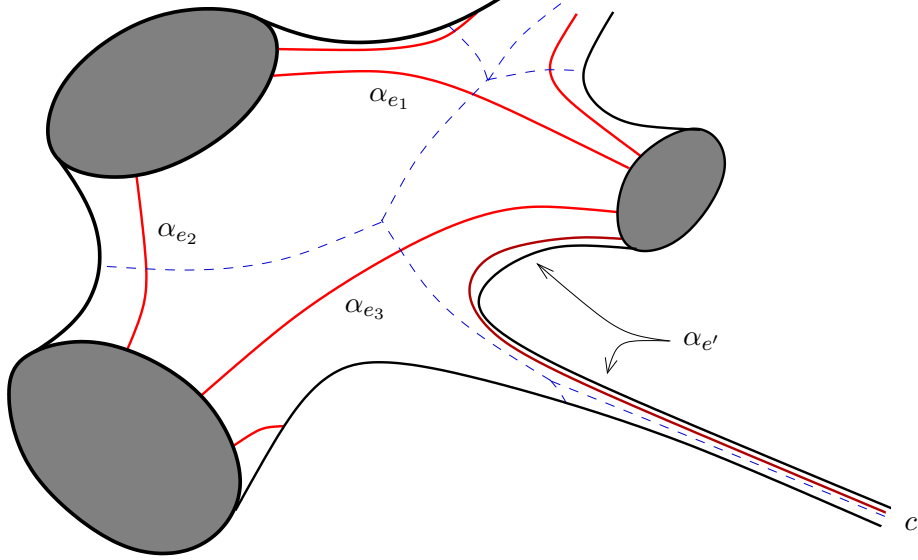


FIGURE 1. $\alpha_{e'}$ is the shortest geodesic outgoing from the unique sector of the cusp c .

2.2. Spine of a truncated surface. Let Σ be a compact hyperbolic surface with boundary and suppose that $\partial\Sigma$ is made of geodesic circles C_1, \dots, C_n and cusps c_1, \dots, c_m . Fix $\underline{p} = (p_1, \dots, p_m)$ a vector of nonnegative real numbers.

For small $\varepsilon > 0$ let $\Sigma_{\varepsilon\underline{p}}$ be the *truncated surface* obtained from Σ by removing the open horoball of radius εp_i at the i -th cusp (which will be disjoint for ε small enough).

On $\Sigma_{\varepsilon\underline{p}}$ there are well-defined boundary distance and valence function. Define $\text{Sp}(\Sigma_{\varepsilon\underline{p}})$ to be the spine of $\Sigma_{\varepsilon\underline{p}}$.

Lemma 2.5. *The closure of $\lim_{\varepsilon \rightarrow 0} \text{Sp}(\Sigma_{\varepsilon\underline{p}})$ is a 1-dimensional CW-complex embedded in Σ , which actually coincides with the spine $\text{Sp}(\Sigma)$.*

Proof. In fact, for every point $u \in \Sigma$ which is not a cusp the restriction of the boundary distance function $\text{dist} : \Sigma_{\varepsilon\underline{p}} \rightarrow \mathbb{R}$ to a fixed small neighbourhood of u stabilizes for $\varepsilon \rightarrow 0$ and coincides with the restriction of $\text{dist} : \Sigma \rightarrow \mathbb{R}$. So that the valence function $\nu_{\varepsilon\underline{p}}$ also stabilizes. As $\text{Sp}(\Sigma_{\varepsilon\underline{p}})$ is a 1-dimensional CW-complex for positive ε , the same holds for the limit. Thus, in this case, the limit is independent of the choice of \underline{p} . \square

We attach $\Sigma_{\varepsilon\underline{p}}$ the system of arcs dual to the spine $\text{Sp}^*(\Sigma_{\varepsilon\underline{p}}) \in \mathfrak{A}^\circ(\Sigma_{\varepsilon\underline{p}})$. For ε small, $\text{Sp}^*(\Sigma_{\varepsilon\underline{p}})$ coincides with $\text{Sp}^*(\Sigma)$, so they define the same arc system in $\mathfrak{A}^\circ(\Sigma_{\varepsilon\underline{p}}) \cong \mathfrak{A}^\circ(\Sigma)$.

2.3. Spine of a decorated surface. Let Σ be a hyperbolic surface such that $\partial\Sigma$ consists only of the cusps c_1, \dots, c_m . Choose a nonzero vector of nonnegative numbers $\underline{p} = (p_1, \dots, p_m)$ and denote by $\Sigma_{\varepsilon\underline{p}}$ the truncated surface.

As the geodesics that realize the minimum distance from the boundary meet the horocycles perpendicularly, it is easy to see that $\text{dist}_{\varepsilon\underline{p}}(u) = \text{dist}_{\varepsilon'\underline{p}}(u) + \log(\varepsilon'/\varepsilon)$ for every

$u \in \Sigma_{\varepsilon p} \cap \Sigma_{\varepsilon' p}$. Thus, the valence ν does not depend on ε (when it is defined), which essentially proves the following lemma.

Lemma 2.6. *The homeomorphism type of $\text{Sp}(\Sigma_{\varepsilon p})$ stabilizes when $\varepsilon \rightarrow 0$.*

We call $\text{Sp}(\Sigma, \underline{p})$ the closure inside Σ of $\lim_{\varepsilon \rightarrow 0} \text{Sp}(\Sigma_{\varepsilon p})$. Following Subsection 2.1, let E_{fin} be the set of edges of $\text{Sp}(\Sigma, \underline{p})$ and E_{∞} the set of sectors of cusps c_i with $p_i = 0$. Define analogously $\text{Sp}^*(\Sigma, \underline{p}) := \text{Sp}_{fin}^*(\Sigma, \underline{p}) \cup \text{Sp}_{\infty}^*(\Sigma, \underline{p}) \in \mathfrak{A}^{\circ}(\Sigma)$.

Definition 2.7 ([Pen87]). A *decorated surface* is a couple (Σ, \underline{p}) where Σ is a hyperbolic surface with boundary made of m cusps, and $\underline{p} = (p_1, \dots, p_m)$ is a nonzero vector of nonnegative numbers.

Notice that $\text{Sp}(\Sigma, \underline{p})$, $\text{Sp}^*(\Sigma, \underline{p})$ and $\text{Sp}_{fin}^*(\Sigma, \underline{p})$ depend only on the choice of a projective class $[\underline{p}] \in (\mathbb{R}_{\geq 0}^m \setminus \{0\})/\mathbb{R}_+ \cong \Delta^{m-1}$. Moreover, the i -th cusp is a vertex of the spine if and only if $p_i = 0$.

2.4. Γ -equivariant cellular decomposition of $\mathcal{T}(S)$. Let $\underline{\alpha}$ be a triangulation of a compact hyperbolic surface Σ with boundary consisting not only of cusps.

Let $\vec{\alpha}_i$ and $\vec{\alpha}_j$ be two distinct oriented arcs whose support belongs to $\underline{\alpha}$ and which point toward the boundary component C . Define $d(\vec{\alpha}_i, \vec{\alpha}_j)$ to be the length of the path along C that runs from the endpoint of $\vec{\alpha}_i$ to the endpoint of $\vec{\alpha}_j$ in the positive direction (according to the orientation induced on C). Clearly, $d(\vec{\alpha}_i, \vec{\alpha}_j) + d(\vec{\alpha}_j, \vec{\alpha}_i) = \ell(C)$, which is actually zero if C is a cusp.

Now, let $\vec{\alpha}_i, \vec{\alpha}_j, \vec{\alpha}_k$ the oriented arcs that bound a chosen connected component H of $\Sigma \setminus \bigcup_{\alpha \in \underline{\alpha}} \alpha$. Assume that $(\vec{\alpha}_i, \vec{\alpha}_j, \vec{\alpha}_k)$ are cyclically ordered according to the orientation induced by H . Define

$$\begin{aligned} w_{\underline{\alpha}}(\vec{\alpha}_i) &:= \frac{1}{2} (d(\vec{\alpha}_i, \overleftarrow{\alpha}_j) + d(\vec{\alpha}_k, \overleftarrow{\alpha}_i) - d(\vec{\alpha}_j, \overleftarrow{\alpha}_k)) \quad \text{and} \\ w_{\underline{\alpha}}(\alpha_i) &:= w_{\underline{\alpha}}(\vec{\alpha}_i) + w_{\underline{\alpha}}(\overleftarrow{\alpha}_i) \end{aligned}$$

where $\overleftarrow{\alpha}$ is obtained by reversing the orientation of $\vec{\alpha}$.

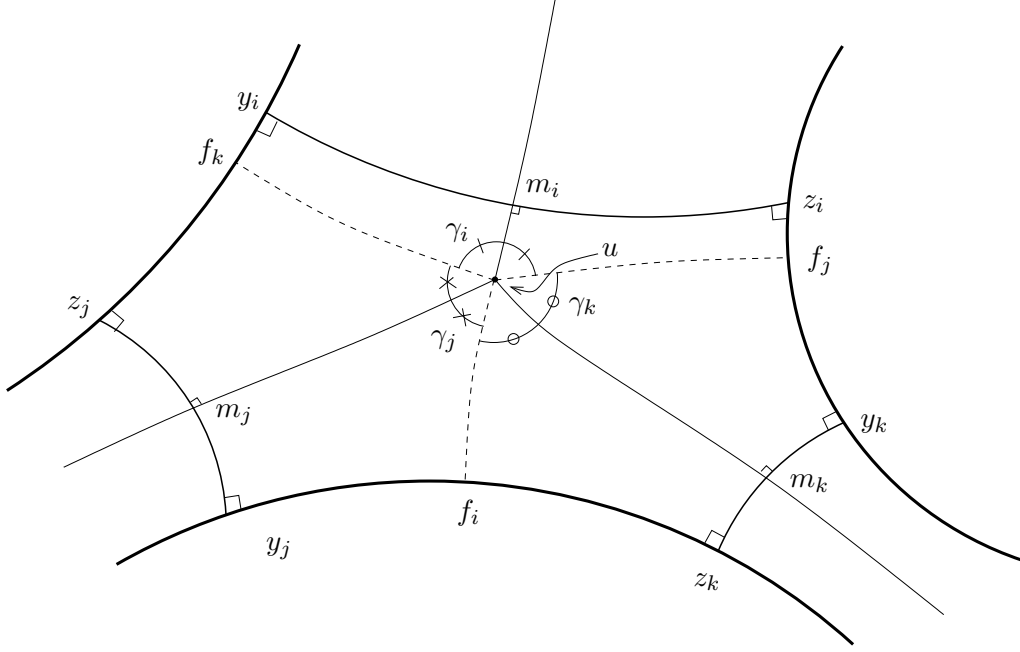
Definition 2.8. Given an arc α of the triangulation $\underline{\alpha} \in \mathfrak{A}(\Sigma)$, we call $w_{\underline{\alpha}}(\alpha)$ the *width* of α with respect to $\underline{\alpha}$.

Remark 2.9. Luo [Luo06] used the term “ E -invariant” for the width.

Proposition 2.10. *With the notation above,*

$$\sinh(w_{\underline{\alpha}}(\vec{\alpha}_i)) = \frac{s(\alpha_j)^2 + s(\alpha_k)^2 - s(\alpha_i)^2}{2s(\alpha_j)s(\alpha_k)\sqrt{s(\alpha_i)^2 - 1}}$$

Proof of Proposition 2.10. We prove the statement in the case when $w_{\underline{\alpha}}(\vec{\alpha}_i) \geq 0$ for $t = i, j, k$. The other cases can be treated similarly. We will denote by a_t the length of α_t and by f_t the projection of z opposite to α_t for $t = i, j, k$.



Call γ_i the angle $\widehat{m_i u f_k} = \widehat{f_j u m_i}$ and define analogously γ_j and γ_k . Notice that $\gamma_i + \gamma_j + \gamma_k = \pi$. As $(m_j y_j z_k m_k u)$ is a pentagon with four right angles, Lemma A.3 gives

$$\cosh(\widehat{y_j z_k}) = \frac{\cosh(a_j/2) \cosh(a_k/2) + \cos(\gamma_j + \gamma_k)}{\sinh(a_j/2) \sinh(a_k/2)}$$

As $(z_i y_i z_j y_j z_k y_k)$ is a hexagon with six right angles, by Lemma A.4 we have

$$\begin{aligned} \cosh(\widehat{y_j z_k}) &= \frac{\cosh(a_j) \cosh(a_k) + \cosh(a_i)}{\sinh(a_j) \sinh(a_k)} = \\ &= \frac{\cosh(a_j) \cosh(a_k) + \cosh(a_i)}{4 \sinh(a_j/2) \sinh(a_k/2) \cosh(a_j/2) \cosh(a_k/2)} \end{aligned}$$

so that $\cosh(a_j/2) \cosh(a_k/2) + \cos(\gamma_j + \gamma_k) = \frac{\cosh(a_j) \cosh(a_k) + \cosh(a_i)}{4 \cosh(a_j/2) \cosh(a_k/2)}$.

As $(m_i y_i f_k u)$ is a quadrilateral with three right angles, then part (a) of Lemma A.2 gives

$$\sinh(a_i/2) \sinh(\widehat{y_i f_k}) = \cos(\gamma_i) = -\cos(\gamma_j + \gamma_k)$$

Because $w_{\underline{\alpha}}(\vec{\alpha}_i) = \widehat{y_i f_k}$, we deduce

$$\cosh(a_j/2) \cosh(a_k/2) - \sin(a_i/2) \sinh(w_{\underline{\alpha}}(\vec{\alpha}_i)) = \frac{\cosh(a_j) \cosh(a_k) + \cosh(a_i)}{4 \cosh(a_j/2) \cosh(a_k/2)}.$$

From $s(\alpha_t) = \cosh(a_t/2)$, we get $\cosh(a_t) = 2s(\alpha_t)^2 - 1$ and $\sinh(a_t/2) = \sqrt{s(\alpha_t)^2 - 1}$. Substituting inside the expression above, we get the wanted result. \square

Remark 2.11. As a byproduct of the proof above, we have also obtained that

$$\cos(\gamma_i) = \frac{s(\alpha_j)^2 + s(\alpha_k)^2 - s(\alpha_i)^2}{2s(\alpha_j)s(\alpha_k)}$$

Other length functions that are sometimes useful are the *b-lengths*: for every hexagon in $S \setminus \bigcup_i \alpha_i$, the *b-lengths* are the lengths of the edges lying on a boundary component. In the previous picture, if we call H the hexagon bounded by $\alpha_i, \alpha_j, \alpha_k$, the *b-length* $b_{H,i}$ is the length of the path from y_j to z_k passing through f_i . Using Lemma A.4, we have

$$\cosh(b_{H,i}) = \frac{\cosh(a_j) \cosh(a_k) + \cosh(a_i)}{\sinh(a_j) \sinh(a_k)}$$

Fixed a triangulation, the set of all *b-lengths* is too large to be a system of coordinates, but Ushijima proved [Ush99] that their relations are generated by homogeneous quadratic relations in their hyperbolic cosines.

If we deal with the system of arcs $\text{Sp}_{fin}^*(\Sigma)$ instead of a general triangulation, we can define the width even if $\text{Sp}^*(\Sigma)$ is not a maximal system.

Consider an arc α_e with $e \in E_{fin}$, choose an orientation $\vec{\alpha}_e$ of α_e and view $\vec{\alpha}_e$ as pointing upwards. For every point $u \in \beta_e$, call $P_{\vec{\alpha}_e}(u)$ the *projection* of u to the boundary component pointed by $\vec{\alpha}_e$.

Call $w_{sp}(\vec{\alpha}_e)$ the length (with sign) of the boundary arc that runs from the endpoint of $\vec{\alpha}_e$ leftward to the projection $P_{\vec{\alpha}_e}(v_l)$ of the left endpoint v_l of β_e . Define $w_{sp}(\alpha_e) := w_{sp}(\vec{\alpha}_e) + w_{sp}(\overleftarrow{\alpha}_e)$.

Remark 2.12. The width $w_{sp}(\alpha_e)$ is always positive, but $w_{sp}(\vec{\alpha}_e)$ or $w_{sp}(\overleftarrow{\alpha}_e)$ might be zero or negative. Notice that, given $[f : S \rightarrow (\Sigma, g)] \in \mathcal{T}(S)$ the system f^*w_{sp} defines a point in $|\mathfrak{A}^\circ(S)|_{\mathbb{R}}$.

The following results by Ushijima and Luo adapt and generalize Penner's work on ideal triangulations [Pen87] (see Section 2.5).

Theorem 2.13 ([Ush99]). *Let Σ be a hyperbolic surface with boundary that consists not only of cusps. There is at least one triangulation $\underline{\alpha}$ such that $w_{\underline{\alpha}}(\alpha) \geq 0$ for all $\alpha \in \underline{\alpha}$. Moreover, the intersection of all these triangulations is $\text{Sp}_{fin}^*(\Sigma)$ and $w_{sp}(\alpha) > 0$ for all $\alpha \in \text{Sp}_{fin}^*(\Sigma)$.*

Theorem 2.14 ([Luo06]). *Let S be a hyperbolic surface with boundary that consists not only of cusps. The induced map*

$$\begin{aligned} \mathcal{T}(S) &\longrightarrow |\mathfrak{A}^\circ(S)|_{\mathbb{R}} \\ [f : S \rightarrow (\Sigma, g)] &\longmapsto f^*w_{sp} \end{aligned}$$

is a $\Gamma(S)$ -equivariant homeomorphism.

Theorem 2.14 gives a $\Gamma(S)$ -equivariant cellular decomposition of $\mathcal{T}(S)$. Thus, an orbisimplicial decomposition of the moduli space $\mathcal{M}(S)$ of Riemann surfaces homeomorphic to S .

2.5. The cellular decomposition for decorated surfaces. Let (Σ, \underline{p}) be a decorated hyperbolic surface (see Definition 2.7) with cusps c_1, \dots, c_m and let $\underline{\alpha} \in \mathfrak{A}(\Sigma)$ be a triangulation.

Take a small $\varepsilon > 0$ such that the horoball at c_i with radius εp_i is embedded for every i . Then the truncated length $\ell_{\varepsilon \underline{p}}(\alpha)$ of an arc $\alpha \in \underline{\alpha}$ is the length of the truncation $\alpha \cap \Sigma_{\varepsilon \underline{p}}$. As $\ell_{\varepsilon' \underline{p}}(\alpha) = \ell_{\varepsilon \underline{p}}(\alpha) + 2 \log(\varepsilon/\varepsilon')$ for small $\varepsilon, \varepsilon' > 0$, then we can define $\ell_{\underline{p}}(\alpha) := \ell_{\varepsilon \underline{p}} + 2 \log(\varepsilon)$, which is independent of ε .

Theorem 2.15 ([Pen87]). *Let S be a decorated hyperbolic surface with m cusps and let $\underline{\alpha} \in \mathfrak{A}(S)$ be a triangulation. The lengths $\{\ell_{\underline{p}}(f(\alpha)) \mid \alpha \in \underline{\alpha}\}$ are real-analytic coordinates on the space $\mathcal{T}(S) \times \mathbb{R}_+^m$ of couples $([f : S \rightarrow \Sigma], \underline{p})$*

In the theorem above, really Penner used the λ -lengths, defined as $\lambda(\alpha, \underline{p}) := \sqrt{2 \exp[\ell_{\underline{p}}(\alpha)]}$. Notice that Penner's λ -lengths are the limit of the s -lengths in the following sense: given a sequence $([f_n : S \rightarrow \Sigma_n])_n$ in $\mathcal{T}(S)$ that converges to $[f : S \rightarrow \Sigma] \in \mathcal{T}(S)(0)$, we have

$$\lim_{n \rightarrow \infty} \frac{s(\alpha_i)(f_n)}{s(\alpha_j)(f_n)} = \frac{\lambda(\alpha_i, \underline{p})(f)}{\lambda(\alpha_j, \underline{p})(f)}$$

where $[\mathcal{L}(f_n)] \rightarrow [\underline{p}]$ in Δ^m .

On the other hand, the role of the distance $d(\vec{\alpha}_i, \vec{\alpha}_j)$ between the endpoints of two oriented arcs $\vec{\alpha}_i$ and $\vec{\alpha}_j$ (defined in Subsection 2.4) is played by the length $d_{\underline{p}}(\vec{\alpha}_i, \vec{\alpha}_j)$ of the horocyclic segment, running from the endpoint of $\vec{\alpha}_i$ to the endpoint of $\vec{\alpha}_j$ in the positive direction.

Pick a connected component $H \in \Sigma \setminus \bigcup_{\alpha \in \underline{\alpha}} \alpha$ and let $(\vec{\alpha}_i, \vec{\alpha}_j, \vec{\alpha}_k)$ the arcs that bound H with the induced orientation and cyclic order.

Penner defined the “simplicial coordinate” $X_i := X(\vec{\alpha}_i, \underline{p}) + X(\vec{\alpha}_i, \underline{p})$ associated to α_i setting

$$X(\vec{\alpha}_i, \underline{p}) := \frac{\lambda(\alpha_j, \underline{p})^2 + \lambda(\alpha_k, \underline{p})^2 - \lambda(\alpha_i, \underline{p})^2}{\lambda(\alpha_i, \underline{p})\lambda(\alpha_j, \underline{p})\lambda(\alpha_k, \underline{p})}$$

For a sequence $([f_n : S \rightarrow \Sigma_n])_n$ as above, we also have

$$\lim_{n \rightarrow \infty} \frac{w_{\underline{\alpha}}(\vec{\alpha}_i)(f_n)}{\sum_{k=1}^m p_k(f_n)} = \frac{X(\vec{\alpha}_i, \underline{p})(f)}{\sum_{k=1}^m p_k(f)}$$

Similarly, fixed a triangulation, Penner defined the h -lengths to be the lengths one-half the lengths of the horocyclic arcs appearing in the truncated triangles of $S_{tr} \setminus \bigcup_i \alpha_i$. If T is a truncated triangle, bounded by arcs $\alpha_i, \alpha_j, \alpha_k$ (cyclically ordered), then Penner showed

that $h_{T,i} = \frac{\lambda_i}{\lambda_j \lambda_k}$. One can observe that

$$\lim_{n \rightarrow \infty} \frac{b_{H,i}(f_n)}{\sum_{k=1}^m p_k(f_n)} = \frac{2h_{H,i}(f)}{\sum_{k=1}^m p_k(f)}$$

so the b -lengths limit to the h -length (up to a factor 2).

The convex hull construction, or equivalently the spine $\text{Sp}(\Sigma, \underline{p})$, gives a preferred system of arcs $\text{Sp}^*(\Sigma, \underline{p})$ on Σ . Analogously to what done in Subsection 2.4 with the widths, one

can define simplicial coordinates X_{sp} for arcs in $\text{Sp}^*(\Sigma, \underline{p})$ as half the lengths of their projection to the truncating horocycles.

Theorem 2.16 ([Pen87]). *Let (Σ, \underline{p}) be a hyperbolic decorated surface. There is at least one triangulation $\underline{\alpha}$ such that $X(\alpha, \underline{p}) \geq 0$ for all $\alpha \in \underline{\alpha}$. Moreover, the intersection of all these triangulations is $\text{Sp}_{fin}^*(\Sigma)$ and $X_{sp}(\alpha, \underline{p}) > 0$ for all $\alpha \in \text{Sp}_{fin}^*(\Sigma)$.*

Theorem 2.17 ([Pen87]). *Let S be a hyperbolic surface with ∂S consisting only of m cusps. The induced map*

$$\begin{aligned} \mathcal{T}(S) \times (\Delta^{m-1} \times \mathbb{R}_+) &\longrightarrow |\mathfrak{A}^\circ(S)|_{\mathbb{R}} \\ ([f : S \rightarrow (\Sigma, g)], \underline{p}) &\longmapsto f^* X_{sp} \end{aligned}$$

is a $\Gamma(S)$ -equivariant homeomorphism.

Theorem 2.17 gives a $\Gamma(S)$ -equivariant cellular decomposition of $\mathcal{T}(S) \times (\Delta^{m-1} \times \mathbb{R}_+)$. Thus, an orbisimplicial decomposition of $\mathcal{M}(S) \times (\Delta^{m-1} \times \mathbb{R}_+)$.

3. FENCHEL-NIELSEN DEFORMATIONS AND DISTANCES BETWEEN GEODESICS

3.1. The Fenchel-Nielsen deformation. Let R be a hyperbolic surface without boundary and $\xi \subset R$ a simple geodesic. A (left) *Fenchel-Nielsen deformation* $\text{Tw}_{t\xi}(R)$ of R with respect to ξ is obtained by cutting R along ξ , sliding the left side forward by t relatively to the right side and reglueing the two sides. Notice that $\text{Tw}_{t\xi}$ is an isometry outside ξ .

Remark 3.1. Let R be a compact hyperbolic surface and $\{\xi_1, \dots, \xi_N\}$ a maximal system of simple closed curves. Let $(\ell_i, \tau_i)_{i=1}^N$ be the associated Fenchel-Nielsen coordinates. Then the Fenchel-Nielsen deformation can be expressed as $\text{Tw}_{t\xi_1}(\ell_1, \tau_1, \dots, \ell_N, \tau_N) = (\ell_1, \tau_1 + t, \ell_2, \tau_2, \dots, \ell_N, \tau_N)$.

The Fenchel-Nielsen deformation $\text{Tw}_{t\xi} : \mathcal{T}(R) \rightarrow \mathcal{T}(R)$ is the flow of a *Fenchel-Nielsen vector field* $\partial/\partial\tau_\xi$ on $\mathcal{T}(R)$ (see [Wol83b]).

Let $\mathbb{H} = \{z \in \mathbb{C} \mid \text{Im}(z) > 0\}$ be the Poincaré upper half-plane and let $\partial\mathbb{H} = \overline{\mathbb{R}} = \mathbb{R} \cup \{\infty\}$ the extended real line.

Choose a uniformization $\pi : \mathbb{H} \rightarrow R$ and let $G = \text{Aut}(\pi) \cong \pi_1(R)$. Fix a simple geodesic $\xi \subset R$ and let $s_1 \widehat{s_2} \subset \mathbb{H}$ be a *lift* of ξ , that is a connected component of $\pi^{-1}(\xi)$, where $s_1, s_2 \in \partial\mathbb{H}$ and $s_1 \widehat{s_2}$ denotes the geodesic on \mathbb{H} with limit points s_1 and s_2 . The lift of $\text{Tw}_{t\xi}$ is the composition of the Fenchel-Nielsen deformations $\text{Tw}_{t\tilde{\xi}}$ along all the lifts $\tilde{\xi}$ of ξ .

The Fenchel-Nielsen deformation of $R \cong \mathbb{H}/G$ can be described as $\mathbb{H}/w_t G w_t^{-1}$, where $(w_t : \mathbb{H} \rightarrow \mathbb{H})_t$ is a continuous family of quasi-conformal automorphisms that fix 0, 1 and ∞ , and w_0 is the identity.

A typical case (described in [Wol83b]) is when G is the cyclic group generated by the hyperbolic transformation $(z \mapsto \lambda z)$ with $\lambda > 0$ and the Fenchel-Nielsen deformation is performed along the simple closed geodesic $\pi(\widehat{0\infty})$.

Let $\theta = \arg(z)$ and $\Phi(\theta) = \int_0^\theta \varphi(\alpha) d\alpha$, where $\varphi : (0, \pi) \rightarrow \mathbb{R}_{\geq 0}$ is a smooth function with compact support and $\int_0^\pi \varphi(\alpha) d\alpha = 1/2$. Then, w_t is given by

$$(1) \quad w_t(z) = z \cdot \exp[2t\Phi(\theta)]$$

In this case, by $\partial z / \partial \tau_{0\infty}$ (at the identity) we will mean $\partial w_t(z) / \partial t$ (evaluated at $t = 0$) for every $z \in \overline{\mathbb{H}}$.

3.2. Cross-ratio and Fenchel-Nielsen deformation. Endow the extended real line $\overline{\mathbb{R}} = \mathbb{R} \cup \{\infty\}$ with the natural cyclic ordering \prec coming from $\overline{\mathbb{R}} \cong S^1$. Given $p, q, r, s \in \overline{\mathbb{R}}$, their *cross-ratio* $(p, q, r, s) \in \overline{\mathbb{R}}$ is defined as

$$(p, q, r, s) := \frac{(p-r)(q-s)}{(p-s)(q-r)}$$

Wolpert computed how the cross-ratio (p, q, r, s) varies under infinitesimal Fenchel-Nielsen deformation of \mathbb{H} along the geodesic $\widehat{s_1 s_2}$ with limit points $s_1, s_2 \in \overline{\mathbb{R}}$.

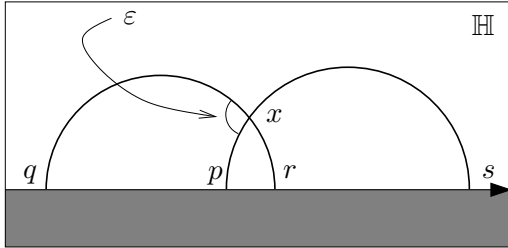
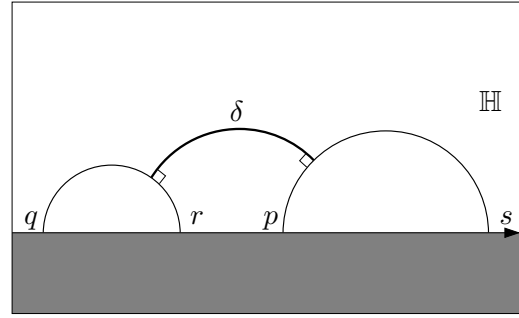
Lemma 3.2 ([Wol83b]). *Assume $z_1, z_2, z_3, z_4 \in \overline{\mathbb{R}}$ are distinct and $s_1, s_2 \in \overline{\mathbb{R}}$ are distinct. Then*

$$\frac{\partial}{\partial \tau_{s_1 s_2}}(z_1, z_2, z_3, z_4) = (z_1, z_2, z_3, z_4) \sum_{j=1}^4 \chi_L(z_j) [(z_{\sigma(j)}, s_1, s_2, z_j) - (z_{\tau(j)}, s_1, s_2, z_j)]$$

where $\sigma = \begin{pmatrix} 1 & 2 & 3 & 4 \\ 3 & 4 & 1 & 2 \end{pmatrix}$, $\tau = \begin{pmatrix} 1 & 2 & 3 & 4 \\ 4 & 3 & 2 & 1 \end{pmatrix} \in \mathfrak{S}_4$ and χ_L is the characteristic function of $[s_2, s_1] \subset \overline{\mathbb{R}}$ (where $[s_2, s_1] = \{x \in \overline{\mathbb{R}} \mid s_1 \prec x \prec s_2\}$).

The proof follows from the explicit expression of w_t given in Equation 1.

Consider two nonintersecting geodesics \widehat{qr} and \widehat{ps} in the upper half-plane \mathbb{H} with endpoints $p, q, r, s \in \overline{\mathbb{R}}$. The distance $h = \ell(\delta)$ between \widehat{qr} and \widehat{ps} is given by $\cosh(h) = 1 - 2(p, q, r, s)$, or equivalently $(p, q, r, s) = -\sinh^2(h/2)$.



Consider two intersecting geodesics \widehat{qr} and \widehat{ps} in the upper half-plane \mathbb{H} with endpoints $p, q, r, s \in \overline{\mathbb{R}}$. The angle $\varepsilon = \widehat{pxq}$ is given by $\cos(\varepsilon) = 2(p, q, r, s) - 1$, or equivalently $(p, q, r, s) = \cos^2(\varepsilon/2)$.

3.3. The variation of the distance between two geodesics. Let R be a closed hyperbolic surface and let γ_1 and γ_2 are two simple closed geodesic in R . Let $\delta \subset R$ a (nonconstant) geodesic arc meeting γ_1 and γ_2 perpendicularly at its endpoints y_1, y_2 , and nowhere else. Orient γ_i in such a way that, if we travel along γ_i in the positive direction, then at y_i we see δ on our left.

Let $\xi \subset R$ be another simple closed geodesic, disjoint from δ . If $x_i \in \xi \cap \gamma_i$, then we will denote by ν_{x_i} the positive angle at x_i formed by a positively orientated vector along γ_i and ξ and by $d(y_i, x_i)$ the length of the path obtained by travelling from y_i to x_i along γ_i in the positive direction.

The proof of the theorem below adapts arguments of Wolpert in [Wol83b].

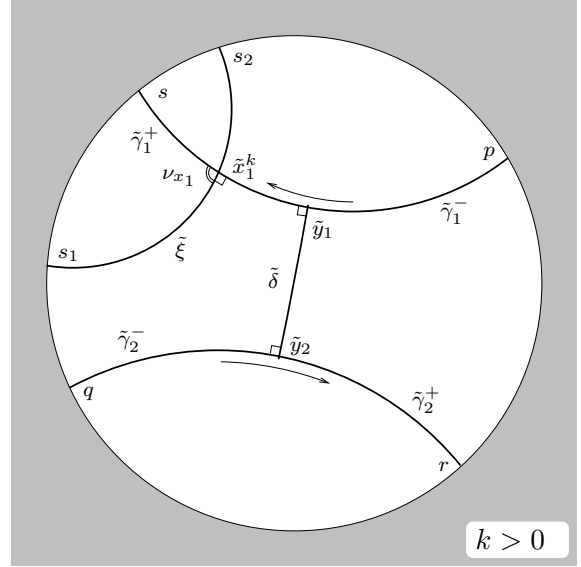
Theorem 3.3. *With the above notation, if $\nu_x = \pi/2$ for every $x \in \xi \cap (\gamma_1 \cup \gamma_2)$, then*

$$\frac{\partial}{\partial \tau_\xi}(h) = \frac{1}{2} \sum_{x_1 \in \xi \cap \gamma_1} \frac{\sinh(p_1/2 - d(y_1, x_1))}{\sinh(p_1/2)} + \frac{1}{2} \sum_{x_2 \in \xi \cap \gamma_2} \frac{\sinh(p_2/2 - d(y_2, x_2))}{\sinh(p_2/2)}$$

where $p_i = \ell(\gamma_i)$.

Remark 3.4. To check that the result and the coefficients in the formula above are reasonable, think of the case when ξ intersects γ_1 in one point x_1 very close to y_1 and it does not intersect γ_2 . The derivative is close to $1/2$. In fact, after performing a left twist of length ε along ξ , the new geodesic γ_1 will interpolate the two broken branches of the old γ_1 , and so it will be farther from γ_2 by $\varepsilon/2$.

Choose $\pi : \mathbb{H} \rightarrow R$ a uniformization and pick a closed arc $\tilde{\delta} \in \mathbb{H}$ that is mapped homeomorphically to δ by π . Call \tilde{y}_i the endpoint of $\tilde{\delta}$ mapped to y_i . Let $\tilde{\gamma}_i$ be the lift of γ_i passing through \tilde{y}_i and call $p, q, r, s \in \mathbb{R}$ their ideal endpoints in such a way that $\tilde{\gamma}_1 = \widehat{ps}$, $\tilde{\gamma}_2 = \widehat{qr}$ and $p \prec s \prec q \prec r \prec p$ in the cyclic order \prec of $\mathbb{R} \cong S^1$. Call the portions $\tilde{\gamma}_1^+ := \widehat{\tilde{y}_1 s} \subset \tilde{\gamma}_1$ (resp. $\tilde{\gamma}_1^- := \widehat{p \tilde{y}_1} \subset \tilde{\gamma}_1$) and $\tilde{\gamma}_2^+ := \widehat{\tilde{y}_2 r} \subset \tilde{\gamma}_2$ (resp. $\tilde{\gamma}_2^- := \widehat{q \tilde{y}_2} \subset \tilde{\gamma}_2$) *positive* (resp. *negative*). A lift $\tilde{\xi}$ of ξ does not intersect $\tilde{\delta}$ and it may intersect at most one of the four geodesic segments $\tilde{\gamma}_i^\pm$.



Pick $x_i \in \gamma_i \cap \xi$ and let \tilde{x}_i^0 the lift of x_i which belongs to $\tilde{\gamma}_i^+$ and which is closest to \tilde{y}_i . Consider γ_i as a loop based at x_i and define \tilde{x}_i^k to be the endpoint of the lift of $(\gamma_i)^k$ that starts at \tilde{x}_i^0 for every $k \in \mathbb{Z}$. Clearly, $\tilde{x}_i^k \in \tilde{\gamma}_i^+$ for $k \geq 0$ and $\tilde{x}_i^k \in \tilde{\gamma}_i^-$ for $k < 0$. Notice that the distance with sign $d(\tilde{y}_i, \tilde{x}_i^k)$ (that is, the length of the portion of $\tilde{\gamma}_i$ running from

\tilde{y}_i to \tilde{x}_i^k in the positive direction) is exactly $d(y_i, x_i) + kp_i$. Call $\tilde{\xi}(\tilde{x}_i^k)$ the only lift of ξ that passes through \tilde{x}_i^k .

The derivative $\partial(p, q, r, s)/\partial\tau_{\tilde{\xi}}$, which we will denote by $\partial_{\tilde{\xi}}(p, q, r, s)$ for brevity, is the sum of $\partial_{\tilde{\xi}}(p, q, r, s)$ for all lifts $\tilde{\xi}$ of ξ . Notice immediately that the deformation along $\tilde{\xi}$ does not contribute if $\tilde{\xi}$ does not intersect $\tilde{\gamma}_1 \cup \tilde{\gamma}_2$.

Define the contribution of $x_i \in \xi \cap \gamma_i$ to $\partial(p, q, r, s)/\partial\tau_{\xi}$ as

$$\frac{\partial(p, q, r, s)}{\partial\tau_{\xi, x_i}} := \sum_{k \in \mathbb{Z}} \frac{\partial(p, q, r, s)}{\partial\tau_{\tilde{\xi}(\tilde{x}_i^k)}}$$

3.4. Proof of Theorem 3.3. Now we compute the contribution of $x_1 \in \xi \cap \gamma_1$, that is the contribution of the Fenchel-Nielsen infinitesimal deformation along $\tilde{\xi}(\tilde{x}_1^k)$ for $x_1 \in \xi \cap \gamma_1$.

3.4.1. Contribution of $\tilde{\xi}(\tilde{x}_1^k)$ for $k \geq 0$. Let $\tilde{\xi}(\tilde{x}_1^k) = s_1 \widehat{s_2}$ in such a way that $s \in (s_2, s_1)$ and call D_k the geodesic segment joining \tilde{y}_1 and \tilde{x}_1^k .

Lemma 3.2 gives us

$$\partial_{s_1 \widehat{s_2}}(p, q, r, s) = (p, q, r, s)[(q, s_1, s_2, s) - (p, s_1, s_2, s)]$$

The geodesics $\tilde{\gamma}_1 = \widehat{ps}$ and $s_1 \widehat{s_2}$ intersect orthogonally. Hence, $(p, s_1, s_2, s) = 1/2$ and so $(q, s_1, s_2, s) - (p, s_1, s_2, s) = 1/2 \cos(\pi - \vartheta)$. We have so far obtained

$$\partial_{s_1 \widehat{s_2}}(p, q, r, s) = \frac{1}{2}(p, q, r, s) \cos(\pi - \vartheta) = -\frac{1}{2}(p, q, r, s) \cos(\vartheta)$$

where ϑ is the angle shown in the picture below.

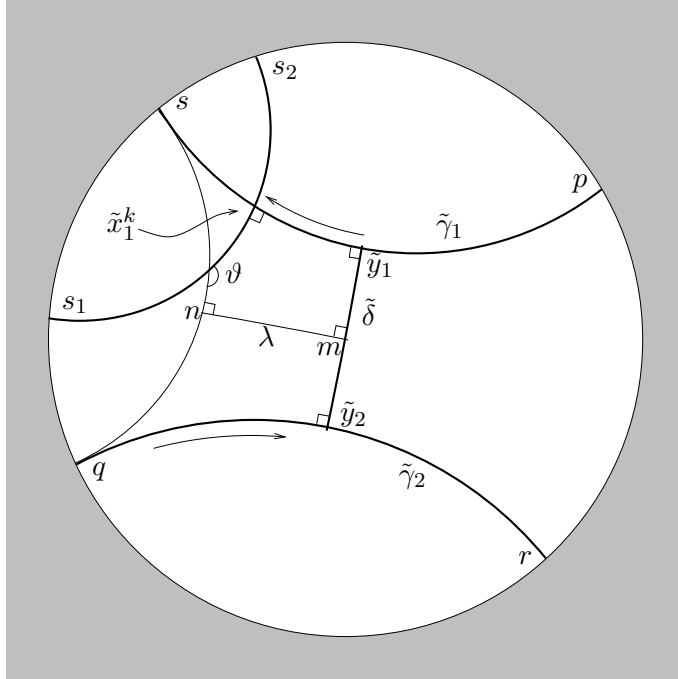


FIGURE 2. Picture for $k \geq 0$

Let m be the midpoint of $\tilde{\delta}$ and let λ be the geodesic segment that meets $\tilde{\delta}$ and \widehat{qs} orthogonally. Notice that, if p, q, r, s are fixed, then $s_1 \widehat{s_2}$ is uniquely determined by $\ell(D_k)$ and $\cos(\vartheta)$ is a real-analytic function of $\ell(D_k)$.

In the picture above, we are assuming that $s_1 \widehat{s_2}$ does not meet λ , but the formula for $\cos(\vartheta)$ we will derive in this case will hold even in the case when $s_1 \widehat{s_2}$ intersects λ , because of the real-analyticity mentioned above.

Applying part (a) of Lemma A.2 to the quadrilateral $(q \tilde{y}_2 m n)$, we obtain

$$\sinh(l) = \frac{1}{\sinh(h/2)} \implies \cosh(l) = \sqrt{1 + \frac{1}{\sinh^2(h/2)}} = \frac{1}{\tanh(h/2)}$$

where $h = \ell(\tilde{\delta})$ and $l = \ell(\lambda)$.

Applying Lemma A.3 to the pentagon $(\vartheta n m \tilde{y}_1 \tilde{x}_1^k)$, we obtain

$$\cosh(h/2) = \frac{\cosh(l) \cosh(d_k) + \cos(\vartheta)}{\sinh(l) \sinh(d_k)}$$

where $d_k = \ell(D_k)$. Thus

$$\begin{aligned} \cos(\vartheta) &= \cosh(h/2) \sinh(l) \sinh(d_k) - \cosh(l) \cosh(d_k) = \\ &= \frac{\sinh(d_k) - \cosh(d_k)}{\tanh(h/2)} = -\frac{\exp(-d_k)}{\tanh(h/2)} \end{aligned}$$

Hence, $\partial_{\tilde{\xi}(\tilde{x}_1^k)}(p, q, r, s) = (p, q, r, s) \frac{\exp(-d_k)}{2 \tanh(h/2)} = (p, q, r, s) \frac{\exp(-d_0 - kp_1)}{2 \tanh(h/2)}$, because $d_k = d_0 + kp_1$ for $k \geq 0$.

3.4.2. Contribution of $\tilde{\xi}(\tilde{x}_1^k)$ for $k < 0$. Let $\tilde{\xi}(\tilde{x}_1^k) = s_1 \widehat{s_2}$ in such a way that $p \in (s_1, s_2)$. Lemma 3.2 gives us

$$\partial_{s_1 \widehat{s_2}}(p, q, r, s) = (p, q, r, s)[(p, s_1, s_2, r) - (p, s_1, s_2, s)]$$

As in the previous case, $(p, s_1, s_2, s) = 1/2$ and so $(p, s_1, s_2, r) - (p, s_1, s_2, s) = 1/2 \cos(\vartheta)$. Thus

$$\partial_{s_1 \widehat{s_2}}(p, q, r, s) = \frac{1}{2}(p, q, r, s) \cos(\vartheta)$$

where ϑ is the angle shown in the picture below.


$$\begin{aligned}\cos(\vartheta) &= \cosh(h/2) \sinh(l) \sinh(d_k) - \cosh(l) \cosh(d_k) = \\ &= \frac{\sinh(d_k) - \cosh(d_k)}{\tanh(h/2)} = -\frac{\exp(-d_k)}{\tanh(h/2)}\end{aligned}$$

3.4.3. *Contribution of x_1 .* From the computations above, we obtain

$$\begin{aligned} \frac{\partial(p, q, r, s)}{\partial \tau_{\xi, x_1}} &= \sum_{k \geq 0} \frac{\partial(p, q, r, s)}{\partial \tau_{\tilde{\xi}(\tilde{x}_1^k)}} + \sum_{k < 0} \frac{\partial(p, q, r, s)}{\partial \tau_{\tilde{\xi}(\tilde{x}_1^k)}} = \\ &= (p, q, r, s) \left(\sum_{k \geq 0} \frac{\exp(-d_0 - kp_1)}{2 \tanh(h/2)} - \sum_{k < 0} \frac{\exp(d_0 + kp_1)}{2 \tanh(h/2)} \right) = \\ &= \frac{(p, q, r, s)}{2 \tanh(h/2)} \left(\exp(-d_0) \sum_{k \geq 0} [\exp(-p_1)]^k - \exp(d_0 - p_1) \sum_{j \geq 0} [\exp(-p_1)]^j \right) = \\ &= \frac{(p, q, r, s)}{2 \tanh(h/2)} \frac{\exp(-d_0) - \exp(d_0 - p_1)}{1 - \exp(-p_1)} \end{aligned}$$

Multiplying and dividing by $\exp(p_1/2)$, we get

$$(2) \quad \frac{\partial(p, q, r, s)}{\partial \tau_{\xi, x_1}} = \frac{(p, q, r, s)}{2 \tanh(h/2)} \frac{\sinh(p_1/2 - d(y_1, x_1))}{\sinh(p_1/2)}$$

because $d_0 = d(\tilde{y}_1, \tilde{x}_1^0) = d(y_1, x_1)$.

3.4.4. *Contribution of x_2 .* Because of the symmetry between γ_1 and γ_2 , we can apply the same argument above to every point $x_2 \in \xi \cap \gamma_2$. Hence, we obtain

$$(3) \quad \frac{\partial(p, q, r, s)}{\partial \tau_{\xi, x_2}} = \frac{(p, q, r, s)}{2 \tanh(h/2)} \frac{\sinh(p_2/2 - d(y_2, x_2))}{\sinh(p_2/2)}$$

End of the proof of Theorem 3.3. Differentiating the relation $\log |(p, q, r, s)| = \log \sinh^2(h/2)$ we get

$$\frac{dh}{d(p, q, r, s)} = \frac{\tanh(h/2)}{(p, q, r, s)}$$

Using Equations 2 and 3 and the chain rule

$$\frac{\partial h}{\partial \tau_{\xi}} = \frac{dh}{d(p, q, r, s)} \frac{\partial(p, q, r, s)}{\partial \tau_{\xi}}$$

we get the result. □

3.5. The case with non-orthogonal intersections. It turns out that the result can be extended to the case when the ν 's are not necessarily right angles. We will denote by $(x_i, x_j) \sim \delta$ an oriented segment to ξ running between $x_i \in \xi \cap \gamma_i$ and $x_j \in \xi \cap \gamma_j$, which is homotopic to δ through a homotopy that moves x_i along γ_i in the negative direction (and so x_j along γ_j in the positive direction).

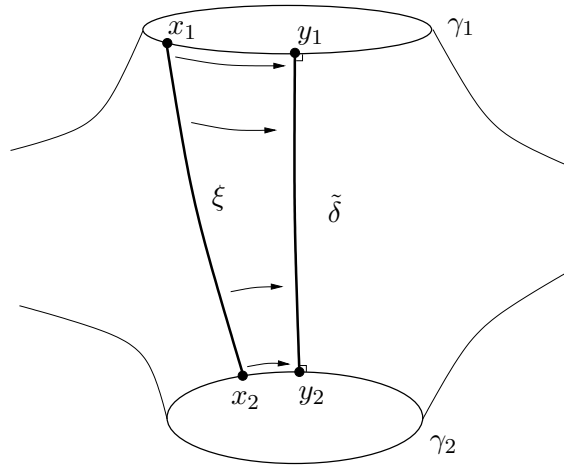


FIGURE 4. Example of (x_1, x_2) isotopic to δ

Theorem 3.5. *If ξ does not intersect the geodesic arc δ , then*

$$\frac{\partial}{\partial \tau_{\xi}}(h) = \frac{1}{2} \sum_{x_1 \in \xi \cap \gamma_1} \frac{\sinh(p_1/2 - d(y_1, x_1))}{\sinh(p_1/2)} \sin(\nu_{x_1}) +$$

As before, the picture does not exhaust all the possible cases, but the formula we will find will hold in all cases, because of the analyticity mentioned above.

From the previous computations, we know that $\cos \beta = \frac{\exp(-d_k)}{\tanh(h/2)}$.

Call e the length of the segment from \tilde{x}_1^k to the vertex of β and f the length of the segment from \tilde{x}_1^k to the vertex of ϑ .

$$\cosh e = \frac{\cos \beta \cos(\pi/2) + \cos 0}{\sin \beta \sin(\pi/2)} = \frac{1}{\sin \beta} \implies \tanh e = \cos \beta$$

and $\cosh f = \frac{-\cos \nu \cos \vartheta + 1}{\sin \nu \sin \vartheta}$ because of part (b) of Lemma A.1 applied to the triangles $(\beta \tilde{x}_1^k s)$ and $(\vartheta \tilde{x}_1^k, s)$. We also have

$$\frac{\sin \vartheta}{\sinh e} = \frac{\sin \beta}{\sinh f} \implies \sin \vartheta \sinh f = \cos \beta$$

because of part (a) of Lemma A.1 applied to $(\tilde{x}_1^k \vartheta \beta)$. From $\sinh^2 f \sin^2 \vartheta = \cos^2 \beta$ we obtain

$$\frac{\exp(-2d_k)}{\tanh^2(h/2)} = \frac{(1 - \cos \nu \cos \vartheta)^2 - \sin^2 \nu \sin^2 \vartheta}{\sin^2 \nu}$$

Simplifying the expression, we get

$$(\cos \nu - \cos \vartheta)^2 = \frac{\exp(-2d_k) \sin^2 \nu}{\tanh^2(h/2)}$$

As $\nu < \vartheta$, we finally obtain

$$\cos \nu - \cos \vartheta = \frac{\exp(-d_k) \sin \nu}{\tanh(h/2)}$$

and so $\partial_{s_1 s_2} (p, q, r, s) = \frac{(p, q, r, s)}{2 \tanh(h/2)} \exp(-d_k) \sin \nu$.

3.5.2. *Contribution of $\tilde{\xi}(\tilde{x}_1^k)$ for $k < 0$.* Arguing as in the case $k \geq 0$, we obtain

$$\cos \vartheta + \cos \nu = -\frac{\exp(-d_k) \sin \nu}{\tanh(h/2)}$$

Hence, we obtain

$$\begin{aligned} \partial_{s_1 s_2} (p, q, r, s) &= (p, q, r, s) [(p, s_1, s_2, r) - (p, s_1, s_2, s)] = \\ &= \frac{(p, q, r, s)}{2} (\cos \vartheta + \cos \nu) = \\ &= -\frac{(p, q, r, s)}{2 \tanh(h/2)} \exp(-d_k) \sin \nu \end{aligned}$$

3.5.3. *The first two terms.* Similarly to the case with right angles, we get

$$\frac{\partial(p, q, r, s)}{\partial \tau_{\xi, x_1}} = \frac{(p, q, r, s)}{2 \tanh(h/2)} \frac{\sinh(p_1/2 - d(y_1, x_1))}{\sinh(p_1/2)} \sin(\nu_{x_1})$$

if no $\tilde{\xi}(\tilde{x}_1^k)$ intersects $\tilde{\gamma}_2$.

Similarly, if no $\tilde{\xi}(\tilde{x}_2^k)$ intersects $\tilde{\gamma}_1$, we obtain

$$\frac{\partial(p, q, r, s)}{\partial \tau_{\xi, x_2}} = \frac{(p, q, r, s)}{2 \tanh(h/2)} \frac{\sinh(p_2/2 - d(y_2, x_2))}{\sinh(p_2/2)} \sin(\nu_{x_2})$$

This completes the computations, if no segment of ξ is isotopic to δ .

3.5.4. *The new term.* If a segment (x_1, x_2) of ξ is isotopic to δ through an isotopy that moves x_1 along γ_1 negatively, then the lift $\tilde{\xi}(\tilde{x}_1^0)$ intersects also $\tilde{\gamma}_2$ in \tilde{x}_2^{-1} .

Hence, we have to subtract the two terms $\exp(-d(y_1, x_1)) \sin(\nu_{x_1})$ and $-\exp(d(y_2, x_2) - p_2) \sin(\nu_{x_2})$ and we have to correctly compute the contribution of $\tilde{\xi}(\tilde{x}_1^0)$. By Lemma 3.2

$$\partial_{s_1 s_2} (p, q, r, s) = (p, q, r, s) [(s, s_1, s_2, q) - (r, s_1, s_2, q) + (q, s_1, s_2, s) - (p, s_1, s_2, s)]$$

which gives $\partial_{s_1 s_2} (p, q, r, s) = (p, q, r, s) (\cos \nu_{x_1} + \cos \nu_{x_2})$.

We get a similar contribution for segments $(x_2, x_1) \subset \xi$ isotopic to δ .

3.5.5. *The case of $(x_i, x_j) \sim \delta$.* The proof of last remark in Theorem 3.5 is just a computation of hyperbolic trigonometry. We will discuss only the case when $(x_1, x_2) \sim \delta$ (shown in Figure 5): the other case $(x_2, x_1) \sim \delta$ is similar.

Call t_k the length (without sign) of the geodesic segment joining x_k and y_k , and let $\nu_k = \nu_{x_k}$.

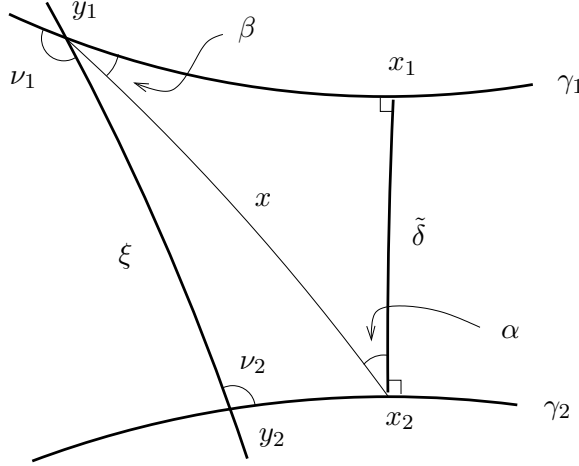


FIGURE 5. The case $(x_1, x_2) \sim \delta$

By part (a) of Lemma A.1 applied to the triangle $(y_1 y_2 x_2)$, we have

$$\sin \nu_2 \sinh t_2 = \sinh x \sin(\beta + \nu_1)$$

From the triangle $(x_1 x_2 y_1)$, we get

$$\sinh x \sin \beta = \sinh(h) \quad \text{and} \quad \sin \alpha \sinh x = \sinh t_1$$

by the sine law and

$$\cosh x = \cosh t_1 \cosh(h) \quad \text{and} \quad \cosh(h) \sin \alpha = \cos \beta$$

by the cosine law. So that

$$\sin \nu_2 \sinh t_2 = \sinh(h) \cos \nu_1 + \sinh(h) \sin \nu_1 \tan \beta$$

As $\tan \beta = \frac{\sinh(h)}{\sinh x \sin \alpha \cosh(h)}$, we then obtain

$$\begin{aligned} \sin \nu_2 \sinh t_2 &= \sinh(h) \cos \nu_1 + \cosh(h) \sin \nu_1 \sinh t_1 \quad \text{and similarly} \\ \sin \nu_1 \sinh t_1 &= -\sinh(h) \cos \nu_2 + \cosh(h) \sin \nu_2 \sinh t_2 \end{aligned}$$

After a final substitution, we get

$$\begin{aligned} \sinh t_1 &= \frac{\cos \nu_2 - \cos \nu_1 \cosh(h)}{\sin \nu_1 \sinh(h)} \\ \sinh t_2 &= \frac{-\cos \nu_1 + \cos \nu_2 \cosh(h)}{\sin \nu_2 \sinh(h)} \end{aligned}$$

4. THE WEIL-PETERSSON POISSON STRUCTURE

In this section we want to prove the following.

Theorem 4.1. *Let S be a compact hyperbolic surface with boundary components \mathcal{C} and no cusps. If $\underline{\alpha} = \{\alpha_1, \dots, \alpha_{6g-6+3n}\}$ is a triangulation of S , then the Weil-Petersson bivector field on $\mathcal{T}(S)$ can be written as*

$$\eta_S = \frac{1}{4} \sum_{C \in \mathcal{C}} \sum_{\substack{y_i \in \alpha_i \cap C \\ y_j \in \alpha_j \cap C}} \frac{\sinh(p_C/2 - d_C(y_i, y_j))}{\sinh(p_C/2)} \frac{\partial}{\partial a_i} \wedge \frac{\partial}{\partial a_j}$$

where $a_i = \ell(\alpha_i)$, $p_C = \ell(C)$ and $d_C(y_i, y_j)$ is the length of geodesic arc running from y_i to y_j along C in the positive direction.

Remark 4.2. The statement of the theorem still holds if we consider a surface S with boundary not consisting only of cusps and we interpret $\mathcal{T}(S)$ as the space of maps $[f : S \rightarrow \Sigma]$, where f° is a diffeomorphism and f can contract a boundary circle to a point but $f(\text{cusps})$ are cusps of Σ . In this case, the sum only ranges over the boundary components of S in \mathcal{C} which are not cusps.

Proof. The triangulation $\underline{\alpha}$ of S determines a pair of pants decomposition $\{\hat{\alpha}_1, \dots, \hat{\alpha}_{6g-6+3n}\}$ of the double dS , where $\hat{\alpha}_i$ is the double of α_i .

By Wolpert's theorem (see Subsection 1.6), the Weil-Petersson bivector field on $\mathcal{T}(dS)$ can be written as

$$\eta_{dS} = - \sum_{i=1}^{6g-6+3n} \frac{\partial}{\partial \ell_i} \wedge \frac{\partial}{\partial \tau_i}$$

where $\ell_i = \ell(\hat{\alpha}_i)$ and τ_i is the twist parameter associated to $\hat{\alpha}_i$. Really, we can fix the conventions about the twist parameters so that the restrictions of the τ_i 's to the image of

the embedding $D : \mathcal{T}(S) \hookrightarrow \mathcal{T}(dS)$ vanish. Moreover, when we restrict to $D(\mathcal{T}(S))$, we also have $\ell_i = a_i + a'_i$ and $\frac{\partial}{\partial \ell_i} = \frac{1}{2} \left(\frac{\partial}{\partial a_i} + \frac{\partial}{\partial a'_i} \right)$.

Proposition 1.6 tells us that $(\pi_\iota)_* \left(\eta_{dS} \Big|_{\mathcal{T}(S)} \right) = \eta_S$ is the Weil-Petersson bivector field on $\mathcal{T}(S)$, where $\pi_\iota : \mathcal{T}(dS) \rightarrow \mathcal{T}(S)$ associates to $[f : dS \rightarrow R]$ the “half” of the surface R corresponding to $f(\iota(S))$.

Now, let's consider the following diagram

$$\begin{array}{ccccccc}
 0 & \longrightarrow & T_{d\Sigma} \mathcal{T}(dS) & \xrightarrow{\varphi} & T_\Sigma \mathcal{T}(S) \oplus T_\Sigma \mathcal{T}(S)' \oplus \left(\bigoplus_C \mathbb{R} \frac{\partial}{\partial \tau_C} \right) & \longrightarrow & \bigoplus_C \mathbb{R} \frac{\partial}{\partial p_C} \longrightarrow 0 \\
 & & & \searrow \pi_\iota & \downarrow \pi_1 & & \\
 & & & & T_\Sigma \mathcal{T}(S) & &
 \end{array}$$

where π_1 is the projection onto the first summand. Clearly, at Σ

$$\varphi \left(\frac{\partial}{\partial \tau_i} \right) = \sum_j \frac{\partial a_j}{\partial \tau_i} \frac{\partial}{\partial a_j} + \sum_k \frac{\partial a'_k}{\partial \tau_i} \frac{\partial}{\partial a'_k} + \sum_{C \in \mathcal{C}} \frac{\partial \tau_C}{\partial \tau_i} \frac{\partial}{\partial \tau_C}$$

using the bases $\{\partial/\partial a_i\}$ for $T_\Sigma \mathcal{T}(S)$ and $\{\partial/\partial a'_i\}$ for $T_\Sigma \mathcal{T}(S)'$. Hence

$$(\pi_\iota)_* \frac{\partial}{\partial \tau_i} = \sum_j \frac{\partial a_j}{\partial \tau_i} \frac{\partial}{\partial a_j}$$

Moreover, $(\pi_\iota)_* \frac{\partial}{\partial \ell_i} = \frac{1}{2} \frac{\partial}{\partial a_i}$. As a consequence, we deduce

$$\eta_S = -\frac{1}{2} \sum_{i,j} \frac{\partial a_j}{\partial \tau_i} \frac{\partial}{\partial a_i} \wedge \frac{\partial}{\partial a_j}$$

Given an oriented arc $\vec{\alpha}_i$, call $y(\vec{\alpha}_i)$ the endpoint of $\vec{\alpha}_i$ and $C(\vec{\alpha}_i)$ the boundary component that contains $y(\vec{\alpha}_i)$.

Given two distinct oriented arcs $\vec{\alpha}_i$ and $\vec{\alpha}_j$ that end on the same component $C = C(\vec{\alpha}_i) = C(\vec{\alpha}_j)$, the distance $d(\vec{\alpha}_j, \vec{\alpha}_i)$ is the length of the path from $y(\vec{\alpha}_j)$ to $y(\vec{\alpha}_i)$ along C in the positive direction.

Applying Theorem 3.3, we obtain

$$\frac{\partial a_j}{\partial \tau_i} = \frac{1}{2} \sum_{\substack{\vec{\alpha}_j, \vec{\alpha}_i \\ C=C(\vec{\alpha}_j)=C(\vec{\alpha}_i)}} \frac{\sinh(p_C/2 - d(\vec{\alpha}_j, \vec{\alpha}_i))}{\sinh(p_C/2)}$$

where p_C is the length of C . Thus, we have

$$\eta_S = -\frac{1}{2} \sum_i \frac{\partial}{\partial a_i} \wedge \frac{\partial}{\partial \tau_i} = -\frac{1}{2} \sum_{i,j} \left(\frac{\partial a_j}{\partial \tau_i} \right) \frac{\partial}{\partial a_i} \wedge \frac{\partial}{\partial a_j} =$$

$$= \frac{1}{4} \sum_{\substack{\vec{\alpha}_i, \vec{\alpha}_j \\ C(\vec{\alpha}_i) = C(\vec{\alpha}_j)}} \frac{\sinh(p_C/2 - d(\vec{\alpha}_i, \vec{\alpha}_j))}{\sinh(p_C/2)} \frac{\partial}{\partial a_i} \wedge \frac{\partial}{\partial a_j}$$

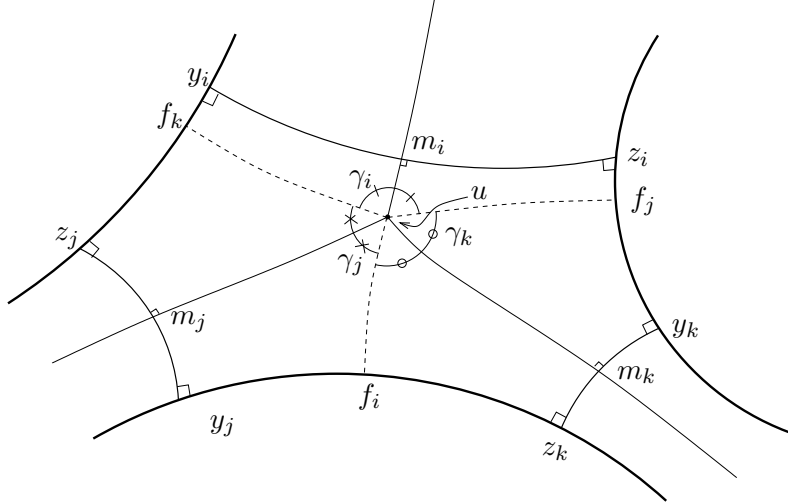
which can also be rewritten as

$$\eta_S = \frac{1}{4} \sum_{C \in \mathcal{C}} \sum_{\substack{y_i \in \alpha_i \cap C \\ y_j \in \alpha_j \cap C}} \frac{\sinh(p_C/2 - d_C(y_i, y_j))}{\sinh(p_C/2)} \frac{\partial}{\partial a_i} \wedge \frac{\partial}{\partial a_j}$$

□

4.1. The case of large boundary lengths. Let $\underline{\alpha} = \{\alpha_i\}$ be a triangulation of S and suppose that there is a sequence of points $[f_n : S \rightarrow \Sigma_n] \in \mathcal{T}(S)$ such that $a_i^{(n)} = \ell(f_n(\alpha_i)) \rightarrow 0$ (and so $s(\alpha_i)^{(n)} = \cosh(a_i^{(n)}) \rightarrow 1$) for $n \rightarrow +\infty$. We want to study the limit of η_S at $[f_n]$ for $n \rightarrow +\infty$.

Let $\vec{\alpha}_i, \vec{\alpha}_j, \vec{\alpha}_k$ be the oriented arcs that bound a hexagon in $S \setminus \bigcup_t \alpha_t$.



Remark 2.11 gives $\cos(\gamma_i) = \frac{s(\alpha_j)^2 + s(\alpha_k)^2 - s(\alpha_i)^2}{2s(\alpha_j)s(\alpha_k)} \rightarrow \frac{1}{2}$.

From $\sinh(w(\vec{\alpha}_i)) \sinh(a_i/2) = \cos(\gamma_i)$, we also have $a_i \exp(w_i/2) \rightarrow 2$, where $w_i = w_{\underline{\alpha}}(\alpha_i)$.

Hence, $w_i \asymp -2 \log(a_i/2)$ and $\frac{\partial}{\partial a_i} \asymp -\exp(w_i/2) \frac{\partial}{\partial w_i}$ in the limit.

Let $\vec{\alpha}_i$ and $\vec{\alpha}_q$ be arcs with endpoints belonging to the same boundary component C and suppose that the positive path along C from the endpoint of $\vec{\alpha}_i$ to the endpoint of $\vec{\alpha}_q$ meets the oriented arcs $\alpha_{i_0}, \alpha_{i_1}, \dots, \alpha_{i_l}$ (with $i_0 = i$ and $i_l = q$). Then, $d_C(\vec{\alpha}_i, \vec{\alpha}_q) = \sum_{r=1}^l d_C(\vec{\alpha}_{i_{r-1}}, \vec{\alpha}_{i_r})$ and in the limit $d_C(\vec{\alpha}_i, \vec{\alpha}_q) \asymp \frac{w_i + w_q}{2} + \sum_{r=1}^{l-1} w_r$.

Also, $\frac{\sinh(p_C/2 - d_C(\vec{\alpha}_i, \vec{\alpha}_q))}{\sinh(p_C/2)} \asymp \exp(-d_C(\vec{\alpha}_i, \vec{\alpha}_q)) - \exp(d_C(\vec{\alpha}_i, \vec{\alpha}_q) - p_C)$.

Let's compute the limit of the contribution of $(\vec{\alpha}_i, \vec{\alpha}_q)$ to η_S .

If $\vec{\alpha}_q$ comes just after $\vec{\alpha}_i$ (that is, $\vec{\alpha}_q = \overleftarrow{\alpha}_j$ in the picture), then we obtain a contribution

$$\asymp \frac{1}{4} \left[\exp \left(-\frac{w_i + w_q}{2} \right) - \exp \left(\frac{w_i + w_q}{2} - p_C \right) \right] \exp \left(\frac{w_i + w_q}{2} \right) \frac{\partial}{\partial w_i} \wedge \frac{\partial}{\partial w_q}$$

which tends to 0 if $\vec{\alpha}_i$ and $\vec{\alpha}_q$ are the only oriented arcs incident on C , and tends to $\frac{1}{4} \frac{\partial}{\partial w_i} \wedge \frac{\partial}{\partial w_q}$ otherwise. We get a similar result if $\vec{\alpha}_q$ is the oriented arc that comes just before $\vec{\alpha}_i$ along C .

On the contrary, if $\vec{\alpha}_i$ and $\vec{\alpha}_q$ are not adjacent, then we get a contribution

$$\asymp \frac{1}{4} \left[\exp \left(-\frac{w_i + w_q}{2} - \sum_{r=1}^{l-1} w_r \right) - \exp \left(\frac{w_i + w_q}{2} + \sum_{r=1}^{l-1} w_r - p_C \right) \right] \cdot \exp \left(\frac{w_i + w_q}{2} \right) \frac{\partial}{\partial w_i} \wedge \frac{\partial}{\partial w_q}$$

whose coefficient tends to zero, because all the w_r 's diverge in the limit.

Let's use the following normalization: $\tilde{w}_i := \frac{2w_i}{\sum_C p_C}$, so that $\sum_i w_i = 1$ and $\sum_C p_C = 2$.

Then, $\frac{\partial}{\partial w_i} = \frac{2}{\sum_C p_C} \frac{\partial}{\partial \tilde{w}_i}$ and we obtain the following.

Theorem 4.3. *Let $\underline{\alpha} = \{\alpha_i\}$ is a triangulation of S and suppose that there is a sequence of points $[f_n : S \rightarrow \Sigma_n] \in \mathcal{T}(S)$ such that $a_i^{(n)} = \ell(f_n(\alpha_i)) \rightarrow 0$ for $n \rightarrow +\infty$. Call $\eta_S^{(n)} = (\eta_S)_{[f_n]}$ and let $\tilde{\eta}_S^{(n)} = \left(\frac{1}{2} \sum_C p_C^{(n)} \right)^2 \eta_S^{(n)}$. Then*

$$\lim_{n \rightarrow \infty} \tilde{\eta}_S^{(n)} = \frac{1}{2} \sum_{h \in H} \left(\frac{\partial}{\partial \tilde{w}_i} \wedge \frac{\partial}{\partial \tilde{w}_j} + \frac{\partial}{\partial \tilde{w}_j} \wedge \frac{\partial}{\partial \tilde{w}_k} + \frac{\partial}{\partial \tilde{w}_k} \wedge \frac{\partial}{\partial \tilde{w}_i} \right)$$

where H is the collection of hexagons in $S \setminus \bigcup_t \alpha_t$ and $(\alpha_i, \alpha_j, \alpha_k)$ is the cyclically ordered triple of arcs that bound $h \in H$.

We can also compute the class of the limit of $\tilde{\eta}_S^{(n)}$ in a different way.

The following observations are due to Mirzakhani [Mir07].

The space $\mathcal{T}(S, x_1, \dots, x_n)$ is the Teichmüller space of surfaces together with a marked point x_C at each boundary component C . If we have points at the boundaries, we can also define a θ_C for each C , so that the symplectic Weil-Petersson form can be restored as $\sum_i d\ell_i \wedge d\tau_i + \sum_C dp_C \wedge d\theta_C$.

The forgetful map $\mathcal{T}(S, x_1, \dots, x_n) \rightarrow \mathcal{T}(S)$ is clearly a principal $T = (S^1)^n$ -bundle and the function $\mu = \frac{1}{2} \mathcal{L}^2 : \mathcal{T}(S, x_1, \dots, x_n) \rightarrow \mathbb{R}_+^n$ is a moment map for the action of T . Notice that all values of μ are regular. In fact, the Teichmüller space $(\mathcal{T}(S)(\underline{p}), \omega_{\underline{p}})$ is symplectomorphic to the symplectic reduction $\mu^{-1}(p_1^2/2, \dots, p_n^2/2)/T$.

Hence, using the coisotropic embedding theorem (see [Gui94], for instance), Mirzakhani could conclude that the following cohomological identity holds

$$[\omega_{\underline{p}}] = [\omega_0] + \frac{1}{2} \sum_C p_C^2 \psi_C$$

where ψ_C is the first Chern class of the circle bundle over $\mathcal{T}(S)$ associated to C . Call $\tilde{\omega}_{\underline{p}}$ the class obtained dividing $\omega_{\underline{p}}$ by $\left(\frac{1}{2} \sum_C p_C\right)^2$.

As $\tilde{\omega}_{\underline{p}}$ is dual to $\tilde{\eta}_{\underline{p}}$, we are interested in computing

$$[\tilde{\omega}_{\underline{p}}] = \frac{4[\omega_0] + 2 \sum_C p_C^2 \psi_C}{(\sum_C p_C)^2} \asymp \frac{1}{2} \sum_C \tilde{p}_C^2 \psi_C$$

where $\tilde{p}_C = \frac{2p_C}{\sum_i p_i}$.

However, the argument above involves cohomology classes: we would like to obtain a pointwise statement.

Theorem 2.14 gives us a homeomorphism $\Phi : \mathcal{T}(S) \rightarrow |\mathfrak{A}^\circ(S)|_{\mathbb{R}}$. The cells $|\underline{\alpha}|^\circ \subset |\mathfrak{A}^\circ(S)|_{\mathbb{R}}$ have affine coordinates $\{e_i\}$, where e_i is the weight of $\alpha_i \in \underline{\alpha}$, and $\Phi^*(e_i) = w_i$.

Kontsevich [Kon92] wrote a piecewise-linear 2-form Ω on $|\mathfrak{A}^\circ(S)|_{\mathbb{R}}$ representing (the pull-back from $\mathcal{M}(S)$ of) $\sum_C p_C^2 \psi_C$ and a piecewise-linear bivector field β , which is the dual of $\Omega/4$. The expression of β on the top-dimensional cells is the following

$$\beta = \sum_{h \in H} \left(\frac{\partial}{\partial e_i} \wedge \frac{\partial}{\partial e_j} + \frac{\partial}{\partial e_j} \wedge \frac{\partial}{\partial e_k} + \frac{\partial}{\partial e_k} \wedge \frac{\partial}{\partial e_i} \right)$$

and its normalized version is

$$\tilde{\beta} = \frac{4\beta}{(\sum_C p_C)^2} = \sum_{h \in H} \left(\frac{\partial}{\partial \tilde{e}_i} \wedge \frac{\partial}{\partial \tilde{e}_j} + \frac{\partial}{\partial \tilde{e}_j} \wedge \frac{\partial}{\partial \tilde{e}_k} + \frac{\partial}{\partial \tilde{e}_k} \wedge \frac{\partial}{\partial \tilde{e}_i} \right)$$

where $\tilde{e}_t = \frac{2e_t}{\sum_C p_C}$ and p_C is the sum of the weights of the arcs incident on C . By direct comparison of the explicit expressions for $\tilde{\beta}$ and $\tilde{\eta}$, we have the following.

Corollary 4.4. *As $n \rightarrow \infty$, the following limits*

$$(2\tilde{\eta} - \Phi^* \tilde{\beta})_{[f_n]} \rightarrow 0 \quad \text{and} \quad (2\tilde{\omega} - \Phi^* \tilde{\Omega})_{[f_n]} \rightarrow 0$$

hold pointwise, where $\tilde{\Omega} = \frac{4\Omega}{(\sum_C p_C)^2}$.

4.2. The case of small boundary lengths. Let S be a Riemann surface with boundary components C_1, \dots, C_n and $\chi(S) < 0$. Remember that $\mathcal{L} : \mathcal{T}(S) \rightarrow \mathbb{R}_{\geq 0}^n$ is the boundary length map, so that $\mathcal{L}^{-1}(0)$ is the locus of the surfaces whose boundary consists only of cusps.

Fix a decorated surface $([f], [\underline{p}]) \in \mathcal{L}^{-1}(0) \times \Delta^{n-1}$, where $f : S \rightarrow \Sigma$ and $\underline{p} = (p_1, \dots, p_n) \in \mathbb{R}_+^n$, such that $f(C_i)$ is the cusp x_i and $\text{Sp}_{fin}^*(\Sigma, \underline{p})$ is a triangulation.

Consider a sequence of points $[f_n : S \longrightarrow \Sigma_n] \in \mathcal{T}(S)$ such that $([f_n], [\mathcal{L}(f_n)])$ converges to $([f], [p])$ for $n \rightarrow +\infty$.

Penner has computed the pull-back through the forgetful map $F : \mathcal{L}^{-1}(0) \times \Delta^{n-1} \longrightarrow \mathcal{L}^{-1}(0) \subset \mathcal{T}(S)$ of the Weil-Petersson form.

Theorem 4.5 ([Pen92]). *Fix a triangulation $\underline{\alpha} = \{\alpha_i\}$ of S and let $a_i : \mathcal{L}^{-1}(0) \times (\Delta^{n-1})^\circ \longrightarrow \mathbb{R}_+$ be the length function of the portion of geodesic arc $\alpha_i \cap S_{tr}$ inside the truncated surface. Then the Weil-Petersson 2-form pulls back to*

$$F^*\omega = -\frac{1}{2} \sum_{t \in T} da_i \wedge da_j + da_j \wedge da_k + da_k \wedge da_i$$

where T is the set of (truncated) triangles in $S_{tr} \setminus \bigcup_i \alpha_i$ and $(\alpha_i, \alpha_j, \alpha_k)$ is the set of cyclically ordered arcs that bound the triangle t .

Notice that $\frac{\partial a_i}{\partial p_C} = -\frac{\langle \alpha_i, p_C \rangle}{p_C}$, where $\langle \alpha_i, p_C \rangle$ is the number of ends of α_i that belong to C . Thus, $F^*\omega_S$ does not depend on the choice of p_1, \dots, p_n (as it must be) as long as p_1, \dots, p_n are kept fixed.

Proposition 4.6. *With the above notation,*

$$\lim_{n \rightarrow \infty} (\omega \circ \eta)_{[f_n]}(da) = da + d \log(p_+) + d \log(p_-)$$

where $a = \ell(\alpha)$ and α joins C_+ and C_- . Hence, $\lim_{n \rightarrow \infty} F^*(\eta_{[f_n]})$ is the bilinear form dual to $F^*(\omega_{[f]})$ (as it must be).

Notice that the second assertion follows from the fact that the kernel of $T^*\mathcal{T}(S) \longrightarrow T^*\mathcal{T}(S)(\underline{p})$ is generated by dp_1, \dots, dp_n for every \underline{p} .

We need a little bit of notation. If $\vec{\alpha}_i$ is an oriented arc in a truncated surface, then call $f(\vec{\alpha}_i)$ the sum of the lengths of the two horocyclic arcs running from the starting point of $\vec{\alpha}_i$ to the next arcs.

We will also say that, fixed a triangulation $\underline{\alpha}$ and given a horocyclic arc h_x along C running from x to y , where x, y are consecutive points in $P_C := C \cap \left(\bigcup \alpha_i\right)$, then the arc *opposed to* h_x is the arc h_x^{op} opposed h_{xy} in the truncated triangle determined by x, y, h_x .

Pick a triangle $t \in T$ and let $\alpha_i, \alpha_j, \alpha_k$ be the (cyclically ordered) arcs that bound t . Then the length of the horocyclic arc between α_j and α_k is $2h_{T,i} = \frac{2\lambda_i}{\lambda_j \lambda_k}$. This implies

that $2\frac{\partial h_{T,i}}{\partial a_i} = h_{T,i}$, whereas $2\frac{\partial h_{T,i}}{\partial a_j} = -h_{T,i}$ and $2\frac{\partial h_{T,i}}{\partial a_k} = -h_{T,i}$. Because p_C is the sum of all the horocyclic arcs along C running between consecutive points of P_C , we easily get

$$dp_C = -\frac{1}{2} \sum_{\substack{\vec{\alpha}_i \text{ out} \\ \text{from } C}} f(\vec{\alpha}_i) da_i + \frac{1}{2} \sum_{x \in P_C} h_x dh_x^{op}$$

Let $\vec{\alpha}$ be an orientation of α and let C_+ be the “source” of $\vec{\alpha}$ and call $p_+ = \ell(C_+)$ and x_0 the starting point of $\vec{\alpha} \cap S_{tr}$. Define similarly C_- , p_- and y_0 .

Starting from $\vec{\alpha}$ and moving along C_+ in the positive direction, call $\vec{\beta}_1, \vec{\beta}_2, \dots, \vec{\beta}_k$ the (ordered) arcs outgoing from C_+ and let x_i be the starting point of $\vec{\beta}_i \cap S_{tr}$. Similarly, call $\vec{\gamma}_1, \dots, \vec{\gamma}_l$ the arcs outgoing from C_- and let y_j be their starting point. Denote by b_i the length of $S_{tr} \cap \beta_i$ and by c_j the length of $S_{tr} \cap \gamma_j$.

In analyzing $\omega \circ \eta(da)$, we get four different contributions: the contribution to da ; the contribution to db_1 (and similarly to db_k, dc_1, dc_l); the contribution to db_i for $i \neq 1, k$ (and similarly to dc_j for $j \neq 1, l$); the contribution to $dh_{x_i}^{op}$ for $i \neq 0, k$ (and similarly to $dh_{y_j}^{op}$ for $j \neq 0, l$). The other contributions are immediately seen to vanish.

A direct computation shows that

$$\begin{aligned} \omega \circ \eta(da) &= -\frac{da}{4} \left[-\left(1 - \frac{2d(x_0, x_k)}{p_+}\right) - \left(1 - \frac{2d(x_0, x_1)}{p_+}\right) + \right. \\ &\quad \left. - \left(1 - \frac{2d(y_0, y_1)}{p_-}\right) - \left(1 - \frac{2d(x_0, y_l)}{p_-}\right) \right] = \\ &= da - \frac{da}{2} \left(\frac{f(\vec{\alpha})}{p_+} + \frac{f(\overleftarrow{\alpha})}{p_-} \right) \end{aligned}$$

which is exactly the contribution to da of $da + d\log(p_+) + d\log(p_-)$.

Similar computations can be carried over in the other three cases.

APPENDIX A. SOME FORMULAE FROM HYPERBOLIC TRIGONOMETRY

The following results of elementary hyperbolic trigonometry are frequently used throughout the paper. Proofs can be found on [Rat94].

The first lemma is the statement of the hyperbolic laws of sines and cosines.

Lemma A.1. *Let A, B, C be the vertices of a hyperbolic triangle with angles α, β, γ (resp. at A, B, C).*

(a) *(sine law)*

$$\frac{\sin \alpha}{\sinh(BC)} = \frac{\sin \beta}{\sinh(AC)} = \frac{\sin \gamma}{\sinh(AB)}$$

(b) *(cosine law)*

$$\begin{aligned} \cosh(AB) &= \frac{\cos \alpha \cos \beta + \cos \gamma}{\sin \alpha \sin \beta} \\ \cos(\alpha) &= \frac{\cosh(AB) \cosh(AC) - \cosh(BC)}{\sinh(AB) \sinh(AC)} \end{aligned}$$

The following lemma is about quadrilaterals with at least two right angles.

Lemma A.2. *Let A, B, C, D be the vertices of a hyperbolic quadrilateral.*

(a) *If the angles at A, B, C are right, then*

$$\sinh(AB) \cdot \sinh(BC) = \cos(\gamma)$$

where γ is the angle at D .

(b) If the angles at C and D are right, then

$$\cosh(AB) = \frac{\cos(\alpha) \cos(\beta) + \cosh(CD)}{\sin(\alpha) \sin(\beta)}$$

where α is the angle at A and β is the angle at B .

The next lemma is about pentagons with four right angles.

Lemma A.3. *Let A, B, C, D, E be the vertices of a hyperbolic pentagon with four right angles at A, B, C, D . Then*

$$\cosh(BC) = \frac{\cosh(AB) \cdot \cosh(CD) + \cos(\gamma)}{\sinh(AB) \cdot \sinh(CD)}$$

where γ is the angle at E (which is thus opposed to BC).

The last lemma deals with the well-known case of hexagons with six right angles.

Lemma A.4. *Let A, B, C, D, E, F be the vertices of a hyperbolic hexagon with six right angles. Then*

$$\cosh(BC) = \frac{\cosh(AB) \cdot \cosh(CD) + \cosh(EF)}{\sinh(AB) \cdot \sinh(CD)}.$$

REFERENCES

- [ACGH] Enrico Arbarello, Maurizio Cornalba, Phillip Griffiths, and Joe Harris, *Geometry of Algebraic Curves II*, book in preparation.
- [BE88] B. H. Bowditch and D. B. A. Epstein, *Natural triangulations associated to a surface*, *Topology* **27** (1988), no. 1, 91–117.
- [CDG06] Mauro Carfora, Claudio Dappiaggi, and Valeria Gili, *Triangulated surfaces in twistor Space: a kinematical set-up for open/closed string duality*, e-print:hep-th/0607146, 2006.
- [EP88] D. B. A. Epstein and R. C. Penner, *Euclidean decompositions of noncompact hyperbolic manifolds*, *J. Differential Geom.* **27** (1988), no. 1, 67–80.
- [Gol84] William M. Goldman, *The symplectic nature of fundamental groups of surfaces*, *Adv. in Math.* **54** (1984), no. 2, 200–225.
- [Gui94] Victor Guillemin, *Moment maps and combinatorial invariants of Hamiltonian T^n -spaces*, *Progress in Mathematics*, vol. 122, Birkhäuser Boston Inc., Boston, MA, 1994.
- [Har86] John L. Harer, *The virtual cohomological dimension of the mapping class group of an orientable surface*, *Invent. Math.* **84** (1986), no. 1, 157–176.
- [HZ86] John Harer and Don Zagier, *The Euler characteristic of the moduli space of curves*, *Invent. Math.* **85** (1986), no. 3, 457–485.
- [Koj90] Sadayoshi Kojima, *Polyhedral decomposition of hyperbolic manifolds with boundary*, *On the Geometric Structure of Manifolds. Proceedings of Workshops in Pure Mathematics, Vol.10, Part III* (Dong Pyo Chi, ed.), 1990, pp. 37–57.
- [Kon92] Maxim Kontsevich, *Intersection theory on the moduli space of curves and the matrix Airy function*, *Comm. Math. Phys.* **147** (1992), no. 1, 1–23.
- [Luo06] Feng Luo, *On the Teichmüller Space of Surfaces with Boundary*, To appear on *Duke Mathematical Journal*, 2006.
- [Mas76] Howard Masur, *Extension of the Weil-Petersson metric to the boundary of Teichmüller space*, *Duke Math. J.* **43** (1976), no. 3, 623–635.
- [McS98] Greg McShane, *Simple geodesics and a series constant over Teichmüller space*, *Invent. Math.* **132** (1998), no. 3, 607–632.
- [Mir07] Maryam Mirzakhani, *Weil-Petersson volumes and intersection theory on the moduli space of curves*, *J. Amer. Math. Soc.* **20** (2007), no. 1, 1–23.

- [Mor84] Shigeyuki Morita, *Characteristic classes of surface bundles*, Bull. Amer. Math. Soc. (N.S.) **11** (1984), no. 2, 386–388.
- [Mum83] David Mumford, *Towards an enumerative geometry of the moduli space of curves*, Arithmetic and geometry, Vol. II, Birkhäuser Boston, Boston, MA, 1983, pp. 271–328.
- [Pen87] R. C. Penner, *The decorated Teichmüller space of punctured surfaces*, Comm. Math. Phys. **113** (1987), no. 2, 299–339.
- [Pen88] ———, *Perturbative series and the moduli space of Riemann surfaces*, J. Differential Geom. **27** (1988), no. 1, 35–53.
- [Pen92] ———, *Weil-Petersson volumes*, J. Differential Geom. **35** (1992), no. 3, 559–608.
- [Rat94] John G. Ratcliffe, *Foundations of hyperbolic manifolds*, Graduate Texts in Mathematics, vol. 149, Springer-Verlag, New York, 1994.
- [Str84] Kurt Strebel, *Quadratic differentials*, Springer-Verlag, Berlin, 1984.
- [Ush99] Akira Ushijima, *A canonical cellular decomposition of the Teichmüller space of compact surfaces with boundary*, Comm. Math. Phys. **201** (1999), no. 2, 305–326.
- [Wit91] Edward Witten, *Two-dimensional gravity and intersection theory on moduli space*, Surveys in differential geometry (Cambridge, MA, 1990), Lehigh Univ., Bethlehem, PA, 1991, pp. 243–310.
- [Wol81] Scott Wolpert, *An elementary formula for the Fenchel-Nielsen twist*, Comment. Math. Helv. **56** (1981), no. 1, 132–135.
- [Wol82] ———, *The Fenchel-Nielsen deformation*, Ann. of Math. (2) **115** (1982), no. 3, 501–528.
- [Wol83a] ———, *On the homology of the moduli space of stable curves*, Ann. of Math. (2) **118** (1983), no. 3, 491–523.
- [Wol83b] ———, *On the symplectic geometry of deformations of a hyperbolic surface*, Ann. of Math. (2) **117** (1983), no. 2, 207–234.
- [Wol85] ———, *On the Weil-Petersson geometry of the moduli space of curves*, Amer. J. Math. **107** (1985), no. 4, 969–997.

MASSACHUSETTS INSTITUTE OF TECHNOLOGY, DEPARTMENT OF MATHEMATICS, 77 MASSACHUSETTS AVENUE, BDG 2, CAMBRIDGE, MA 02139
E-mail address: `gabriele@math.mit.edu`