

# A FINITE-DIMENSIONAL TQFT: INVARIANT OF FRAMED KNOTS IN MANIFOLDS

JÉRÔME DUBOIS  
IGOR G. KOREPANOV  
EVGENIY V. MARTYUSHEV

ABSTRACT. We expose the foundations of a finite-dimensional topological quantum field theory based on introducing Euclidean geometry into every simplex of a three-manifold triangulation. We concentrate on a simplest nontrivial invariant appearing from this theory: invariant of framed knots in manifolds.

## CONTENTS

1. Introduction	2
Organization	3
2. Triangulation for a manifold with a framed knot in it and relative Pachner moves	3
3. Geometric values needed for the acyclic complex	7
3.1. Oriented volumes and deficit angles	7
3.2. A relation for infinitesimal deformations of deficit angles	8
3.3. Formulas for $\partial\omega_a/\partial l_b$	9
4. The acyclic complex and the invariant	10
4.1. Generalities on acyclic complexes and their Reidemeister torsions	10
4.2. The acyclic complex	11
4.3. The Reidemeister torsion and the invariant	13
5. How to change the framing	15
6. Calculation for unknot in three-sphere	17
7. Calculation for unknots in lens spaces	19
7.1. Generalities on lens spaces and their triangulations	19
7.2. The structure of matrix $(\partial\omega_a/\partial l_b)$	21
7.3. Invariant for the “simplest” framing	23
7.4. Invariant for all framings	25
8. Discussion of results	27
Acknowledgements	28
References	29

---

2000 *Mathematics Subject Classification.* Primary: 57M25, 57Q10; Secondary: 57R56, 57R15.

*Key words and phrases.* Topological quantum field theory; Reidemeister torsion; Geometric torsion; Pachner moves; Framed knots; Deficit angles.

## 1. INTRODUCTION

In a quantum field theory, a typical problem consists in calculating some functional integral — an integral over an infinite-dimensional space of functions defined in a given domain of space–time. This problem involves many difficulties: first, it is not easy to impart a strict mathematical sense to such an integral; second, even leaving aside mathematical strictness, only Gaussian (exponent of a quadratic form) and closely related integrals can usually be “calculated” explicitly. Thus, non-quadratic terms in the exponent have to be treated as perturbations, which may not work properly if they are not small enough. In some more advanced modern theories, the calculation of a functional integral is reduced to integrating over the moduli space of some algebraic-geometrical objects, which is finite-dimensional but usually very hard [23].

In the field of quantum gravity — which must be, mathematically, at least closely related to some kind of topological quantum field theory — these difficulties have led to a natural idea to construct a theory which is finite-dimensional from the beginning [18]. Namely, the considered domain in space–time is divided into a finite number of simplexes — *triangulated* — and just a finite number of physical values is ascribed to every simplex, for instance, its edge lengths. The naturally arising problem here is that physical quantities calculated in such theory must not depend on a specific triangulation. Ponzano and Regge [17] proposed a model based on  $6j$ -symbols for group  $SU(2)$  where this problem was solved due to the fact that  $6j$ -symbols satisfy the pentagon equation, corresponding geometrically to a  $2 \rightarrow 3$  Pachner move, see Figure 3 below.

The Ponzano–Regge model is still not free from difficulties related to infinities: the calculation of state sum implies summation over an infinite number of “spin” values at each edge in the triangulation. This difficulty has been removed with the appearance of theories based on quantum groups [21, 20]. It is, however, unclear whether there exist similar meaningful theories for manifolds of four and more dimensions.

In the present paper, we develop a theory based on introducing Euclidean geometry in every simplex of a three-dimensional manifold triangulation, in much the same way as it was done in the classical Regge theory. Some fragments of this theory have been already developed in our earlier works; in particular, it was shown in papers [10] and [11] that, indeed, a TQFT is obtained this way satisfying some modification of the well-known Atiyah’s axioms [1], namely, the usual composition of tensor quantities, corresponding to the gluing of manifolds, is replaced in our situation with Berezin integral in anti-commuting variables. What is lacking in papers [10] and [11] is, first, a systematic exposition of the foundations of the theory and, second, interesting nontrivial examples.

This determines the aims of the present paper: we concentrate here on a detailed exposition of the foundations. We restrict ourselves to the simplest nontrivial case: three-dimensional manifold with toric boundary and a specific triangulation given on this boundary which fixes, in particular, the meridian of the torus. Thus, the whole picture can be imagined as a closed manifold with the withdrawn tubular neighborhood of a knot and, moreover, the mentioned boundary triangulation fixes the framing of that knot. To make the paper self-consistent, we also concentrate on just one invariant, called “zeroth-level invariant” in [10] and [11]. Even this one invariant turns out to be interesting enough; the reader can consult the two

mentioned papers to learn how to construct other invariants, forming together a multi-component object needed for a TQFT.

Mathematically, there seem to be two main ingredients in our theory. One of them is an algebraic formula for infinitesimal geometric quantities corresponding naturally to a Pachner move  $2 \rightarrow 3$  (see Figure 3 and Formula (7) below); a manifold invariant based on this formula was proposed by one of the authors in paper [4]. Gradually, it became clear [6, 7] that there was really one more basic ingredient — the theory of Reidemeister torsion — behind the construction in [4]. To be exact, we are using the algebraic construction of torsion of an acyclic chain complex, although our complex has a geometric origin and differs a lot from one which made its appearance in 1935 in the famous work of Reidemeister [19] on the combinatorial classification of the three-dimensional lens spaces by means of the based simplicial chain complex of the universal cover.

One more crucial feature of our theory should be mentioned here: there has been already made some advancement in a similar theory for *four*-dimensional manifolds. As papers [5, 6, 7] strongly suggest, there are no fundamental obstacles in developing such theories for manifolds of more than three dimensions. Note also that various kinds of non-Euclidean geometries may be used [8, 12].

**Organization.** The main part of the paper starts with the technical Section 2: we show that *relative Pachner moves* — those not involving the boundary — are enough to come from any triangulation within the manifold to any other one. Thus, any value invariant under these relative moves is an invariant of the manifold with fixed boundary triangulation. In Section 3, we define geometric values needed for the construction of an acyclic complex, and in Section 4 we show how to construct this complex and prove the invariance of its Reidemeister torsion, multiplied by some geometric values, with respect to relative Pachner moves. In Section 5, we show how to change the knot framing within our construction, and how this affects the acyclic complex. In the next two sections we consider our examples: framed unknot in three-sphere (Section 6) and framed “unknots” in lens spaces (Section 7). In Section 8, we discuss the results of our paper.

## 2. TRIANGULATION FOR A MANIFOLD WITH A FRAMED KNOT IN IT AND RELATIVE PACHNER MOVES

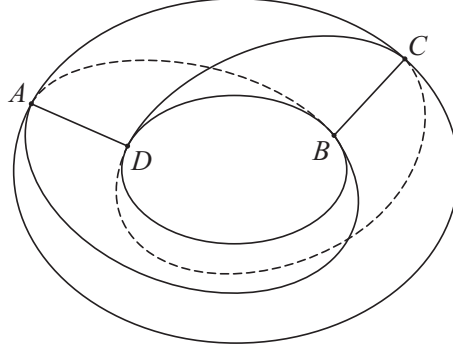
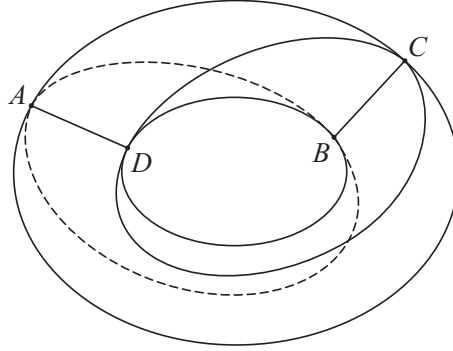
We consider a closed oriented three-manifold  $M$  and a triangulation  $T$  of it containing a distinguished chain of two tetrahedra  $ABCD$  of one of the forms depicted in Figures 1 and 2. These two tetrahedra can either have the same orientation, as in Figure 1, or the opposite orientations, as in Figure 2.

Our construction of the invariant requires adopting the following convention (see Subsection 3.1 for details).

**Convention 1.** Any triangulation considered in this paper, including those which appear below at any step of a sequence of Pachner moves, is required to possess the following property: *all* vertices of any tetrahedron are different.

*Remark 1.* In particular, this convention is satisfied by a *combinatorial triangulation*, i.e., such a triangulation where any simplex is uniquely determined by the set of its vertices, all of those being different.

To select a special chain of two tetrahedra as depicted in Figures 1 and 2 essentially means the same as to select a *framed knot* in  $M$ . To be exact, there is a

FIGURE 1. A chain of two identically oriented tetrahedra  $ABCD$ FIGURE 2. A chain of two oppositely oriented tetrahedra  $ABCD$ 

knot with *two* framings given either by two closed lines (which we imagine as close to each other)  $ACA$  and  $DBD$ , or by the two lines  $ABA$  and  $DCD$ . In the case of the same orientation of the two tetrahedra, these possibilities lead to framings which differ in one full revolution (of the ribbon between two lines), so, to ensure the invariant character of choosing the framing, we have to choose the “intermediate” framing differing from them both in one-half of a revolution as the framing corresponding to our picture. In the case of the opposite orientations of the two tetrahedra, both ways simply give the same framing.

*Remark 2.* Thus, a *half-integer* framing corresponds to Figure 1, represented by a ribbon going like a Möbius band, and an integer framing — to Figure 2. These are the two kinds of framings we will be dealing with in this paper.

Our aim is to construct an invariant of a pair  $(M, K)$ , where  $K$  is a framed knot in  $M$ , starting from a triangulation of  $M$  containing two distinguished tetrahedra as in Figure 1 or 2. To achieve this, we will construct in Section 4 a value not changing under Pachner moves on triangulation of  $M$  *not touching the distinguished tetrahedra* of Figure 1 or 2. By “not touching” we understand those moves that do not replace either of the two tetrahedra in Figure 1 or 2 with any other tetrahedra, and we call such moves *relative Pachner moves*.

Recall that Pachner moves are elementary rebuildings of a *closed* triangulated manifold. There are four such moves on three-dimensional manifolds. Two of them are illustrated in Figures 3 and 4, and the other two are inverse to these. The move in Figure 3 replaces the two adjacent tetrahedra  $MNPQ$  and  $RMNP$  with three new tetrahedra:  $MNRQ$ ,  $NPRQ$ , and  $PMRQ$ . The move in Figure 4 replaces one tetrahedron  $MNPQ$  with four of them:  $MNPR$ ,  $MNRQ$ ,  $MPQR$ , and  $NPRQ$ .

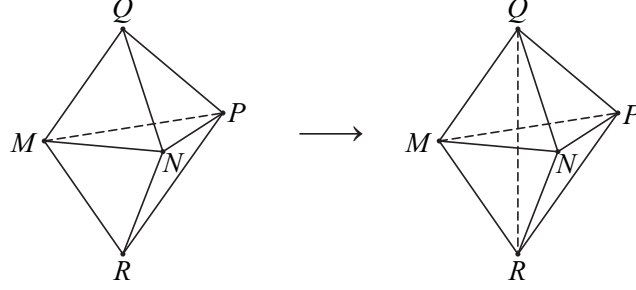


FIGURE 3. A  $2 \rightarrow 3$  Pachner move in three dimensions

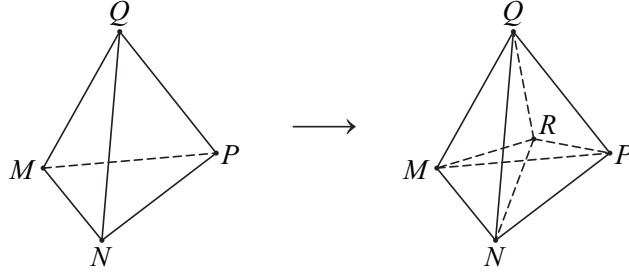


FIGURE 4. A  $1 \rightarrow 4$  Pachner move in three dimensions

The main objective of the present section is to prove the following

**Theorem 1.** *Let  $M$  be a closed oriented three-manifold,  $T_1$  and  $T_2$  its triangulations with the same chain of two distinguished tetrahedra  $ABCD$ , as depicted in Figures 1 and 2. Then,  $T_1$  and  $T_2$  are related by a sequence of relative Pachner moves.*

*Proof.* We are going to apply techniques from Lickorish's paper [14]. Therefore, let us first explain a method to subdivide the triangulations  $T_1$  and  $T_2$  in such way that they become combinatorial. Together with Pachner moves (see Figures 3 and 4), we will use *stellar moves*, see [14, Section 3]. In three dimensions, there is no difficulty to express the latter in terms of the former (and vice versa).

We can assume that  $T_1$  and  $T_2$  already do not contain any more edges or two-dimensional faces whose all vertices lie in the set  $\{A, B, C, D\}$  except those depicted in Figures 1 and 2 — in other case, we can always make obvious stellar subdivisions to ensure this.

Starting from the triangulation  $T_1$ , we first do Pachner moves  $1 \rightarrow 4$  in all tetrahedra adjacent to those two in Figures 1 and 2. Thus, there have appeared eight new vertices, we call them  $N_1, \dots, N_8$ .

Next, we look at the edges in Figures 1 and 2. We are going to make some moves so that the link of each of them contain exactly one vertex between the two  $N_i$ . If there were more such vertices, we can eliminate them from the link by doing suitable  $2 \rightarrow 3$  Pachner moves. Namely, the  $2 \rightarrow 3$  Pachner move provides a new edge joining  $N_i$  directly with a “farther” vertex in the link, thus eliminating from the link the next to  $N_i$  vertex, see Figure 5. A special case is two edges  $AD$

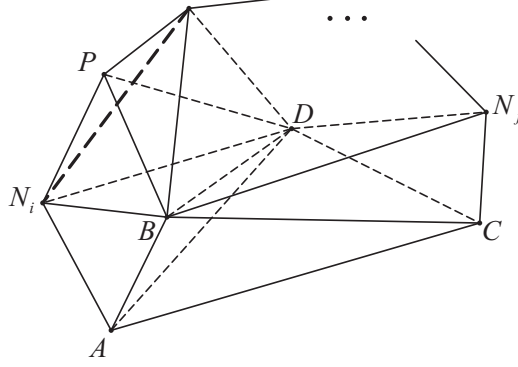


FIGURE 5. The edge drawn in boldface dashed line appears as a result of move  $2 \rightarrow 3$  and eliminates vertex  $P$  from the link of  $BD$

and  $BC$ : they require such procedure to be applied twice, “on two sides”.

This done, we make stellar subdivisions in the two-dimensional faces which are star-products of the edges in Figure 1 or 2 and the vertices lying between the  $N_i$ ’s — two such vertices for each of  $AD$  and  $BC$ , and one for each of the remaining edges.

After that, we remove from the resulting simplicial complex those tetrahedra that have *at least two* vertices in the set  $\{A, B, C, D\}$ . Specifically, take these tetrahedra together with all their faces and denote by  $L$  the obtained subcomplex. Then we remove  $L$  from our simplicial complex and take the closure of what remains; let  $V_1$  denote this closure.

Note that the triangulated boundary of  $V_1$  (which is also the boundary of  $L$ ) can be described as follows: first, *double* the edges  $AD$  and  $BC$  in Figures 1 and 2 in such way as to make a torus out of the boundary of the tetrahedron chain, and then make a barycentric subdivision of this triangulated torus.

Finally, we subdivide our simplicial complex  $V_1$ , doing, e.g., suitable stellar moves in its simplices but leaving the boundary untouched, so that it becomes a combinatorial triangulation, as it is required in order to apply the techniques from [14]. Let  $W_1$  denote the resulting simplicial complex.

Now, we apply the above procedure to the triangulation  $T_2$  and similarly obtain the simplicial complex  $W_2$ .

Obviously,  $W_1$  and  $W_2$  are PL-homeomorphic. Then, according to [14, Theorem 4.5], these simplicial complexes are stellar equivalent. To be more precise,  $W_2$  can be obtained from  $W_1$  by a sequence of stellar moves performed on its simplices.

If we apply the same sequence of stellar moves to the union  $W_1 \cup L$ , then we clearly obtain  $W_2 \cup L$ . The subcomplex in Figures 1 and 2 will not be touched by

any move in the sequence. So, what remains is to replace the stellar moves with suitable (sequences of) Pachner moves.  $\square$

### 3. GEOMETRIC VALUES NEEDED FOR THE ACYCLIC COMPLEX

We are now going to construct an acyclic complex which produces the invariant of a three-manifold with a framed knot in it given by a chain of two tetrahedra as in Figures 1 and 2. The complex will be like those in [6, 7], but in fact a bit simpler.

**Convention 2.** Recall that we are considering an *orientable* manifold  $M$ . From now on, we fix a *consistent orientation* for all tetrahedra in the triangulation. The orientation of a tetrahedron is understood here as an ordering of its vertices up to an even permutation; for instance, two tetrahedra  $MNPQ$  and  $RMNP$ , having a common face  $MNP$ , are consistently oriented.

**3.1. Oriented volumes and deficit angles.** We need the so-called *deficit angles* corresponding to the edges of triangulation. The rest of this section is devoted to explaining these deficit angles and related notions, while the acyclic complex itself will be presented in Section 4.

Recall that we assume that *all* the vertices of any tetrahedron in the triangulation are different (see Convention 1). Put all the vertices of the triangulation in the Euclidean space  $\mathbb{R}^3$  (i.e., we assign to each of them three real coordinates) in an arbitrary way with only one condition: the vertices of each tetrahedron in the triangulation must not lie in the same plane. This condition ensures that the geometric quantities we will need — edge lengths and tetrahedron volumes — never vanish.

When we put an oriented tetrahedron  $MNRQ$  into  $\mathbb{R}^3$ , we can ascribe to it an *oriented volume* denoted  $V_{MNRQ}$  according to the formula

$$(1) \quad 6V_{MNRQ} = \overrightarrow{MN} \cdot \overrightarrow{MQ} \cdot \overrightarrow{MR}$$

(scalar triple product in the right-hand side). If the sign of the volume defined by (1) of a given tetrahedron is positive, we say that it is put in  $\mathbb{R}^3$  *with its orientation preserved*; if it is negative we say that it is put in  $\mathbb{R}^3$  *with its orientation changed*.

Now we consider the dihedral angles at the edges of triangulation. We will ascribe a sign to each of these angles *coinciding with the oriented volume sign* of the tetrahedron to which the angle belongs. Consider a certain edge  $QR$  in the triangulation, and let its link contain vertices  $P_1, \dots, P_n$ , so that the tetrahedra  $P_1P_2RQ, \dots, P_nP_1RQ$  are situated around  $QR$  and form its *star*. With our definition for the signs of dihedral angles, one can observe that the algebraic sum of all angles at the edge  $QR$  is a multiple of  $2\pi$ , if these angles are calculated according to the usual formulas of Euclidean geometry, starting from *given coordinates of vertices*  $P_1, \dots, P_n, Q$  and  $R$ .

Namely, we would like to use the following method for computing these dihedral angles. Given the coordinates of vertices, we calculate all the *edge lengths* in tetrahedra  $P_1P_2RQ, \dots, P_nP_1RQ$  and the signs of all tetrahedron volumes, and then we calculate dihedral angles from the edge lengths.

Suppose now that we have slightly, but otherwise arbitrarily, changed the edge lengths. Each separate tetrahedron  $P_1P_2RQ, \dots, P_nP_1RQ$  remains still a Euclidean tetrahedron, but the algebraic sum of their dihedral angles at the edge  $QR$  ceases, generally speaking, to be a multiple of  $2\pi$ . This means that these tetrahedra

can no longer be put in  $\mathbb{R}^3$  together. In such situation, we call this algebraic sum, taken with the opposite sign, *deficit (or defect) angle* at edge  $QR$ :

$$(2) \quad \omega_{QR} = - \sum_{i=1}^n \varphi_i \bmod 2\pi,$$

where  $\varphi_i$  are the dihedral angles at  $QR$  in the  $n$  tetrahedra under consideration. Note that the minus sign in (2) is just due to a convention in “Regge calculus” [18] where such deficit angles often appear.

**3.2. A relation for infinitesimal deformations of deficit angles.** To build our chain Complex (11) in Section 4, we need only *infinitesimal* deficit angles arising from infinitesimal deformations of edge lengths in the neighborhood of a flat case, where all deficit angles vanish.

**Lemma 2.** *Let  $Q$  be any vertex in a triangulation of closed oriented three-manifold, and  $QR_1, \dots, QR_m$  all the edges that end in  $Q$ . If infinitesimal deficit angles  $d\omega_{QR_i}$  are obtained from infinitesimal deformations of length of edges in the triangulation with respect to the flat case, then*

$$(3) \quad \sum_{i=1}^m \vec{e}_{QR_i} d\omega_{QR_i} = \vec{0},$$

where  $\vec{e}_{QR_i} = 1/l_{QR_i} \cdot \overrightarrow{QR_i}$  is a unit vector along  $\overrightarrow{QR_i}$ .

*Proof.* We first consider the case of small but finite deformations of edge lengths and deficit angles.

Let the edge lengths in tetrahedra  $P_1P_2R_iQ, \dots, P_nP_1R_iQ$ , forming the star of edge  $QR_i$ , be slightly deformed with respect to the flat case  $\omega_{QR_i} = 0$ . We can introduce a Euclidean coordinate system in tetrahedron  $P_1P_2R_iQ$ . Then, this coordinate system can be extended to tetrahedron  $P_2P_3R_iQ$  through their common face  $P_2R_iQ$ . Continuing this way, we can go around the edge  $QR_i$  and return in the initial tetrahedron  $P_1P_2R_iQ$ , obtaining thus a new coordinate system in it. The transformation from the old system to the new one is given by an element  $X_{QR_i} \in \text{SO}(3)$  which is a rotation around the edge  $QR_i$  through the angle  $\omega_{QR_i}$  in a proper direction.

We can also consider going around edge  $QR_i$  but starting from some arbitrary “remote” tetrahedron  $\mathcal{T}$  and going first from  $\mathcal{T}$  to  $P_1P_2R_iQ$  through some two-dimensional faces in the triangulation, then going around  $QR_i$  as in the preceding paragraph, and finally returning from  $P_1P_2R_iQ$  to  $\mathcal{T}$  following the same way.

Now, imagine we are within a tetrahedron  $\mathcal{T}$  lying in the star of  $Q$  (i.e., having  $Q$  as one of its vertices). For any edge  $QR_i$ , it is not hard to present a closed trajectory, lying also within the star of  $Q$ , starting and ending in  $\mathcal{T}$  and going around  $QR_i$ , as in the previous paragraph. Moreover, such trajectories can be chosen simultaneously for all  $QR_i$  in such way their composition will be homotopic to the trivial loop in the space “star of  $Q$  minus all edges  $QR_i$ ” (as the link of  $Q$  is a sphere, going around all edges  $QR_i$  is equivalent to just staying at one point). This leads to the relation

$$(4) \quad X_{QR_m} \circ \dots \circ X_{QR_1} = \text{Id},$$

where  $m$  is the total number of edges  $QR_i$ , and  $X_{QR_1}, \dots, X_{QR_m}$  are the coordinate transformations corresponding to trajectories going around  $QR_1, \dots, QR_m$  in the



way described above. Choosing vertex  $Q$  as the origin of coordinates, we see that all  $X_{QR_1}, \dots, X_{QR_m}$  belong to the group  $\mathrm{SO}(3)$ .

Now we turn to the infinitesimal case. Let  $X_{QR_i} = \mathrm{Id} + x_{QR_i} d\omega_{QR_i}$ , where  $x_{QR_i} \in \mathfrak{so}(3)$ . Then, up to second-order infinitesimals, Equation (4) gives

$$\sum_{i=1}^m x_{QR_i} d\omega_{QR_i} = 0.$$

Finally, substituting  $(x_{QR_i})_{\alpha\beta} = \sum_{\gamma} \varepsilon_{\alpha\beta\gamma} (\vec{e}_{QR_i})_{\gamma}$ , where  $\varepsilon_{\alpha\beta\gamma}$  is the Levi-Civita symbol, we get (3).  $\square$

**3.3. Formulas for  $\partial\omega_a/\partial l_b$ .** The main ingredient of our Complex (11) is matrix  $f_3 = \left(\frac{\partial\omega_a}{\partial l_b}\right)$ , where  $a$  and  $b$  run over all edges in the triangulation and the partial derivatives are taken at such values of all lengths  $l_b$  where all  $\omega_a = 0$ . We are going to express these derivatives in terms of edge lengths and oriented tetrahedron volumes. Nonzero derivatives are obtained in the following cases.

*1st case.* Edges  $a = MN$  and  $b = QR$  are skew edges of tetrahedron  $MNRQ$ :

$$(5) \quad \frac{\partial\omega_{MN}}{\partial l_{QR}} = -\frac{l_{MN} l_{QR}}{6} \frac{1}{V_{MNRQ}}.$$

This formula is an easy exercise in elementary geometry.

*2nd case.* Edges  $a = MN$  and  $b = MP$  belong to the common face of two neighboring tetrahedra  $MNPQ$  and  $RMNP$  (see the left-hand side of Figure 3):

$$(6) \quad \frac{\partial\omega_{MN}}{\partial l_{MP}} = \frac{l_{MN} l_{MP}}{6} \frac{V_{NPRQ}}{V_{MNPQ} V_{RMNP}}.$$

To prove this formula, suppose the lengths  $l_{MP}$  and  $l_{QP}$  are free to change, while the lengths of the remaining seven edges are fixed. Using formulas like (5), one can find that

$$\frac{\partial l_{QP}}{\partial l_{MP}} = \frac{l_{MP}}{l_{QP}} \frac{V_{NPRQ}}{V_{RMNP}}.$$

Then,

$$0 \equiv \frac{d\omega_{MN}}{dl_{MP}} = \frac{\partial\omega_{MN}}{\partial l_{MP}} + \frac{\partial\omega_{MN}}{\partial l_{QP}} \frac{\partial l_{QP}}{\partial l_{MP}} = \frac{\partial\omega_{MN}}{\partial l_{MP}} - \frac{l_{MN} l_{MP}}{6} \frac{V_{NPRQ}}{V_{MNPQ} V_{RMNP}}$$

and Formula (6) follows.

*3rd case.* Edge  $a = b = QR$  is common for exactly three tetrahedra  $MNRQ$ ,  $NPRQ$  and  $PMRQ$  (as in the right-hand side of Figure 3):

$$(7) \quad \frac{\partial\omega_{QR}}{\partial l_{QR}} = -\frac{l_{QR}^2}{6} \frac{V_{MNPQ} V_{RMNP}}{V_{MNRQ} V_{NPRQ} V_{PMRQ}}.$$

Observe that this is the most important formula allowing us to construct manifold invariants based on three-dimensional Euclidean geometry. To prove it, suppose the lengths  $l_{MP}$  and  $l_{QR}$  to be free to change, while the lengths of the remaining eight edges are fixed. Using formulas like (5), one can find that

$$\frac{\partial l_{MP}}{\partial l_{QR}} = -\frac{l_{QR}}{l_{MP}} \frac{V_{MNPQ} V_{RMNP}}{V_{MNRQ} V_{NPRQ}}.$$

Then,

$$0 \equiv \frac{d\omega_{QR}}{dl_{QR}} = \frac{\partial\omega_{QR}}{\partial l_{QR}} + \frac{\partial\omega_{QR}}{\partial l_{MP}} \frac{\partial l_{MP}}{\partial l_{QR}} = \frac{\partial\omega_{QR}}{\partial l_{QR}} + \frac{l_{QR}^2}{6} \frac{V_{MNPQ} V_{RMNP}}{V_{MNRQ} V_{NPRQ} V_{PMRQ}}$$

and Formula (7) follows.

*4th case.* Edge  $a = b = QR$  is common for  $n > 3$  tetrahedra  $P_{i-1}P_iRQ$  ( $i = 1, \dots, n$ ):

$$(8) \quad \frac{\partial\omega_{QR}}{\partial l_{QR}} = -\frac{l_{QR}^2}{6} \sum_{i=3}^n \frac{V_{P_1P_{i-1}P_iQ} V_{RP_1P_{i-1}P_i}}{V_{P_1P_{i-1}RQ} V_{P_{i-1}P_iRQ} V_{P_iP_1RQ}}.$$

This formula comes out if we draw  $n - 3$  diagonals  $P_1P_i$  ( $i = 3, \dots, n - 1$ ) and apply (7) to each of figures  $P_1P_{i-1}P_iRQ$ . Adding up the deficit angles around  $QR$  in each of those figures and cancelling out the dihedral angles which enter twice and with the opposite signs, we get nothing else than  $\omega_{QR}$  for the whole figure.

#### 4. THE ACYCLIC COMPLEX AND THE INVARIANT

##### 4.1. Generalities on acyclic complexes and their Reidemeister torsions.

We briefly review basic definitions from the theory of based chain complexes and their associated Reidemeister torsions, see monograph [22] for details.

**Definition 1.** Let  $C_0, C_1, \dots, C_n$  be finite-dimensional  $\mathbb{R}$ -vector spaces. The sequence of vector spaces and linear mappings

$$(9) \quad C_* = 0 \rightarrow C_n \xrightarrow{f_{n-1}} C_{n-1} \rightarrow \dots \rightarrow C_1 \xrightarrow{f_0} C_0 \rightarrow 0$$

is called a *chain complex* if  $\text{Im } f_i \subset \text{Ker } f_{i-1}$  for all  $i = 1, \dots, n - 1$ . This condition is equivalent to  $f_{i-1} \circ f_i = 0$ .

Suppose that chain complex  $C_*$  is based, i.e., each  $C_i$  is endowed with a distinguished basis. Then the linear mapping  $f_i: C_{i+1} \rightarrow C_i$  can be identified with its matrix.

**Definition 2.** The based chain complex  $C_*$  is said to be *acyclic* if  $\text{Im } f_i = \text{Ker } f_{i-1}$  for all  $i = 1, \dots, n - 1$ . This condition is equivalent to  $\text{rank } f_{i-1} = \dim C_i - \text{rank } f_i$ .

Suppose that the chain complex  $C_*$  defined in (9) is acyclic. Let  $\mathcal{C}_i$  be an ordered set of basis vectors in  $C_i$  and  $\mathcal{B}_i \subset \mathcal{C}_i$  be a subset of basis vectors belonging to the space  $\text{Im } f_i$ .

Denote by  $f_i|_{\mathcal{B}_i}$  a transition matrix from the basis in  $C_{i+1}/\text{Im } f_{i+1}$  to the basis in  $\text{Im } f_i$ . By acyclicity, this matrix is square and nondegenerate. Hence,  $f_i|_{\mathcal{B}_i}$  is a principal minor of  $f_i$  obtained by striking out the rows corresponding to  $\mathcal{B}_{i+1}$  and the columns corresponding to  $\mathcal{C}_i \setminus \mathcal{B}_i$ .

**Definition 3.** A sign-less quantity

$$(10) \quad \tau(C_*) = \prod_{i=0}^{n-1} (\det f_i|_{\mathcal{B}_i})^{(-1)^{i+1}} \in \mathbb{R}^*/\{\pm 1\}$$

is called the *Reidemeister torsion* of the acyclic based chain complex  $C_*$ .

*Remark 3* ([22]). It is easy to show that  $\tau(C_*)$  does not depend on the choice of the subsets  $\mathcal{B}_i$ , but of course depends on the choice of the bases in  $C_i$ 's.

**4.2. The acyclic complex.** Consider the following sequence of vector spaces and linear mappings:

$$(11) \quad 0 \rightarrow (dx)' \xrightarrow{f_2} (dl)' \xrightarrow{f_3=f_3^T} (d\omega)' \xrightarrow{f_4=-f_2^T} \oplus' \mathfrak{so}(3) \rightarrow 0.$$

Here is the detailed description of the vector spaces in the chain Complex (11):

- the first vector space  $(dx)'$  is the vector space of differentials of coordinates of all vertices except  $A, B, C$  and  $D$ ;
- the second vector space  $(dl)'$  consists of differentials of edge lengths for all edges except those depicted in Figures 1 and 2;
- similarly, the third vector space  $(d\omega)'$  consists of differentials of deficit angles corresponding to the same edges;
- the last vector space is a direct sum of copies of the Lie algebra  $\mathfrak{so}(3)$  corresponding to the same vertices in the triangulation as in the first space.

Before giving the detailed definitions of mappings  $f_2$ ,  $f_3$  and  $f_4$ , here are some remarks.

*Remark 4.* We use the notations “ $f_2$ ” and “ $f_3$ ” to make them consistent with other papers on the subject, such as, e.g. [15, 16]. So, the reader must not be surprised with not finding any “ $f_1$ ” in this paper.

*Remark 5.* There is a natural basis in each of the vector spaces; it is determined up to an ordering of the vertices in the first and fourth spaces, and up to an ordering of the edges in the second and third spaces. Thus, the elements of vector spaces are identified with column vectors, while mappings — with matrices.

For example, the first vector space consists of columns of the kind

$$(dx_{E_1}, dy_{E_1}, dz_{E_1}, \dots, dx_{E_{N_0}}, dy_{E_{N_0}}, dz_{E_{N_0}})^T,$$

where  $E_1, \dots, E_{N_0}$  are all the vertices in the triangulation except  $A, B, C$  and  $D$ . Note also that the special role of the edges depicted in Figures 1 and 2 consists in the fact that they simply do not take part in forming the second and third linear spaces in Complex (11).

*Remark 6.* The superscript T means matrix transposing; the equalities over the arrows in Complex (11) will be proved soon after we define the mappings  $f_2$ ,  $f_3$  and  $f_4$ , see Theorem 4.

*Remark 7.* The fact that the  $f$ ’s are numbered in the decreasing order in (9) and in the increasing order in (11) brings no difficulties.

*Remark 8.* In our case, there will be no problems with the sign of the torsion, and thus the factoring by  $\{\pm 1\}$ , as in (10), will be unnecessary, see Subsection 4.3 for details.

Here are the definitions of the mappings in the chain Complex (11):

- the definition of mapping  $f_2$  is obvious: if we change infinitesimally the coordinates of vertices, then the corresponding edge length changes are obtained by differentiating formulas of the kind

$$(12) \quad l_{MN} = \sqrt{(x_N - x_M)^2 + (y_N - y_M)^2 + (z_N - z_M)^2},$$

where  $M$  and  $N$  are two vertices,  $x_M, \dots, z_N$  — their coordinates, and  $l_{MN}$  — the length of edge  $MN$ ;

- mapping  $f_3$  goes according to Formulas (5)–(8);

- for the mapping  $f_4$ , the element of the Lie algebra corresponding to a given vertex, arising from given curvatures  $d\omega$  due to  $f_4$ , is by definition given by the left-hand side of Formula (3).

**Theorem 3.** *Sequence (11) is a chain complex, i.e., the composition of two successive mappings is zero.*

*Proof.* The equality  $f_3 \circ f_2 = 0$  is obvious from geometric considerations. Indeed, the edge length changes caused by changes of vertex coordinates give no deficit angles, because the whole picture (vertices and edges) does not go out of the Euclidean space  $\mathbb{R}^3$ .

By Lemma 2, the equality  $f_4 \circ f_3 = 0$  holds as well.  $\square$

Complex (11) can be called a *complex of infinitesimal geometric deformations*. It turns out to have an interesting symmetry property.

**Theorem 4.** *The matrices of mappings in Complex (11) satisfy the following symmetry properties:*

$$(13) \quad f_3 = f_3^T, \quad f_4 = -f_2^T.$$

*Proof.* The well-known Schläfli differential identity for a Euclidean tetrahedron reads:

$$\sum_{i=1}^6 l_i d\varphi_i = 0$$

for any infinitesimal deformations ( $l_i$  are edge lengths in the tetrahedron, and  $\varphi_i$  are dihedral angles at edges). Hence, it follows that

$$(14) \quad \sum_a l_a d\omega_a = 0;$$

here and below in this proof  $a$  runs over all edges in the triangulation.

Consider the quantity  $\Phi = \sum_a l_a \omega_a$  as a function of the lengths  $l_a$ , and write the following identity for it:

$$(15) \quad \frac{\partial^2 \Phi}{\partial l_b \partial l_c} = \frac{\partial^2 \Phi}{\partial l_c \partial l_b},$$

where  $b$  and  $c$  are some edges. It is easy to see that (14) together with (15) yield  $\partial \omega_b / \partial l_c = \partial \omega_c / \partial l_b$ , which is nothing but the first equality in (13).

As for the second equality in (13), it can be proved by a direct writing out of matrix elements, i.e., the relevant partial derivatives. For the mapping  $f_2$ , one has to differentiate Relation (12), and for  $f_4$  — use the left-hand side of (3).  $\square$

*Remark 9.* Some relevant examples below in Sections 6 and 7 show that there are many enough interesting cases where Complex (11) turns out to be acyclic (see Definition 2). However, at this time we cannot make this statement more precise.

**Convention 3.** From now on, we assume that we are working with an *acyclic complex*.

**4.3. The Reidemeister torsion and the invariant.** As Complex (11) is supposed to be acyclic, we associate to it its *Reidemeister torsion* given by

$$(16) \quad \tau = \frac{(\det f_2|_{\overline{\mathcal{B}}})(\det f_4|_{\overline{\mathcal{B}}})}{\det f_3|_{\mathcal{B}}} = (-1)^{N_0} \frac{(\det f_2|_{\overline{\mathcal{B}}})^2}{\det f_3|_{\mathcal{B}}}$$

(cf. Definition 3). Here  $N_0$  is the number of vertices in the triangulation (without  $A, B, C$  and  $D$ , for definiteness). The letter  $\mathcal{B}$  denotes a maximal subset of edges (remember that the edges depicted in Figures 1 and 2 have been already withdrawn) for which the corresponding *diagonal* minor of  $f_3$  does not vanish. We write this minor as  $\det f_3|_{\mathcal{B}}$ , where  $f_3|_{\mathcal{B}}$  is the submatrix of  $f_3$  whose *rows and columns* correspond to the edges in  $\mathcal{B}$ . The set  $\overline{\mathcal{B}}$  is the complement of  $\mathcal{B}$  in the set of all edges except those depicted in Figures 1 and 2, and  $f_2|_{\overline{\mathcal{B}}}$  (resp.  $f_4|_{\overline{\mathcal{B}}}$ ) is the submatrix of  $f_2$  (resp.  $f_4$ ) whose *rows* (resp. *columns*) correspond to the edges in  $\overline{\mathcal{B}}$ .

*Remark 10.* As it is known [22], usually the Reidemeister torsion is defined up to a sign, so that special measures must be taken for its “sign-refining”. This sign is changed when we change the order of basis vectors in any of the vector spaces. In our case, however, this is not a problem: due to the symmetry proved in Theorem 4, we can choose our torsion in the form (16) where the numerator is a square and the denominator is a *diagonal* minor. Both thus do not depend on the order of basis vectors.

Let us define the value

$$(17) \quad I(M) = \tau \frac{\prod'_{\text{edges}} l^2}{\prod'_{\text{tetrahedra}} (-6V)} (6V_{ABCD})^4.$$

Here  $\prod'_{\text{edges}} l^2$  means the product of squared lengths for all edges except those depicted in Figures 1 and 2;  $\prod'_{\text{tetrahedra}} (-6V)$  means the product of all tetrahedron volumes multiplied by  $(-6)$  except two distinguished tetrahedra  $ABCD$ , and  $\tau$  is the Reidemeister torsion of Complex (11) given by (16).

**Theorem 5.** *Let  $T_1$  and  $T_2$  be triangulations of the manifold  $M$  with the same chain of two distinguished tetrahedra  $ABCD$  in them. If Complex (11) is acyclic for  $T_1$ , then it is also acyclic for  $T_2$ , and the value  $I(M)$  given by (17) is the same for  $T_1$  and  $T_2$ .*

*Proof.* By Theorem 1, it is enough to show the invariance of  $I(M)$  under relative Pachner moves.

Suppose we are doing a  $2 \rightarrow 3$  Pachner move: two adjacent tetrahedra  $MNPQ$  and  $RMNP$  are replaced by three tetrahedra  $MNRQ$ ,  $NPRQ$  and  $PMRQ$ , see Figure 3. Thus, a new edge  $QR$  appears in the triangulation and Relation (7) holds:

$$\frac{\partial \omega_{QR}}{\partial l_{QR}} = -\frac{l_{QR}^2}{6} \frac{V_{MNPQ} V_{RMNP}}{V_{MNRQ} V_{NPRQ} V_{PMRQ}}.$$

Note that this formula gives the ratio between the “new” and “old” minors of  $f_3$  in (16); this statement coincides with Equation (18) in [4], where the reader can find a proof of this statement. The comparison of that with (17) proves that  $I(M)$  does not change under a  $2 \rightarrow 3$  and  $3 \rightarrow 2$  Pachner moves.

Now we consider a  $1 \rightarrow 4$  Pachner move. It means that a tetrahedron  $MNPQ$  is divided into four tetrahedra by adding a new vertex  $R$  inside it, as in Figure 4.

Hence, three new components to the vectors in the space  $(dx)$  — the first vector space in Sequence (11) — are added, namely the differentials  $dx_R, dy_R$  and  $dz_R$  of coordinates of vertex  $R$ . In the same way, four new components to the vectors in the space  $(dl)$  — the second vector space in (11) — are added, namely  $dl_{MR}, dl_{NR}, dl_{PR}$  and  $dl_{QR}$ . We add the edge  $QR$  to the set  $\mathcal{B}$ , then  $MR, NR$  and  $PR$  are added to  $\overline{\mathcal{B}}$ . The minor of  $f_2$  thus gets multiplied by

$$(18) \quad \frac{dl_{MR} \wedge dl_{NR} \wedge dl_{PR}}{dx_R \wedge dy_R \wedge dz_R} = \frac{6V_{MNPR}}{l_{MR} l_{NR} l_{PR}}$$

(compare Formulas (31) and (32) in [4]). Due to the same considerations as in the case of a  $2 \rightarrow 3$  Pachner move, the minor of  $f_3$  gets multiplied by the very same factor as in (7). Comparing that with Equations (16) and (17), we see that our value  $I(M)$  does not change under a  $1 \rightarrow 4$  Pachner move, as well as under the inverse move.

Observe that the acyclicity of our Complex (11) is preserved under the Pachner moves: this follows from the fact that no minors considered in our proof vanished (or turned into infinity).  $\square$

Recall that in the beginning of Subsection 3.1, we introduced a function (let us denote it now by  $\phi$ ) ascribing to the vertices of a triangulation of manifold  $M$  three real numbers in arbitrary way with the only condition: the volumes of all tetrahedra calculated by (1) must be nonzero. Let us call  $\phi$  a *geometrization function* on the set of vertices. To ensure the “well-definedness” of our invariant, we must show that it is independent of the choice of the geometrization function.

**Theorem 6.** *Let  $\phi_1$  and  $\phi_2$  be geometrization functions such that  $\phi_1|_{\{A,B,C,D\}} = \phi_2|_{\{A,B,C,D\}}$ , where  $A, B, C$  and  $D$  belong to the chain of two distinguished tetrahedra. If  $I_{\phi_1}(M)$  and  $I_{\phi_2}(M)$  are the corresponding values of the invariant (17), then  $I_{\phi_1}(M) = I_{\phi_2}(M)$ .*

*Proof.* Let  $P$  be any vertex in the triangulation, not belonging to the chain of two distinguished tetrahedra. First, we are going to prove that there exists a sequence of relative Pachner moves removing  $P$  from the triangulation.

We begin with subdividing the initial triangulation so that it becomes combinatorial. Denote by  $\text{St}(P)$  and  $\text{lk}(P)$  the star and the link of  $P$  respectively in this combinatorial triangulation.

Let two adjacent tetrahedra  $MNPQ$  and  $RMNP$  belong to  $\text{St}(P)$ . First, we do a move  $2 \rightarrow 3$  by adding a new edge  $QR$ . Then, the tetrahedron  $MNRQ$  goes out of  $\text{St}(P)$  and the edge  $MN$  goes out of  $\text{lk}(P)$ . Continuing this way for other pairs of adjacent tetrahedra from  $\text{St}(P)$  containing  $M$  as a vertex, we can reduce to three the number of edges starting from  $M$  and belonging to  $\text{lk}(P)$ . After that, doing a move  $3 \rightarrow 2$ , we remove the edge  $MP$  from  $\text{St}(P)$  and the vertex  $M$  from  $\text{lk}(P)$ . Continuing this way, we reduce to four the number of vertices in  $\text{lk}(P)$ .

Now, we do a move  $4 \rightarrow 1$  to remove  $P$  from the triangulation. After that, doing a move  $1 \rightarrow 4$ , we return it back, but with any other ascribed coordinates. Finally, we return to the initial triangulation inverting the whole sequence of Pachner moves. It remains to say that, due to the invariance under Pachner moves, the value  $I(M)$  is unchanged at every step.  $\square$

*Remark 11.* Invariant  $I(M)$  in (17) can depend a priori on the geometry of the distinguished tetrahedron  $ABCD$ . However, it turns out that with the multiplier

$(6V_{ABCD})^4$  introduced in (17) the invariant is just a number at least in the examples considered below in Sections 6 and 7.

## 5. HOW TO CHANGE THE FRAMING

Just as Pachner moves are elementary rebuildings of a triangulation of a *closed* manifold, *shellings* and inverse shellings are elementary rebuildings of a triangulation of a manifold *with boundary*, see [14, Section 5]. A topological field theory dealing with triangulated manifolds must answer the question what happens with an invariant like  $I(M)$  under shellings.

While we leave a general answer to this questions to further papers, we will explain in this section how some shellings on the toric boundary of our manifold “ $M$  minus two tetrahedra” correspond to changing the framing of the knot determined by these two tetrahedra. We also show what happens with matrices  $f_3$  and  $f_2$  from Complex (11) under these shellings. These results will be used in calculations in Sections 6 and 7.

It is enough to show how to change the knot framing by one-half of a revolution. We can achieve this if we manage to “turn inside out” one of the tetrahedra  $ABCD$  in Figures 1 and 2, e.g., in the way shown in Figure 6.

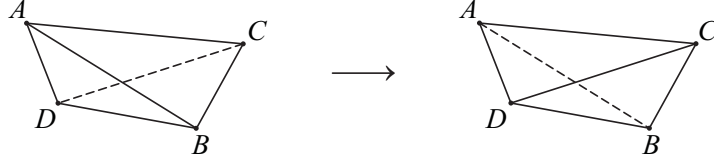


FIGURE 6. Turning a tetrahedron inside out, thus changing the framing by  $1/2$

*Remark 12.* Of course, the framing can be changed in other direction similarly. In this case, we should first draw the left-hand-side tetrahedron in Figure 6 as viewed from another direction, so as the diagonals of its projection are  $AC$  and  $BD$ , instead of  $AB$  and  $CD$  in Figure 6. Then we replace the dashed “diagonal” with the solid one and vice versa.

Return to Figure 6. In order to be able to glue the “turned inside out” tetrahedron back into the triangulation, we can glue to it two more tetrahedra  $ABCD$ : one to the front and one to the back. So, we glue the same tetrahedron as drawn in the left-hand side of Figure 6, to the *two* “front” faces,  $ADC$  and  $DBC$ , of the “turned inside out” tetrahedron in the right-hand side of Figure 6, and again the same tetrahedron as in the left-hand side of Figure 6 to the two “back” faces,  $ABC$  and  $ADB$  (always gluing a vertex to the vertex of the same name). After this, the obtained “sandwich” of three tetrahedra can obviously be glued into the same place which was occupied by the single tetrahedron in the left-hand side of Figure 6.

How will the invariant  $I(M)$  change? Of course, the product of tetrahedron volumes in (17) will be multiplied by  $(6V_{ABCD})^2$ , and the product of edge lengths will be multiplied by  $l_{AB}$  and  $l_{CD}$ , because we have added two tetrahedra  $ABCD$  to our triangulation, and the edges  $AB$  and  $CD$  of the initial tetrahedron in the

left-hand side of Figure 6 changed their status from being inner to lying on the boundary.

To describe the change of matrix  $f_3$ , it is first convenient to introduce matrix  $F_3$ , which consists by definition of *all* partial derivatives  $(\partial\omega_a/\partial l_b)$ , *including the edges that belong to the distinguished tetrahedra* in Figures 1 and 2. Thus,  $f_3$  is a submatrix of  $F_3$ . Then we introduce a “normalized” version of matrix  $F_3$ , denoted  $G_3$ , as follows:

$$(19) \quad G_3 = 6V_{ABCD} \operatorname{diag}(l_1^{-1}, \dots, l_{N_1}^{-1}) F_3 \operatorname{diag}(l_1^{-1}, \dots, l_{N_1}^{-1}).$$

Here  $N_1$  is the total number of edges in the triangulation of the manifold  $M$ . Just as  $f_3$ , matrices  $F_3$  and  $G_3$  are symmetric.

Now we describe what happens with  $G_3$  when we change the framing. We represent  $G_3$  in a block form where the last row and the last column correspond to the edge  $CD$ , and the next to last row and column to the edge  $AB$ :

$$(20) \quad G_3 = \begin{pmatrix} K & L^T \\ L & \begin{matrix} \alpha & \beta \\ \beta & \gamma \end{matrix} \end{pmatrix}.$$

Here  $\alpha, \beta$  and  $\gamma$  are real numbers,  $K$  is an  $(N_1 - 2) \times (N_1 - 2)$  block, and  $L$  is a  $2 \times (N_1 - 2)$  block.

Recall that we have chosen a consistent orientation for all tetrahedra in the triangulation, which means, for every tetrahedron, a proper ordering of its vertices up to even permutations. The initial tetrahedron in the left-hand side of Figure 6 thus can have either orientation  $ABCD$  or  $BACD$ . Let  $\epsilon = 1$  for the first case and  $\epsilon = -1$  for the second case.

**Theorem 7.** *Let  $\tilde{G}_3$  be the matrix  $G_3$  after the change of framing which adds two new edges  $\widetilde{AB}$  and  $\widetilde{CD}$  to the triangulation in the way described above. Then,*

$$(21) \quad \tilde{G}_3 = \begin{pmatrix} K & L^T & \mathbf{0} \\ L & \begin{matrix} \alpha & \beta - \epsilon \\ \beta - \epsilon & \gamma \end{matrix} & \begin{matrix} 0 & \epsilon \\ \epsilon & 0 \end{matrix} \\ \mathbf{0} & \begin{matrix} 0 & \epsilon \\ \epsilon & 0 \end{matrix} & \begin{matrix} 0 & -\epsilon \\ -\epsilon & 0 \end{matrix} \end{pmatrix},$$

where the two last rows and columns correspond to the new added edges  $\widetilde{AB}$  and  $\widetilde{CD}$ .

*Proof.* The normalization (19) of matrix  $G_3$  has been chosen keeping in mind formulas of type (5). The derivatives like  $\partial\omega_{AB}/\partial l_{CD}$  contribute to the elements of  $G_3$  as  $-1$  if the orientation of the corresponding tetrahedron is  $ABCD$ , and as  $+1$  otherwise. This, first, explains why  $\epsilon$  is subtracted from the matrix element  $\beta$  when the initial edges  $AB$  and  $CD$  cease to belong to the same tetrahedron. Second, it explains the appearance of  $\pm\epsilon$  in the last two rows and columns of  $\tilde{G}_3$ . It remains to show that the other new matrix elements vanish, e.g.,

$$(22) \quad \frac{\partial\omega_{AC}}{\partial l_{\widetilde{AB}}} = 0, \quad \frac{\partial\omega_{\widetilde{AB}}}{\partial l_{\widetilde{AB}}} = 0 \quad \text{and so on,}$$

and that some other elements in  $G_3$  do not change while, seemingly, the triangulation change has touched them.

The first equality in (22) is due to the fact that  $l_{\widetilde{AB}}$  influences two dihedral angles which enter in  $\omega_{AC}$ ; these angles belong to two tetrahedra  $ABCD$  which differ only



in their orientations and thus sum up to an identical zero. A similar explanation works for the second equality in (22) as well. Moreover, a similar reasoning shows that, although new summands are added to some elements in  $G_3$  like  $\partial\omega_{AC}/\partial l_{AD}$ , these summands cancel each other because they belong to tetrahedra with opposite orientations.  $\square$

From matrix  $\tilde{G}_3$ , we can obtain the new matrix  $F_3$ , and then take its relevant submatrix as new  $f_3$ . As for the matrix  $f_2$  in Complex (11), it will just acquire two new rows whose elements, like all elements in  $f_2$ , are obtained by differentiating relations of type (12).

## 6. CALCULATION FOR UNKNOT IN THREE-SPHERE

We now turn to applications of our ideas to examples — manifolds with framed knots in them. In this section we do calculations for the simplest case — an unknot in a three-sphere.

Let  $K$  be a knot in three-sphere, then we denote  $N(K)$  its open tubular neighbourhood and  $M_K = S^3 \setminus N(K)$  its exterior. Recall that  $M_K$  is a three-manifold with the boundary consisting of a single torus.

From now on we suppose that  $K = \bigcirc$  is unknot. Then,  $M_{\bigcirc}$  is a filled torus. We glue  $M_{\bigcirc}$  out of six tetrahedra in the following way. First, we take two identically oriented tetrahedra  $ABCD$  and glue them together in much the same way as in Figure 1, but using edges  $AB$  and  $CD$  for gluing, see Figure 7. What prevents this

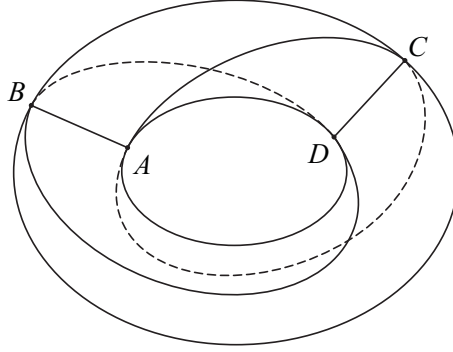


FIGURE 7. Beginning of the construction of the triangulated solid torus: a chain of two tetrahedra  $ABCD$

chain from being a filled torus is its “zero thickness” at the edges  $AB$  and  $CD$ . We are going to remove this difficulty by gluing some more tetrahedra to the chain.

First, we glue at “our” side one more tetrahedron  $DABC$  (of the opposite orientation!) to faces  $ABC$  and  $ABD$ . This already creates a nonzero thickness at the edge  $AB$ , yet we glue still one more tetrahedron  $ABCD$  to the two free faces of the new tetrahedron  $DABC$ , that is,  $BCD$  and  $ACD$ . In the very same way, in order to remove the zero thickness along edge  $CD$ , we glue one more tetrahedron of the opposite orientation at “our” side of the figure to faces  $BCD$  and  $ACD$ , and then glue a tetrahedron  $ABCD$  to the two free faces of the new tetrahedron.

To distinguish edges of the same name, we introduce the following notations. Edges  $AB$  and  $CD$  present in Figure 7 will be denoted  $(AB)_1$  and  $(CD)_1$ . Then,

we think of one of the tetrahedra in Figure 7 as first, and the other as second, and accordingly assign to the rest of their edges indices 1 or 2. It remains to denote four edges, of which two lie inside the filled torus, and two — in the boundary. We denote the inner edges as  $(AB)_3$  and  $(CD)_3$ , and the boundary ones — as  $(AB)_2$  and  $(CD)_2$ .

The obtained triangulated filled torus is depicted in Figure 8, where the numbers correspond to the subscripts at edges.

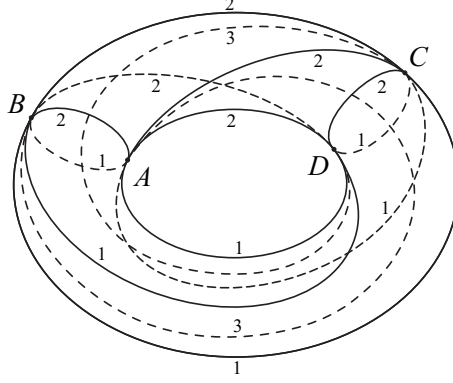


FIGURE 8. Triangulated filled torus

Now we can glue the tetrahedron chain from Figure 1 to the filled torus in Figure 8, gluing together faces of the same name in a natural manner. Thus, sphere  $S^3$  appears with a framed unknot in it determined by the tetrahedra from Figure 1, for which we can calculate the invariant according to Section 4 and then as well the values of the invariant for other framings according to Section 5. We formulate the result as the following

**Theorem 8.** *The invariant  $I^{(r)}(M_\odot)$  for a framing  $r = m$  or  $r = m + 1/2$ , where  $m \in \mathbb{Z}$ , is given by*

$$(23) \quad I^{(m)}(M_\odot) = \frac{1}{m^4}$$

or

$$(24) \quad I^{(m+1/2)}(M_\odot) = \frac{-1}{m^2(m+1)^2},$$

respectively.

*Proof.* Our triangulation of sphere  $S^3$  does not contain any vertices besides  $A, B, C$  and  $D$ . Thus, the spaces  $(dx)'$  and  $\oplus' \mathfrak{so}(3)$  in Complex (11) are zero-dimensional, i.e., Complex (11) is reduced to

$$(25) \quad 0 \rightarrow (dl)' \xrightarrow{f_3} (d\omega)' \rightarrow 0,$$

where the dash means that the corresponding quantities are taken only for edges not belonging to the tetrahedra in Figure 1. Formula (16) for the torsion takes thus a simple form

$$(26) \quad \tau = \frac{1}{\det f_3}$$

As we have explained in Section 5, it makes sense to consider matrix  $F_3$  which consists, by definition, of the partial derivatives of *all* deficit angles with respect to *all* edge lengths in the triangulation of  $S^3$  and of which  $f_3$  is a submatrix. Moreover, it makes sense to consider the “normalized” version of  $F_3$ , i.e., matrix  $G_3$  defined by (19). The invariant (17) with torsion (26) takes then the form

$$(27) \quad I(M_\circ) = \frac{(6V_{ABCD})^4 \prod'_{\text{edges}} l^2}{\det f_3 \prod'_{\text{tetrahedra}} (-6V)} = \frac{1}{\det g_3},$$

where  $g_3$  is the submatrix of  $G_3$  consisting of the same rows and columns of which consists  $f_3$  as a submatrix of  $F_3$ .

Matrix  $G_3$  has a simple block structure caused by the vanishing of a derivative  $\partial\omega_a/\partial l_b$  in a case where only pairs of oppositely oriented tetrahedra make contributions in it. Nonzero matrix elements can be present in one of the six blocks corresponding to the following possibilities:

- (i)  $a$  is one of edges  $AB$  and  $b$  is one of edges  $CD$ , denote the block of such elements as  $S_1$ ;
- (ii) vice versa:  $a$  is one of edges  $CD$  and  $b$  is one of edges  $AB$ , these elements form block  $S_1^T$ ;
- (iii)  $a$  is one of edges  $AC$  and  $b$  is one of edges  $BD$ , block  $S_2$ ;
- (iv) vice versa, block  $S_2^T$ ;
- (v)  $a$  is one of edges  $AD$  and  $b$  is one of edges  $BC$ , block  $S_3$ ;
- (vi) vice versa, block  $S_3^T$ .

Matrix  $G_3$  has thus the following block structure:

$$(28) \quad G_3 = \left( \begin{array}{cc|cc|cc} \mathbf{0}_3 & S_1 & & & & \\ S_1^T & \mathbf{0}_3 & & & & \\ \hline & & \mathbf{0}_2 & S_2 & & \\ & & S_2^T & \mathbf{0}_2 & & \\ \hline & & & & \mathbf{0}_2 & S_3 \\ & & & & S_3^T & \mathbf{0}_2 \end{array} \right).$$

It is also important that the block structure (28) is preserved under the change of  $G_3$  corresponding to a change of framing, as can be checked using (20) and (21); although, of course, the sizes of blocks  $S_1$  and  $S_2$  and consequently their transposes and corresponding zero blocks do change; block  $S_3$  remains intact.

A simple calculation using the explicit form of matrix blocks concludes the proof of the theorem. We think there is no need to present here all details of this calculation, especially because in Section 7 we give details for a similar calculation in a more complicated case of unknots in lens spaces.  $\square$

## 7. CALCULATION FOR UNKNOTS IN LENS SPACES

**7.1. Generalities on lens spaces and their triangulations.** Let  $p, q$  be two coprime integers such that  $0 < q < p$ . We identify  $S^3$  with the subset  $\{(z_1, z_2) \in \mathbb{C}^2 \mid |z_1|^2 + |z_2|^2 = 1\}$  of  $\mathbb{C}^2$ . The lens space  $L(p, q)$  is defined as the quotient manifold  $S^3/\sim$ , where  $\sim$  denotes the action of the cyclic group  $\mathbb{Z}_p$  on  $S^3$  given by

$$(29) \quad \zeta \cdot (z_1, z_2) = (\zeta z_1, \zeta^q z_2), \quad \zeta = e^{2\pi i/p}.$$

As a consequence the universal cover of lens spaces is the three-dimensional sphere  $S^3$  and

$$(30) \quad \pi_1(L(p, q)) = H_1(L(p, q)) = \mathbb{Z}_p.$$

The full classification of lens spaces is due to Reidemeister and is given in the following

**Theorem 9** ([19]). *Lens spaces  $L(p, q)$  and  $L(p', q')$  are homeomorphic if and only if  $p' = p$  and  $q' = \pm q^{\pm 1} \bmod p$ .*

Now we describe triangulations of  $L(p, q)$  which will be used in our calculations. Consider the bipyramid of Figure 9, which contains  $p$  vertices  $B$  and  $p$  vertices  $C$ .

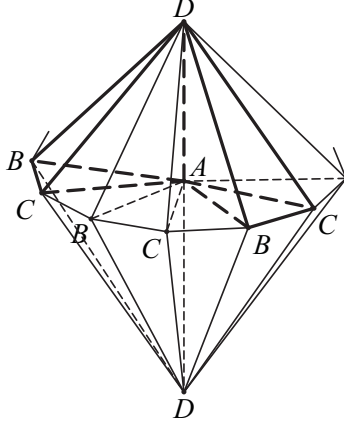


FIGURE 9. A chain of two tetrahedra in a lens space

The lens space  $L(p, q)$  is obtained by gluing the upper half of its surface to the lower half, the latter having been rotated around the vertical axis through the angle  $2\pi q/p$  in such way that every “upper” triangle  $BCD$  is glued to some “lower” triangle  $BCD$  (the vertices of the same names are identified).

A generator of the fundamental group can be represented, e.g., by some broken line  $BCB$  (the two end points  $B$  are different) lying in the equator of the bipyramid. We assume that a generator chosen in such way corresponds to the element  $1 \in \mathbb{Z}_p$  under the identification (30).

The boldface lines (solid and dashed) in Figure 9 single out two *identically oriented* tetrahedra  $ABCD$  which form a chain exactly like the one in Figure 1. Note that going along this chain (e.g., along the way  $BAB$ ) corresponds to a certain nonzero element from  $H_1(L(p, q)) = \mathbb{Z}_p$ .

A knot in  $L(p, q)$  determined by a tetrahedron chain of the kind of Figure 9 can be called an “unknot” in  $L(p, q)$ . It differs from any other conceivable knot in the following sense: the full preimage of this knot in the universal cover of  $L(p, q)$ , i.e., sphere  $S^3$ , being decomposed in a connected sum of simple knots, contains the *smallest number of summands*. Indeed, the line  $BAB$  is equivalent, as a knot, to the segment of the straight line joining the two points  $B$ ; if, on the other hand, we tie a nontrivial knot on this segment, there will appear  $p$  new summands in the full preimage (in the sense of connected summation) equivalent to this nontrivial knot.

**7.2. The structure of matrix  $(\partial\omega_a/\partial l_b)$ .** The triangulation of a lens space, described in the previous subsection, does not contain any vertices besides  $A, B, C$  and  $D$ . It follows then that Complex (11), corresponding to such triangulation, is reduced to a single mapping  $f_3$ , that is, it takes the already known to us form (25):

$$(31) \quad 0 \rightarrow (dl)' \xrightarrow{f_3} (d\omega)' \rightarrow 0,$$

This complex is acyclic provided  $\det f_3 \neq 0$ .

As we have explained in Section 5, it makes sense to consider matrix  $F_3$  which consists, by definition, of the partial derivatives of *all* deficit angles with respect to *all* edge lengths in the triangulation of the lens space and of which  $f_3$  is a submatrix. Moreover, it makes sense to consider the “normalized” version of  $F_3$ , i.e., matrix  $G_3$  defined by (19).

Matrix  $G_3$  has many zero entries. They appear in one of two ways: either the corresponding derivative  $\partial\omega_a/\partial l_b$  vanishes because the edges  $a$  and  $b$  do not belong to the same tetrahedron, or the cause is like that explained in the proof of Theorem 7, compare (22).

We will denote the triangulation edges by indicating the origin and end vertices of a given edge. As different edges may have the same origin and end vertices, we will assign indices to them, as indicated in Figure 10. For example, as one can see

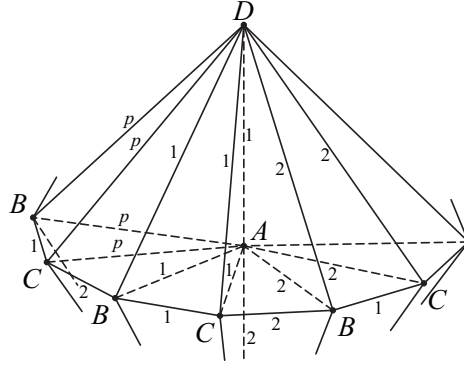


FIGURE 10. To the explanation of the structure of matrix  $G_3$

from this figure, there exist  $p$  different edges  $AB$ , and each of them is equipped with an index from 1 to  $p$ . So, we denote by  $(AB)_n$  the edge  $AB$  equipped with index  $n$ .

To describe the structure of matrix  $G_3$ , we introduce the following ordering on the set of all edges in triangulation:

$$\begin{aligned} & (AB)_1, \dots, (AB)_p, (CD)_1, \dots, (CD)_p, \\ & (AC)_1, \dots, (AC)_p, (BD)_1, \dots, (BD)_p, \\ & (AD)_1, (AD)_2, (BC)_1, (BC)_2. \end{aligned}$$

In this way, we put in order the basis vectors in spaces  $(dl)$  and  $(d\omega)$ . The order of matrix  $G_3$  is  $(4p+4) \times (4p+4)$ , and with respect to the preceding ordered basis,

$G_3$  has the following block structure:

$$(32) \quad G_3 = \left( \begin{array}{cc|cc|cc} \mathbf{0}_p & S_1 & & & & \\ S_1^T & \mathbf{0}_p & & & & \\ \hline & & \mathbf{0}_p & S_2 & & \\ & & S_2^T & \mathbf{0}_p & & \\ \hline & & & & \mathbf{0}_2 & S_3 \\ & & & & S_3^T & \mathbf{0}_2 \end{array} \right),$$

where  $S_1, S_2$  are  $p \times p$  submatrices and  $S_3$  is a  $2 \times 2$  submatrix. Here and below the empty spaces in matrices are of course occupied by zeroes.

We now describe the structure of  $S_1, S_2$  and  $S_3$ .

- (i) The  $i$ th row of  $S_1$  consists of the partial derivatives  $\partial\omega_{(AB)_i}/\partial l_{(CD)_j}$ , and with the help of Figure 10, we may conclude that there exist exactly four nonzero entries in each row, namely:

$$(33) \quad c \cdot \frac{\partial\omega_{(AB)_i}}{\partial l_{(CD)_i}}, \quad c \cdot \frac{\partial\omega_{(AB)_i}}{\partial l_{(CD)_{i-1}}}, \quad c \cdot \frac{\partial\omega_{(AB)_i}}{\partial l_{(CD)_{i-q}}}, \quad c \cdot \frac{\partial\omega_{(AB)_i}}{\partial l_{(CD)_{i-q-1}}},$$

where

$$c = \frac{6V_{ABCD}}{l_{AB}l_{CD}}.$$

Here, all indices change cyclicly from 1 to  $p$ , i.e., for instance,  $0 \equiv p$ ,  $-1 \equiv p-1$ , and so forth. It is convenient to choose the orientation of the four tetrahedra in Figures 1 and 2 as  $BACD$ . Then, according to (5), the expressions in (33) turn respectively into

$$1, \quad -1, \quad -1, \quad 1.$$

Moving further along these lines, we obtain

$$(34) \quad S_1 = \mathbf{1}_p - E - E^q + E^{q+1} = (\mathbf{1}_p - E^q)(\mathbf{1}_p - E),$$

where  $\mathbf{1}_p$  is the identity matrix of size  $p \times p$ , and

$$(35) \quad E = \begin{pmatrix} 0 & \dots & 1 \\ 1 & 0 & \\ & 1 & \ddots & \vdots \\ & & \ddots & 0 \\ & & & 1 & 0 \end{pmatrix}.$$

- (ii) Similarly,

$$(36) \quad S_2 = (\mathbf{1}_p - E^q)(\mathbf{1}_p - E^{-1}).$$

- (iii) Finally, one can verify that

$$(37) \quad S_3 = p \begin{pmatrix} 1 & -1 \\ -1 & 1 \end{pmatrix}.$$

**7.3. Invariant for the “simplest” framing.** Let  $L_n(p, q)$  denote the lens space  $L(p, q)$  with a tetrahedron chain like in Figure 9, but with the angular distance  $n \cdot \frac{2\pi}{p}$  between the two distinguished tetrahedra. Thus, we have an “unknot going along the element  $n \in \mathbb{Z}_p = H_1(L(p, q))$ ”, which we will also call the  $n$ th unknot. In this section we consider the simplest case when a framed knot is determined directly by a tetrahedron chain of the type depicted in Figure 9.

According to (16) and (17) and the form of Complex (31), the invariant takes the simple form

$$(38) \quad I(L_n(p, q)) = \frac{1}{\det g_3},$$

where  $g_3$  is the submatrix of  $G_3$  consisting of the same rows and columns of which consists  $f_3$  as a submatrix of  $F_3$ , compare Equation (27).

We also identify  $n \in \mathbb{Z}_p$  with one of positive integers  $1, \dots, p-1$  (of course,  $n \neq 0$ ). One can see that matrix  $g_3$ , for a given  $n$ , can be obtained by taking away from  $G_3$  the rows and columns number  $n, p, p+n, 2p, 2p+n, 3p, 3p+n, 4p, 4p+1$ , and  $4p+3$ . Let  $\tilde{S}_1$  (resp.  $\tilde{S}_2$ ) denote the  $(p-2) \times (p-2)$  matrix obtained by removing the  $n$ th and  $p$ th rows and columns from the matrices  $S_1$  (resp.  $S_2$ ). We set:

$$s_n = \det \tilde{S}_1, \quad t_n = \det \tilde{S}_2.$$

Also, let  $\tilde{S}_3$  denote the matrix obtained by removing the first row and column from the matrix  $S_3$ , that is,  $\tilde{S}_3 = (p)$ .

**Theorem 10.** *The invariant  $I(L_n(p, q))$  is explicitly given by*

$$(39) \quad I(L_n(p, q)) = -\frac{1}{s_n^2 t_n^2 p^2},$$

where

$$(40) \quad s_n = nq_n^* - p\nu_n,$$

$$(41) \quad t_n = p - s_n = p(\nu_n + 1) - nq_n^*,$$

$$(42) \quad \nu_n = \frac{1}{p} \sum_{k=0}^{p-1} \frac{1 - \zeta^{k(1-n)}}{1 - \zeta^k} \frac{1 - \zeta^{kq(q_n^* - 1)}}{1 - \zeta^{-kq}}, \quad \zeta = e^{2\pi i/p}$$

and  $q_n^* \in \{1, \dots, p-1\}$  is such that  $qq_n^* \equiv n \pmod{p}$ .

*Remark 13.* As we will prove, the values  $\nu_n$ , defined in (42), are integers too and belong to  $\{0, \dots, n-1\}$ . So, we have the congruences  $s_n \equiv nq_n^* \pmod{p}$  and  $t_n \equiv -nq_n^* \pmod{p}$ .

*Proof of Theorem 10.* Equation (39) is directly deduced from the block structure in Eq. (32) of matrix  $G_3$  and Equation (38). So, it remains only to find the values  $s_n$  and  $t_n$ .

- (1) We first prove (40). We use the factorization of matrix  $S_1$  given by (34) in order to simplify the matrix  $\tilde{S}_1$  with the help of certain sequence of elementary transformations preserving the determinant.

Recall that matrix  $\tilde{S}_1$  is obtained from matrix

$$(43) \quad S_1 = (\mathbf{1}_p - E^q)(\mathbf{1}_p - E)$$

by taking away  $n$ th and  $p$ th columns and rows. This means that  $\tilde{S}_1$  can be obtained also as a product like (43), but with the corresponding rows withdrawn from matrix  $(\mathbf{1}_p - E^q)$ , and corresponding columns withdrawn from matrix  $(\mathbf{1}_p - E)$ . Note that below, when we are speaking of row/column numbers in matrix  $\tilde{S}_1$ , we mean the numbers that these rows/columns had in  $S_1$ , *before* we have removed anything from it.

So, here are our elementary transformations. In matrix  $(\mathbf{1}_p - E^q)$ , for each integer  $k$  from 1 to  $q_n^* - 1$ , we add the  $(kq)$ th row to the  $(kq + q)$ th row (numbers modulo  $p$ ). In matrix  $(\mathbf{1}_p - E)$ , we first add the  $(p - 1)$ th column to the  $(p - 2)$ th one, then we add the  $(p - 2)$ th column to the  $(p - 3)$ th one and so forth omitting the pair of column numbers  $n - 1$  and  $n + 1$ . Then, the resulting matrix has a determinant is equal to  $s_n = \det \tilde{S}_1$ , and admits the following structure:

$$(44) \quad \begin{pmatrix} \mathbf{1}_{p-2} & \mathbf{c}_n & \mathbf{c}_p \end{pmatrix} \begin{pmatrix} \mathbf{1}_{p-2} \\ \mathbf{r}_n \\ \mathbf{r}_p \end{pmatrix} = \mathbf{1}_{p-2} + \mathbf{c}_n \otimes \mathbf{r}_n + \mathbf{c}_p \otimes \mathbf{r}_p.$$

Here we have also moved the  $n$ th row in matrix  $(\mathbf{1}_p - E^q)$  to the  $(p - 1)$ th position and the  $n$ th column in matrix  $(\mathbf{1}_p - E)$  to the  $(p - 1)$ th position. The components of column  $\mathbf{c}_p$  and row  $\mathbf{r}_n$  look like

$$(\mathbf{c}_p)_i = \begin{cases} 1, & i = kq \bmod p, \quad k = 1, \dots, q_n^* - 1, \\ 0, & \text{otherwise,} \end{cases}$$

$$(\mathbf{r}_n)_i = \begin{cases} 1, & i = 1, \dots, n - 1, \\ 0, & i = n, \dots, p - 2. \end{cases}$$

Moreover, for all  $i$  we have

$$(45) \quad (\mathbf{c}_n)_i = 1 - (\mathbf{c}_p)_i, \quad (\mathbf{r}_p)_i = 1 - (\mathbf{r}_n)_i.$$

The matrix  $\mathbf{c}_n \otimes \mathbf{r}_n + \mathbf{c}_p \otimes \mathbf{r}_p$  has rank 2, so its eigenvalues are

$$0, \dots, 0, \lambda_1, \lambda_2,$$

where  $\lambda_1, \lambda_2$  are the eigenvalues of the following matrix of size  $2 \times 2$ :

$$\begin{pmatrix} \mathbf{r}_n \mathbf{c}_n & \mathbf{r}_n \mathbf{c}_p \\ \mathbf{r}_p \mathbf{c}_n & \mathbf{r}_p \mathbf{c}_p \end{pmatrix}.$$

Therefore, from (44), we can deduce that the determinant of  $\tilde{S}_1$  is equal to

$$(46) \quad \det \tilde{S}_1 = s_n = \begin{vmatrix} 1 + \mathbf{r}_n \mathbf{c}_n & \mathbf{r}_n \mathbf{c}_p \\ \mathbf{r}_p \mathbf{c}_n & 1 + \mathbf{r}_p \mathbf{c}_p \end{vmatrix}.$$

Further, using (45) and elementary transformations, we simplify this determinant to

$$s_n = \begin{vmatrix} n & \mathbf{r}_n \mathbf{c}_p \\ p & q_n^* \bmod p \end{vmatrix} = nq_n^* - p \mathbf{r}_n \mathbf{c}_p,$$

where the inner product  $\mathbf{r}_n \mathbf{c}_p$  is an integer between 0 and  $n - 1$ .

Finally, using the discrete Fourier transform, one can prove that

$$\mathbf{r}_n \mathbf{c}_p = \nu_n = \frac{1}{p} \sum_{k=0}^{p-1} \frac{1 - \zeta^{k(1-n)}}{1 - \zeta^k} \frac{1 - \zeta^{kq(q_n^* - 1)}}{1 - \zeta^{-kq}},$$

where  $\zeta = e^{2\pi i/p}$ .



(2) Quite similarly, we obtain Formula (41). □

**7.4. Invariant for all framings.** According to Section 5, we should investigate the change of matrix  $G_3$  under the change of the framing. We assume that we do the first half-revolution exactly as described in Section 5, and the second half-revolution goes in a similar way but with the pair of edges  $AB, CD$  replaced by the pair  $AC, BD$ , the third half-revolution involves again the pair  $AB, CD$  and so on.

Thus, we have to study how the submatrices  $S_1$  and  $S_2$  of  $G_3$  change, because by (32) they correspond to the pairs  $AB, CD$  and  $AC, BD$  respectively. We think of these matrices as made of the following blocks:

$$(47) \quad S_i = \begin{pmatrix} K_i & M_i \\ L_i & \beta_i \end{pmatrix}, \quad i = 1, 2,$$

where  $K_i$  is a  $(p-1) \times (p-1)$  matrix,  $L_i$  and  $M_i$  are row and column of size  $p-1$  respectively, and  $\beta_i$  is a real number.

We keep the notations used in Section 5. The changes made in matrices  $S_1$  and  $S_2$  follow from Formula (21). When we do the first half-revolution we have  $\epsilon = 1$  according to our agreement that the orientation of the tetrahedra in Figures 1 and 2 is  $BACD$ . When we do the second half-revolution we have  $\epsilon = -1$ , because the orientation of the “initial” (or better to say, the innermost in the “sandwich”, see Section 5) tetrahedron has changed. Then  $\epsilon$  takes again the value  $-1$ , and so on.

Suppose we have done this way  $h$  half-revolutions. We let  $S_1^{(h)}$  (resp.  $S_2^{(h)}$ ) denote the matrices obtained from  $S_1$  (resp.  $S_2$ ) according to (21). Then

$$(48) \quad S_1^{(2m-1)} = S_1^{(2m)} = \begin{pmatrix} K_1 & M_1 & & & \\ L_1 & \beta_1 - 1 & 1 & & \\ & 1 & -2 & 1 & \\ & & 1 & \ddots & \ddots \\ & & & \ddots & -2 & 1 \\ & & & & 1 & -1 \end{pmatrix},$$

where the total number of  $(-2)$ 's is  $m-1$ , and

$$(49) \quad S_2^{(2m)} = S_2^{(2m+1)} = \begin{pmatrix} K_2 & M_2 & & & \\ L_2 & \beta_2 + 1 & -1 & & \\ & -1 & 2 & -1 & \\ & & -1 & \ddots & \ddots \\ & & & \ddots & 2 & -1 \\ & & & & -1 & 1 \end{pmatrix},$$

where the total number of  $2$ 's is  $m-1$ . By definition,  $S_1^{(-1)} = S_1^{(0)} = S_1$  and  $S_2^{(0)} = S_2$ .

In conformity with the notations used in the previous subsection, we let  $\tilde{S}_1^{(2m)}$  denote the matrix obtained by taking away the  $n$ th and the last columns and rows from matrix  $S_1^{(2m)}$ . Set  $s_n^{(2m)} = \det \tilde{S}_1^{(2m)}$ . Quite similarly, we define  $s_n^{(2m+1)} = \det \tilde{S}_1^{(2m+1)}$  and  $t_n^{(2m)} = \det \tilde{S}_2^{(2m)}$ . The following result gives the value of our invariant for all framings in  $L_n(p, q)$ .

**Theorem 11.** *Let  $r$  be a difference between the considered and the simplest (i.e., as in Subsection 7.3) framings of the  $n$ -th unknot in  $L(p, q)$ .*

*The invariant  $I^{(r)}(L_n(p, q))$ , for  $r$  integer or half-integer, is given by*

$$(50) \quad I^{(m)}(L_n(p, q)) = \frac{-1}{(s_n^{(2m)})^2 (t_n^{(2m)})^2 p^2},$$

$$(51) \quad I^{(m+1/2)}(L_n(p, q)) = \frac{1}{(s_n^{(2m+1)})^2 (t_n^{(2m)})^2 p^2},$$

where

$$(52) \quad s_n^{(2m)} = (-1)^m (s_n - mp),$$

$$(53) \quad s_n^{(2m+1)} = (-1)^{m+1} (s_n - mp - p),$$

$$(54) \quad t_n^{(2m)} = t_n + mp = p - s_n + mp.$$

*Proof.* By Equation (38), we have two formulas for the invariant:

$$(55) \quad I^{(m)}(L_n(p, q)) = \frac{-1}{(s_n^{(2m)})^2 (t_n^{(2m)})^2 p^2}$$

and

$$(56) \quad I^{(m+1/2)}(L_n(p, q)) = \frac{1}{(s_n^{(2m+1)})^2 (t_n^{(2m)})^2 p^2}.$$

So, what remains is to specify the values of  $s_n^{(2m)}$ ,  $t_n^{(2m)}$  and  $s_n^{(2m+1)}$ .

First of all, we need a lemma concerning matrices  $S_1$  given by (34) and  $S_2$  given by (36). Note that they are degenerate, so they do not have inverse matrices. Instead, we can consider their *adjoint* matrices, whose rank is necessarily not bigger than 1.

**Lemma 12.** *The adjoint matrix to both  $S_1$  and  $S_2$  has all its elements equal to  $p$ .*

*Proof.* One can see that the adjoint matrix to  $\mathbf{1}_p - E^r$ , where  $E$  is given by (35) and  $p$  and  $r$  are relatively prime, is a matrix whose all elements are unities. When we take a product like in (34) or (36), the corresponding adjoint matrices are also multiplied (this can be seen at once if we think of matrices  $S_1$  and  $S_2$  and their factors in (34) and (36) as limits of some nondegenerate matrices, keeping in mind that the adjoint to a nondegenerate matrix  $A$  is  $\det A \cdot A^{-1}$ ). The product of two  $p \times p$  matrices whose all elements are 1 is a matrix whose all elements are  $p$ .  $\square$

Return to the proof of Theorem 11. First, we prove (52). By definition,  $s_n^{(0)} = s_n$ . Let us find the value

$$(57) \quad s_n^{(2)} = \det \tilde{S}_1^{(2)} = \begin{vmatrix} \tilde{K}_1 & \tilde{M}_1 \\ \tilde{L}_1 & \beta_1 - 1 \end{vmatrix},$$

where  $\tilde{K}_1$  means the matrix  $K_1$  without its  $n$ th row and  $n$ th column;  $\tilde{L}_1$  and  $\tilde{M}_1$  mean  $L_1$  and  $M_1$  without their  $n$ th entries.

It follows from Lemma 12 that

$$(58) \quad \begin{vmatrix} \tilde{K}_1 & \tilde{M}_1 \\ \tilde{L}_1 & \beta_1 \end{vmatrix} = p.$$

Indeed, the matrix

$$\begin{pmatrix} \widetilde{K}_1 & \widetilde{M}_1 \\ \widetilde{L}_1 & \beta_1 \end{pmatrix}$$

is just the matrix  $S_1$  (compare with (47)) without its  $n$ th row and  $n$ th column, so the determinant (58) is the corresponding element of the matrix adjoint to  $S_1$ . Comparing (57) and (58), we get

$$s_n^{(2)} = p - s_n.$$

Let  $m > 1$ . Using the row (or column) expansion of the determinant of matrix  $\widetilde{S}_1^{(2m)}$ , one can see that a number sequence  $s_n^{(2m)}$  is defined by the recurrent condition

$$(59) \quad s_n^{(2m)} = -2s_n^{(2m-2)} - s_n^{(2m-4)}.$$

Besides, as we have just shown, there are the following initial conditions  $s_n^{(0)} = s_n$ ,  $s_n^{(2)} = p - s_n$ . Hence, using induction on  $m$ , we get (52).

As for (53) and (54), they are proved in much the same manner.  $\square$

*Remark 14.* If the values of our invariants (50) and (51) turn into infinity, then this means that Complex (31) is *not acyclic*. However, one can check that, e.g., for  $p = 7$  this never happens. Moreover, if we consider the lens space  $L(7, 1)$ , the invariants (50) and (51) are enough to distinguish *all* unknots with *all* framings from each other.

## 8. DISCUSSION OF RESULTS

Here are some remarks about the results of this paper and possible further directions of research.

- (1) Given the results of Theorems 8, 10 and 11, we observe that our invariant, although being just one number, is highly nontrivial already for the unknot in sphere  $S^3$  and “unknots” in lens spaces: it detects the framing of unknot in  $S^3$  and, for example, it is powerful enough to distinguish between all “unknots” with all framings in  $L(7, 1)$ , as stated in Remark 14.

The work is currently underway of doing calculations for nontrivial knots in  $S^3$  and other nontrivial situations. Regardless of the fact to what extent this invariant can detect nontrivial knots, we have seen that it does give interesting information. Moreover, recall that this is just the “zeroth level invariant” in terminology of papers [10, 11]; we leave the calculations for other levels for further work.

Thus, although much work remains to be done, the calculations in the present paper already demonstrate the nontriviality of our TQFT.

- (2) Our invariants in this paper, as well as in [10, 11], are calculated using the torsion of acyclic complexes of geometric origin. Comparing this with the “usual” Reidemeister torsion, we see a striking difference between them. Our invariants work like quantum invariants in the sense that they do not require any nontrivial representation of the fundamental group (be it the fundamental group of the manifold or of the knot complement). We expect that a “non-commutative” version of our invariants will be developed, where real or complex numbers attached to elements of a triangulation are

replaced with some associative algebra, which will show even more clearly the quantum nature of our theory.

- (3) There also exists a version of our theory using the universal cover of a manifold  $M$  and nontrivial representations of the fundamental group  $\pi_1(M)$  into the group of motions of three-dimensional Euclidean space [13, 15, 16]. This theory has been developed yet only for closed manifolds. In contrast with the previous remark, the invariants in such theory appear to be related to the usual Reidemeister torsion, including even the non-abelian case, see [15]; it is also interesting to compare this with paper [3]. As stated in [3], the Reidemeister torsion is related to the *volume form* on the character variety of the fundamental group. Note also that (see for example [2]) the structure of the character variety of the fundamental group of the manifold obtained by a surgery on a knot is well-known: it can be deduced using the character variety of the knot complement and the slope of the surgery. So, we can try to search for possible links between that and the set of real numbers we obtain using our invariant, guided by a general idea that, in a sense, the representations could be hidden in the surgery.
- (4) One more direction of research is suggested by the presence of a framed knot in our constructions. As we know, this is usually used for obtaining new closed manifolds by means of a surgery. For example, lens spaces are obtained by surgery on the unknot in  $S^3$  with a certain framing, which is exactly the slope of the surgery. So, the idea is, in a general formulation, to explore more in-depth the behavior of our invariant under surgeries. This can require more research on what happens with our invariants under shellings of a manifold boundary.

Shellings and inverse shellings of a manifold boundary should be studied also because they provide a way of changing the boundary triangulation, compare [10, Sec. 4].

- (5) Finally, we would like to emphasize once more that, from a purely mathematical point of view, three-dimensional Euclidean geometry plays in this paper just an auxiliary role as a provider of algebraic structure — a chain complex made of differentials of Euclidean quantities. In general, this auxiliary geometry need not be Euclidean, nor three-dimensional, as is shown by other theories developed for instance in [8, 9, 12]. Although these theories have not yet been developed to the stage of a TQFT (which requires formulas for composition of invariants under the gluing of manifolds with boundary), there is little doubt that such formulas always can be written. Especially interesting must be the generalization to *four*-dimensional manifolds.

**Acknowledgements.** The authors J.D. and I.G.K. acknowledge support from the *Swiss National Science Foundation*. In particular, it made possible the visit of I.G.K. to Geneva, where the work on this paper began.

The work of I.G.K. and E.V.M. was supported by *Russian Foundation for Basic Research*, Grant no. 07-01-96005.

The work of J.D. was partially supported by the European Community with Marie Curie Intra-European Fellowship (MEIF-CT-2006-025316). While writing the paper, J.D. visited the CRM. He thanks the CRM for hospitality.

## REFERENCES

1. M.F. Atiyah, *Topological quantum field theories*, Publications Mathématiques de l’IHÉS **68** (1988), 175–186.
2. H.U. Boden, C.M. Herald, P.A. Kirk, E.P. Klassen, *Gauge theoretic invariants of Dehn surgeries on knots*, Geom. Topol. **5** (2001), 143–226.
3. J. Dubois, *Non abelian Reidemeister torsion and volume form on the SU-representation space of knot groups*, Ann. Institut Fourier **55** (2005), 1685–1734.
4. I.G. Korepanov, *Invariants of PL-manifolds from metrized simplicial complexes. Three-dimensional case*, J. Nonlin. Math. Phys. **8** (2001), 196–210.
5. I.G. Korepanov, *Euclidean 4-simplices and invariants of four-dimensional manifolds: I. Moves  $3 \rightarrow 3$* , Theor. Math. Phys. **131** (2002), 765–774.
6. I.G. Korepanov, *Euclidean 4-simplices and invariants of four-dimensional manifolds: II. An algebraic complex and moves  $2 \leftrightarrow 4$* , Theor. Math. Phys. **133** (2002), 1338–1347.
7. I.G. Korepanov, *Euclidean 4-simplices and invariants of four-dimensional manifolds: III. Moves  $1 \leftrightarrow 5$  and related structures*, Theor. Math. Phys. **135** (2003), 601–613.
8. I.G. Korepanov, *SL(2)-Solution of the pentagon equation and invariants of three-dimensional manifolds*, Theor. Math. Phys. **138** (2004), 18–27.
9. I.G. Korepanov, *Invariants of three-dimensional manifolds from four-dimensional Euclidean geometry*, arXiv:math/0611325.
10. I.G. Korepanov, *Geometric torsions and invariants of manifolds with a triangulated boundary*, Theor. Math. Phys. **158** (2009), 82–95.
11. I.G. Korepanov, *Geometric torsions and an Atiyah-style topological field theory*, Theor. Math. Phys. **158** (2009), 344–354.
12. I.G. Korepanov, R.M. Kashaev, E.V. Martyshev, *A finite-dimensional TQFT for three-manifolds based on group  $\mathrm{PSL}(2, \mathbb{C})$  and cross-ratios*, arXiv:0809.4239.
13. I.G. Korepanov, E.V. Martyshev, *Distinguishing three-dimensional lens spaces  $L(7, 1)$  and  $L(7, 2)$  by means of classical pentagon equation*, J. Nonlinear Math. Phys. **9** (2002), 86–98.
14. W.B.R. Lickorish, *Simplicial moves on complexes and manifolds*, Geom. Topol. Monographs **2** (1999), 299–320.
15. E.V. Martyshev, *Euclidean geometric invariants of links in 3-sphere*, Proc. Chelyabinsk Sci. Center **4** (2004), 1–5.
16. E.V. Martyshev, *Geometric invariants of three-dimensional manifolds, knots and links: Ph.D. Thesis (in russian)*, South Ural State University, 2007.
17. G. Ponzano, T. Regge, *Semiclassical limit of Racah coefficients*, in: Spectroscopic and group theoretical methods in physics, ed. F. Bloch, North-Holland Publ. Co., Amsterdam, 1968, 1–58.
18. T. Regge, *General relativity without coordinates*, Nuovo Cim. **19** (1961), 558–571.
19. K. Reidemeister, *Homotopieringe und Linsenräume*, Hamburger Abhandl. **11** (1935), 102–109.
20. N. Reshetikhin and V. Turaev, *Invariants of 3-manifolds via link polynomials and quantum groups*, Invent. Math. **103** (1991), 547–597.
21. V. Turaev, *Quantum Invariants of Knots and 3-Manifolds*, de Gruyter Studies in Mathematics **18** (1994).
22. V. Turaev, *Introduction to combinatorial torsions*, Birkhäuser, 2001.
23. E. Witten, *Topological quantum field theory*, Comm. Math. Phys. **117** (1988), 353–386.

INSTITUT DE MATHÉMATIQUES DE JUSSIEU, UNIVERSITÉ PARIS DIDEROT–PARIS 7, UFR DE MATHÉMATIQUES, CASE 7012, BÂTIMENT CHEVALERET, 2, PLACE JUSSIEU, 75205 PARIS CEDEX 13 FRANCE

*E-mail address:* `dubois@math.jussieu.fr`

SOUTH URAL STATE UNIVERSITY, 76 LENIN AVENUE, CHELYABINSK 454080, RUSSIA

*E-mail address:* `kig@susu.ac.ru`

SOUTH URAL STATE UNIVERSITY, 76 LENIN AVENUE, CHELYABINSK 454080, RUSSIA

*E-mail address:* `mev@susu.ac.ru`