

ON THE SHRINKAGE BEHAVIOR OF PARTIAL LEAST SQUARES REGRESSION

NICOLE KRÄMER

ABSTRACT. We present a formula for the shrinkage factors of the Partial Least Squares regression estimator and deduce some of their properties, in particular the known fact that some of the factors are > 1 . We investigate the effect of shrinkage factors for the Mean Squared error of linear estimators and illustrate that we cannot extend the results to nonlinear estimators. In particular, shrinkage factors > 1 do not automatically lead to a poorer Mean Squared Error. We investigate empirically the effect of bounding the absolute value of the Partial Least Squares shrinkage factors by 1.

Keywords Partial Least Squares, shrinkage estimators

AMS classification 62J07, G2H99

1. INTRODUCTION

We investigate the shrinkage properties of the Partial Least Squares (PLS) regression estimator. It is known (e.g. [2]) that we can express the PLS estimator obtained after m steps in the following way:

$$\hat{\beta}_{PLS}^{(m)} = \sum_{i=1}^p f^{(m)}(\lambda_i) \cdot z_i,$$

where z_i is the component of the Ordinary Least Squares (OLS) estimator along the i th principal component of the covariance matrix $X^t X$ and λ_i is the corresponding eigenvalue. The quantities $f^{(m)}(\lambda_i)$ are called shrinkage factors. We show that these factors are determined by a tridiagonal matrix (which depends on the input-output matrix (X, y)) and can be calculated in a recursive way. Combining the results of [1] and [9], we give a simpler and clearer proof of the shape of the shrinkage factors of PLS and derive some of their properties. In particular, we show that some of the values $f^{(m)}(\lambda_i)$ are greater than 1 (this was first proved in [1]).

We argue that these "peculiar shrinkage properties" [1] do not necessarily imply that the Mean Squared Error (MSE) of the PLS estimator is worse compared to the MSE of the OLS estimator: In the case of deterministic shrinkage factors, i.e. factors that do not depend on the output y , any value $|f^{(m)}(\lambda_i)| > 1$ is of course undesirable. But in the case of PLS, the shrinkage factors are stochastic – they also depend on y . Even if $P(|f^{(m)}(\lambda_i)| > 1) = 1$ we cannot conclude that the MSE is worse than the MSE of the OLS estimator. In particular, bounding the absolute value of the shrinkage factor by 1 does not automatically yield a lower MSE, in disagreement to what was conjectured in e.g. [2].

Having issued this warning, we explore whether bounding the shrinkage factors leads to a lower MSE or not. It is very difficult to derive theoretical results, as the quantities of interest – $\hat{\beta}_{PLS}^{(m)}$ and $f^{(m)}(\lambda_i)$ respectively – depend on y in a complicated, nonlinear way. As a substitute, we study the problem on several artificial data sets and one real world example. It turns out that in most cases the MSE of the bounded version of PLS is indeed smaller than the one of PLS, although the improvement is tiny.

The paper is organized as follows: In section 2 we introduce the notation and in section 3 we recall some properties of Krylov spaces. In section 4 we define the PLS estimator and in section 5 we provide mathematical results that are needed in the rest of the paper. After explaining the notion of shrinkage in section 6 we derive the formulas for the PLS shrinkage factors in section 7 and derive some of their properties. In section 8, we report on the results of the experiments. The paper ends with a conclusion.

2. PRELIMINARIES

We consider the multivariate linear regression model

$$(1) \quad y = X\beta + \varepsilon$$

with

$$\text{Cov}(y) = \sigma^2 \cdot \text{Id}.$$

The number of variables is p , the number of examples is n . For simplicity, we assume that X and y are scaled to have zero mean, so we do not have to worry about intercepts. We have

$$\begin{aligned} X &\in \mathbb{R}^{n \times p}, \\ A := X^t X &\in \mathbb{R}^{p \times p}, \\ y &\in \mathbb{R}^n, \\ b := X^t y &\in \mathbb{R}^p. \end{aligned}$$

We set $p^* = \text{rk}(A) = \text{rk}(X)$. The singular value decomposition of X is of the form

$$X = V\Sigma U^t$$

with

$$\begin{aligned} V &\in \mathbb{R}^{n \times p} \\ \Sigma = \text{diag}(\sqrt{\lambda_1}, \dots, \sqrt{\lambda_p}) &\in \mathbb{R}^{p \times p}, \\ U &\in \mathbb{R}^{p \times p}. \end{aligned}$$

We have $U^t U = \text{Id}_p$ and $V^t V = \text{Id}_p$.

Set $\Lambda = \Sigma^2$. The eigendecomposition of A is

$$A = U\Lambda U^t = \sum_{i=1}^p \lambda_i u_i u_i^t.$$

The eigenvalues λ_i of A (and any other matrix) are ordered in the following way:

$$\lambda_1 \geq \lambda_2 \geq \dots \geq \lambda_p \geq 0.$$

The Moore-Penrose inverse of a matrix M is denoted by M^- .

The Ordinary Least Squares (OLS) estimator $\hat{\beta}_{OLS}$ is the solution of the optimization problem

$$\arg \min_{\beta} \|y - X\beta\|.$$

Set

$$(2) \quad t = \Sigma V^t y.$$

The OLS estimator is given by the formula

$$\begin{aligned}\hat{\beta}_{OLS} &= (X^t X)^{-} X^t y \\ &= U \Lambda^{-} U^t U \Sigma V^t y \\ &= U \Lambda^{-} t \\ &= \sum_{i=1}^{p^*} \frac{v_i^t y}{\sqrt{\lambda_i}} u_i.\end{aligned}$$

Set

$$z_i = \frac{v_i^t y}{\sqrt{\lambda_i}} u_i.$$

Finally, we need a result on the shape of the Moore-Penrose inverse of a symmetric matrix.

Proposition 1. *Let $B \in \mathbb{R}^{m \times m}$ be a symmetric matrix with eigendecomposition*

$$B = S \Lambda S^t,$$

with eigenvalues λ_i . Set

$$f_B(\lambda) = 1 - \prod_{\lambda_i \neq 0} \left(1 - \frac{\lambda}{\lambda_i}\right).$$

As $f_B(0) = 0$ we can write

$$f_B(\lambda) = \lambda \cdot \pi_B(\lambda).$$

Then

$$B^{-} = \pi_B(B).$$

Proof. The four properties that we have to check are

- (1) $(BB^{-})^t = BB^{-}$,
- (2) $(B^{-}B)^t = B^{-}B$,
- (3) $BB^{-}B = B$,
- (4) $B^{-}BB^{-} = B^{-}$.

As B is symmetric, the polynomial $\pi_B(B)$ is symmetric as well, which proves the first two conditions. Next note that it suffices to prove the and properties 3 and 4 for the diagonal matrix

$$\Lambda = \text{diag}(\lambda_1, \dots, \lambda_k, 0, \dots, 0)$$

with $k = \text{rk}(B)$. This is true as

$$\begin{aligned}B^{-} &= (S \Lambda S^t)^{-} \\ &= S \Lambda^{-} S^t.\end{aligned}$$

We have

$$\Lambda^{-} = \text{diag}(\lambda_1^{-1}, \dots, \lambda_k^{-1}, 0, \dots, 0).$$

The third property of the Moore-Penrose inverse is $\Lambda = \Lambda \Lambda^{-} \Lambda$ which is equivalent to $\lambda_i = \lambda_i \pi_B(\lambda_i) \lambda_i$ which is obviously true. The fourth property follows as easily. \square

Remark 2. The degree of the polynomial π_B is $\text{rk}(B) - 1$. The proposition is valid no matter if we count the non-zero eigenvalues with or without multiplicities. We count the eigenvalues with multiplicities in order to connect the polynomial to the characteristical polynomial in the regular case: If B is a regular matrix, π_B is linked to the characteristical polynomial χ_B in the following way:

$$\lambda \cdot \pi_B(\lambda) = \frac{1}{\chi_B(0)} \chi_B(\lambda) + 1.$$

3. KRYLOV SPACES

Set

$$K^{(m)} := (A^0 b, Ab, \dots, A^{m-1} b) \in \mathbb{R}^{p \times m}.$$

The columns of $K^{(m)}$ are called the Krylov sequence of A and b .

The space spanned by the columns of $K^{(m)}$ is called the Krylov space of A and b and denoted by $\mathcal{K}^{(m)}$. We recall some basic facts on the dimension of the Krylov space that are needed in the rest of the paper. Set

$$\mathcal{M} := \{\lambda_i | t_i \neq 0\}$$

(the vector t is defined in (2)) and

$$m^* := |\mathcal{M}|.$$

Lemma 3. *We have*

$$\dim \mathcal{K}^{(m^*)} = m^*.$$

Proof. Suppose that

$$\sum_{j=0}^{m^*-1} \gamma_j A^j b = 0$$

for some $\gamma_0, \dots, \gamma_{m^*-1} \in \mathbb{R}$. Using the eigendecomposition of A this equation is equivalent to

$$U \left(\sum_{j=0}^{m^*-1} \gamma_j \Lambda^j t \right) = 0$$

As U is an invertible matrix, this is equivalent to

$$\sum_{j=0}^{m^*-1} \gamma_j \lambda_i^j t_i = 0$$

for $i = 1, \dots, p$. Hence, each element $\lambda_i \in \mathcal{M}$ is a zero of the polynomial

$$\sum_{j=0}^{m^*-1} \gamma_j \lambda^j.$$

This is a polynomial of degree $\leq m^* - 1$. as it has $m^* = |\mathcal{M}|$ different zeroes, it must be trivial, i.e. $\gamma_j = 0$. \square

Lemma 4. *If $m > m^*$ we have $\dim \mathcal{K}^{(m)} = m^*$.*

Proof. It is clear that $\dim \mathcal{K}^{(m)} \geq m^*$ as $\mathcal{K}^{(m^*)} \subset \mathcal{K}^{(m)}$. Assume that there is a set S of $m^* + 1$ linear independent vectors in the Krylov sequence $K^{(m)}$. Set

$$I = \{i \in \{1, \dots, m\} | A^{i-1} b \in S\}.$$

Hence $|I| = m^* + 1$. The condition that S is linear independent is equivalent to the following: There is no nontrivial polynomial

$$g(\lambda) = \sum_{i \in I} \gamma_i \lambda^i$$

such that

$$(3) \quad g(\lambda_i) = 0$$

for $\lambda_i \in \mathcal{M}$. As the polynomial g is of degree $|I| = m^* + 1$ and $|\mathcal{M}| = m^*$, there is always a nontrivial solution of equation (3). \square

We sum up the two results:

Proposition 5. *We have*

$$\dim \mathcal{K}^{(m)} = \begin{cases} m & m \leq m^* \\ m^* & m > m^* \end{cases}.$$

In particular

$$(4) \quad \dim \mathcal{K}^{(m^*)} = \dim \mathcal{K}^{(m^*+1)} = \dots = \dim \mathcal{K}^{(p)} = m^*.$$

4. PARTIAL LEAST SQUARES

It is not our aim to give an introduction to the Partial Least Squares (PLS) method and refer to [5]. We take a purely algebraic point of view as in [4]. The *PLS* estimator $\hat{\beta}_{PLS}^{(m)}$ is the solution of the constrained minimization problem

$$\begin{aligned} \arg \min_{\beta} \quad & \|y - X\beta\| \\ \text{s.t.} \quad & \beta \in \mathcal{K}^{(m)}. \end{aligned}$$

We call m the number of steps of PLS. It follows that any solution of this problem is of the form $\hat{\beta} = K^{(m)}\hat{z}$ where \hat{z} is the solution of the unconstrained problem

$$\arg \min_z \|y - XK^{(m)}z\|.$$

Plugging this into the formula for the OLS estimator (cf. section 2) we get

Proposition 6 ([4]). *The PLS estimator obtained after m steps can be expressed in the following way:*

$$(5) \quad \hat{\beta}_{PLS}^{(m)} = K^{(m)} \left[\left(K^{(m)} \right)^t A K^{(m)} \right]^{-1} \left(K^{(m)} \right)^t b.$$

It should be clear that we can replace the matrix $K^{(m)}$ in equation (5) by any matrix $W^{(m)}$, as long as its columns span the space $\mathcal{K}^{(m)}$. In fact, in the NIPALS algorithm (see [4]), an orthogonal basis of $\mathcal{K}^{(m)}$ is calculated with the help of the Gram-Schmidt procedure. Denote by

$$(6) \quad W^{(m)} = (w_1, \dots, w_m)$$

this orthogonal basis of $\mathcal{K}^{(m)}$. Of course, this basis only exists if $\dim(\mathcal{K}^{(m)}) = m$, which might not be true for all $m \leq p$. The maximal number for which this holds is m^* (see proposition 5). Note however that

$$\mathcal{K}^{(m^*-1)} \subset \mathcal{K}^{(m^*)} = \mathcal{K}^{(m^*+1)} = \dots = \mathcal{K}^{(p)}$$

(see (4)) and the solution of the optimization problem does not change anymore. Hence for the rest of the paper, we make the assumption that

$$(7) \quad \dim \mathcal{K}^{(m)} = m.$$

Remark 7. We have

$$\hat{\beta}_{PLS}^{(m^*)} = \hat{\beta}_{OLS}.$$

Proof. We show that $\hat{\beta}_{OLS} \in \mathcal{K}^{(m^*)}$. By definition

$$\begin{aligned} \hat{\beta}_{OLS} &= U\Lambda^{-1}t \\ &\stackrel{1}{=} U\pi_{\Lambda}(\Lambda)t. \end{aligned}$$

with $\deg \pi_\Lambda = p^* - 1$ (recall that p^* is the rank of A). On the other hand, any vector $v \in \mathbb{R}^{p^*}$ lies in $\mathcal{K}^{(p^*)}$ if and only if there is a polynomial g of degree $\leq p^* - 1$ such that

$$\begin{aligned} v &= g(A)b \\ &= g(U\Lambda U^t)Ut \\ &= Ug(\Lambda)t. \end{aligned}$$

It follows that $\hat{\beta}_{OLS} \in \mathcal{K}^{(p^*)}$. As $p^* \geq m^*$ we have $\mathcal{K}^{(p^*)} = \mathcal{K}^{(m^*)}$. \square

Set

$$T^{(m)} = \left(W^{(m)}\right)^t AW^{(m)} \in \mathbb{R}^{m \times m},$$

where $W^{(m)}$ is as defined in equation (6).

Proposition 8. *The matrix $T^{(m)}$ is symmetric and positive semidefinite. Furthermore $T^{(m)}$ is tridiagonal, i.e. $t_{ij} = 0$ for $|i - j| \geq 2$.*

Proof. The first two statements are obvious. Let $i \leq j - 2$. As $w_i \in \mathcal{K}^{(i)}$, the vector Aw_i lies in the subspace $\mathcal{K}^{(i+1)}$. As $j > i + 1$, the vector w_j is orthogonal on $\mathcal{K}^{(i+1)}$, in other words

$$t_{ji} = \langle w_j, Aw_i \rangle = 0.$$

As $T^{(m)}$ is symmetric, we also have $t_{ij} = 0$ which proves the assertion. \square

We will see in section 7 that the matrices $T^{(m)}$ and their eigenvalues determine the shrinkage factors of the PLS estimator. To prove this, we list some properties of $T^{(m)}$ in the following sections.

5. TRIDIAGONAL MATRICES

Definition 9. *A symmetric tridiagonal matrix T is called unreduced if all subdiagonal entries are non-zero, i.e. $t_{i,i+1} \neq 0$ for all i .*

Theorem 10 ([8]). *All eigenvalues of an unreduced matrix are distinct.*

Set

$$T^{(m)} = \begin{pmatrix} a_1 & b_1 & 0 & \dots & 0 \\ b_1 & a_2 & b_2 & \dots & 0 \\ \dots & \dots & \dots & \dots & \vdots \\ 0 & 0 & \dots & a_{m-1} & b_{m-1} \\ 0 & 0 & \dots & b_{m-1} & a_m \end{pmatrix}.$$

Proposition 11. *If $\dim \mathcal{K}^{(m)} = m$, the matrix $T^{(m)}$ is unreduced. More precisely $b_i > 0$ for all $i \in \{1, \dots, m-1\}$.*

Proof. Set $v_i = A^{i-1}b$ and denote by w_1, \dots, w_m the basis obtained by Gram-Schmidt. Its existence is guaranteed as we assume that $\dim \mathcal{K}^{(m)} = m$. For simplicity of notation, we assume that the vectors w_i are not normalized to have length 1. By definition

$$(8) \quad w_i = v_i - \sum_{k=1}^{i-1} \frac{\langle v_i, w_k \rangle}{\langle w_k, w_k \rangle} \cdot w_k.$$

As the vectors w_i are pairwise orthogonal, It follows that

$$\langle w_i, v_i \rangle = \langle v_1, v_i \rangle > 0.$$

We conclude that

$$\begin{aligned}
b_i &= \langle w_i, Aw_{i-1} \rangle \\
&\stackrel{(8)}{=} \left\langle w_i, A \cdot \left(v_{i-1} - \sum_{k=1}^{i-2} \frac{\langle v_{i-1}, w_k \rangle}{\langle w_k, w_k \rangle} \cdot w_k \right) \right\rangle \\
&\stackrel{Av_{i-1}=v_i}{=} \langle w_i, v_i \rangle - \sum_{k=1}^{i-2} \frac{\langle v_{i-1}, w_k \rangle}{\langle w_k, w_k \rangle} \langle w_i, Aw_k \rangle \\
&\stackrel{(8)}{=} \langle w_i, v_i \rangle \\
&\stackrel{(9)}{=} \langle v_i, v_i \rangle > 0
\end{aligned}$$

□

Note that the matrix $T^{(m-1)}$ is obtained from $T^{(m)}$ by deleting the last column and row of $T^{(m)}$. It follows that we can give a recursive formula for the characteristical polynomials

$$\chi^{(m)} := \chi_{T^{(m)}}$$

of $T^{(m)}$. We have

$$(9) \quad \chi^{(m)}(\lambda) = (a_m - \lambda) \cdot \chi^{(m-1)}(\lambda) - b_{m-1}^2 \chi^{(m-2)}(\lambda)$$

and $\chi^{(1)}(X) = a_1 - X$.

We want to deduce properties of the eigenvalues of $T^{(m)}$ and A and explore their relationship. Denote the eigenvalues of $T^{(m)}$ by

$$(10) \quad \mu_1^{(m)} > \dots > \mu_m^{(m)} \geq 0.$$

Remark 12. All eigenvalues of $T^{(m^*)}$ are eigenvalues of A .

Proof. First note that

$$A|_{\mathcal{K}^{(m^*)}} : \mathcal{K}^{(m^*)} \longrightarrow \mathcal{K}^{(m^*+1)} \stackrel{5}{=} \mathcal{K}^{(m^*)}.$$

As the columns of the matrix $W^{(m^*)}$ form an orthonormal basis of $\mathcal{K}^{(m^*)}$,

$$T^{(m^*)} = \left(W^{(m^*)} \right)^t A W^{(m^*)}$$

is the matrix that represents $A|_{\mathcal{K}^{(m^*)}}$ with respect to this basis. As any eigenvalue of $A|_{\mathcal{K}^{(m^*)}}$ is obviously an eigenvalue of A , the proof is complete □

The following theorem is a special form of the Cauchy Interlace Theorem. In this version, we use a general result from [8] and exploit the tridiagonal structure of $T^{(m)}$.

Theorem 13. *Each interval*

$$\left[\mu_{m-j}^{(m)}, \mu_{m-(j+1)}^{(m)} \right]$$

($j = 0, \dots, m-2$) contains a different eigenvalue of $T^{(m+k)}$ ($k \geq 1$). In addition, there is a different eigenvalue of $T^{(m+k)}$ outside the open interval $(\mu_m^{(m)}, \mu_1^{(m)})$.

This theorems ensures in particular that there is a different eigenvalue of A in the interval $\left[\mu_k^{(m)}, \mu_{k-1}^{(m)} \right]$. Theorem 13 holds independently of assumption (7).

Proof. By definition, for $k \geq 1$

$$T^{(m+k)} = \begin{pmatrix} T^{(m-1)} & t^t & 0 \\ t & a_m & * \\ 0 & * & * \end{pmatrix}.$$

Here $t = (0, \dots, 0, b_{m-1})$, so

$$T^{(m)} = \begin{pmatrix} T^{(m-1)} & t \\ t & a_m \end{pmatrix}.$$

An application of Theorem 10.4.1 in [8] gives the desired result. \square

Lemma 14. *If $T^{(m)}$ is unreduced, the eigenvalues of $T^{(m)}$ and the eigenvalues of $T^{(m-1)}$ are distinct.*

Proof. Suppose the two matrices have a common eigenvalue λ . It follows from (9) and the fact that $T^{(m)}$ is unreduced that λ is an eigenvalue of $T^{(m-2)}$. Repeating this, we deduce that a_1 is an eigenvalue of $T^{(2)}$, a contradiction, as

$$0 = \chi^{(2)}(a_1) = -b_1^2.$$

\square

Remark 15. In general it is not true that $T^{(m)}$ and a submatrix $T^{(k)}$ have distinct eigenvalues. Consider the case where $a_i = c$ for all i . Using equation (9) we conclude that c is an eigenvalue for all submatrices with m odd.

Proposition 16. *If $\dim \mathcal{K}^{(m)} = m$, we have $\det(T^{(m-1)}) \neq 0$.*

Proof. $T^{(m)}$ is positive semidefinite, hence all eigenvalues of $T^{(m)}$ are ≥ 0 . In other words, $\det(T^{(m-1)}) \neq 0$ if and only if its smallest eigenvalue $\mu_{m-1}^{(m-1)}$ is > 0 . Using Theorem 13 we have

$$\mu_m^{(m)} \geq \mu_{m-1}^{(m-1)} \geq 0.$$

As $\dim \mathcal{K}^{(m)} = m$, the matrix $T^{(m)}$ is unreduced, which implies that $T^{(m)}$ and $T^{(m-1)}$ have no common eigenvalues (see 14). We can therefore replace the first \geq by $>$, i.e. the smallest eigenvalue of $T^{(m-1)}$ is > 0 . \square

In general, it is not true that $\det(T^{(m)}) \neq 0$. An easy example is

$$A = \begin{pmatrix} 2 & 0 \\ 0 & 0 \end{pmatrix}, \quad b = \begin{pmatrix} 1 \\ 1 \end{pmatrix}.$$

We have

$$\begin{aligned} K^{(2)}(A, b) &= (b, Ab) \\ &= \begin{pmatrix} 1 & 2 \\ 1 & 0 \end{pmatrix}, \end{aligned}$$

i.e. $\dim \mathcal{K}^{(2)} = 2$. On the other hand

$$\det(T^{(2)}) = \det \begin{pmatrix} 1 & 1 \\ 1 & 1 \end{pmatrix} = 0.$$

It is well known that the matrices $T^{(m)}$ are closely related to the so-called Rayleigh-Ritz procedure, a method that is used to approximate eigenvalues. For details consult e.g. [8].

6. WHAT IS SHRINKAGE?

We have presented two estimators for the regression parameter β – OLS and PLS – which also define estimators for $X\beta$ via

$$\hat{y}_{\bullet} = X \cdot \hat{\beta}_{\bullet}.$$

One possibility to evaluate the quality of an estimator is to determine its Mean Squared Error (MSE). In general, the MSE of an estimator $\hat{\theta}$ for a vector-valued parameter θ is defined as

$$\begin{aligned} \text{MSE}(\hat{\theta}) &= E \left[\text{trace} \left(\hat{\theta} - \theta \right) \left(\hat{\theta} - \theta \right)^t \right] \\ &= E \left[\left(\hat{\theta} - \theta \right)^t \left(\hat{\theta} - \theta \right) \right] \\ &= \left(E \left[\hat{\theta} \right] - \theta \right)^t \left(E \left[\hat{\theta} \right] - \theta \right) + E \left[\left(\hat{\theta}^t - E \left[\hat{\theta} \right]^t \right) \left(\hat{\theta} - E \left[\hat{\theta} \right] \right) \right]. \end{aligned}$$

This is the well-known bias-variance decomposition of the MSE. The first part is the squared bias and the second part is the variance term.

We start by investigating the class of linear estimators, i.e. estimators that are of the form $\hat{\theta} = Sy$ for some matrix S that does not depend on y . The OLS estimators are linear:

$$\begin{aligned} \hat{\beta}_{OLS} &= (X^t X)^{-} X^t y := S_1 y \\ \hat{y}_{OLS} &= X \cdot (X^t X)^{-} X^t y := S_2 y. \end{aligned}$$

S_2 is the projection $P_{L(X)}$ onto the space that is spanned by the columns of X .

Recall the regression model (1).

Proposition 17. *Let $\hat{\theta} = Sy$ be a linear estimator. We have*

$$\begin{aligned} E \left[\hat{\theta} \right] &= SX\beta \\ \text{var} \left[\hat{\theta} \right] &= \sigma^2 \text{tr} (SS^t). \end{aligned}$$

The estimator \hat{y}_{OLS} is unbiased as

$$\begin{aligned} E [\hat{y}_{OLS}] &= S_2 X \beta \\ &= P_{L(X)} X \beta \\ &= X \beta. \end{aligned}$$

The estimator $\hat{\beta}_{OLS}$ is only unbiased if $\beta \in \text{range}(X^t X)^{-}$:

$$\begin{aligned} E [\hat{\beta}_{OLS}] &= E \left[(X^t X)^{-} X^t y \right] \\ &= (X^t X)^{-} X^t E [y] \\ &= (X^t X)^{-} X^t X \beta \\ &= \beta. \end{aligned}$$

Let us now have a closer look at the variance term.

For $\hat{\beta}_{OLS}$ we have

$$\begin{aligned} S_1 S_1^t &= (X^t X)^{-} X^t X (X^t X)^{-} \\ &= (X^t X)^{-} \\ &= U \Lambda^{-} U^t, \end{aligned}$$

hence

$$(11) \quad \text{var}(\hat{\beta}_{OLS}) = \sigma^2 \cdot \sum_{i=1}^{p^*} \frac{1}{\lambda_i}.$$

Next note that S_2 is the operator that projects on the space spanned by the columns of X . It follows that $\text{tr}(S_2 S_2^t) = \text{rk}(X) = p^*$ and that

$$\text{var}(\hat{y}_{OLS}) = \sigma^2 \cdot p^*.$$

We conclude that the MSE of the estimator $\hat{\beta}_{OLS}$ depends on the eigenvalues $\lambda_1, \dots, \lambda_{p^*}$ of $A = X^t X$. Small eigenvalues of A correspond to directions in X that have very low variance. Equation (11) shows that if some eigenvalues are small, the variance of $\hat{\beta}_{OLS}$ is very high, which leads to a high MSE.

One possibility to (hopefully) decrease the MSE is to modify the OLS estimator by shrinking the directions of the OLS estimator that are responsible for a high variance. This of course introduces bias. We shrink the OLS estimator in the hope that the increase in bias is small compared to the decrease in variance.

In general, a shrinkage estimator for β is of the form

$$\hat{\beta}_{shr} = \sum_{i=1}^{p^*} f(\lambda_i) \cdot z_i,$$

where f is some real-valued function. The values $f(\lambda_i)$ are called shrinkage factors.

Examples are

- Principal Component Regression

$$f(\lambda_i) = \begin{cases} 1 & \text{ith principal component included} \\ 0 & \text{otherwise} \end{cases}$$

and

- Ridge Regression

$$f(\lambda_i) = \frac{\lambda_i}{\lambda_i + \lambda}$$

where $\lambda > 0$ is the Ridge parameter.

We will see in section 7 that PLS is a shrinkage estimator as well. It will turn out that the shrinkage behavior of PLS regression is rather complicated.

Let us investigate in which way the MSE of the estimator is influenced by the shrinkage factors. If the shrinkage estimators are linear, i.e. the shrinkage factors do not depend on y , this is an easy task. Let us first write the shrinkage estimator in matrix notation. We have

$$\begin{aligned} \hat{\beta}_{shr} &= S_{shr,1} y \\ &= U \Sigma^- D_{shr} V^t y. \end{aligned}$$

The diagonal matrix D_{shr} has entries $f(\lambda_i)$. The shrinkage estimator for y is

$$\begin{aligned} \hat{y}_{shr} &= S_{shr,2} y \\ &= V \Sigma \Sigma^- D_{shr} V^t. \end{aligned}$$

We calculate the variance of these estimators.

$$\begin{aligned} \text{tr}(S_{shr,1} S_{shr,1}^t) &= \text{tr}(U \Sigma^- D_{shr} \Sigma^- D_{shr} U^t) \\ &= \text{trace}(\Sigma^- D_f \Sigma^- D_f) \\ &= \sum_{i=1}^{p^*} \frac{(f(\lambda_i))^2}{\lambda_i} \end{aligned}$$

and

$$\begin{aligned} \text{tr}(S_{shr,2} S_{shr,2}^t) &= \text{tr}(V \Sigma \Sigma^- D_{shr} \Sigma \Sigma^- D_{shr} V^t) \\ &= \text{tr}(\Sigma \Sigma^- D_{shr} \Sigma \Sigma^- D_{shr}) \\ &= \sum_{i=1}^{p^*} (f(\lambda_i))^2. \end{aligned}$$

Next, we calculate the bias of the two shrinkage estimators. We have

$$\begin{aligned} E[S_{shr,1} y] &= S_{shr,1} X \beta \\ &= U \Sigma D_{shr} \Sigma^- U^t \beta. \end{aligned}$$

It follows that

$$\begin{aligned} \text{bias}^2(\hat{\beta}_{shr}) &= (E[S_{shr,1} y] - \beta)^t (E[S_{shr,1} y] - \beta) \\ &= (U^t \beta)^t (\Sigma D_f \Sigma^- - \text{Id})^t (\Sigma D_f \Sigma^- - \text{Id}) (U^t \beta) \\ &= \sum_{i=1}^{p^*} (f(\lambda_i) - 1)^2 (u_i^t \beta)^2. \end{aligned}$$

Replacing $S_{shr,1}$ by $S_{shr,2}$ it is as easy to show that

$$\text{bias}^2(\hat{y}_{shr}) = \sum_{i=1}^p \lambda_i (f(\lambda_i) - 1)^2 (u_i^t \beta)^2.$$

Theorem 18. *For the shrinkage estimator $\hat{\beta}_{shr}$ and \hat{y}_{shr} defined above we have*

$$\begin{aligned} \text{MSE}(\hat{\beta}_{shr}) &= \sum_{i=1}^{p^*} (f(\lambda_i) - 1)^2 (u_i^t \beta)^2 + \sigma^2 \sum_{i=1}^{p^*} \frac{(f(\lambda_i))^2}{\lambda_i} \\ \text{MSE}(\hat{y}_{shr}) &= \sum_{i=1}^{p^*} \lambda_i (f(\lambda_i) - 1)^2 (u_i^t \beta)^2 + \sigma^2 \sum_{i=1}^{p^*} (f(\lambda_i))^2. \end{aligned}$$

If the shrinkage factors are deterministic, i.e. they do not depend on y , any value $f(\lambda_i) \neq 1$ increases the bias. Values $|f(\lambda_i)| < 1$ decrease the variance, whereas values $|f(\lambda_i)| > 1$ increase the variance. Hence an absolute value > 1 is always undesirable. The situation is completely different for stochastic shrinkage factors. We will discuss this in the following section.

Note that there is a different notion of shrinkage, namely that the l_2 - norm of an estimator is smaller than the l_2 -norm of the OLS estimator. Why is this a desirable property? Let us again consider the case of linear estimators. Set $\hat{\beta}_i = S_i y$ for $i = 1, 2$. We have

$$\|\beta_i\|_2^2 = y^t S_i^t S_i y.$$

The property that for all $y \in \mathbb{R}^n$

$$\|\beta_1\|_2 \leq \|\beta_2\|_2$$

is equivalent to the condition that

$$S_1^t S_1 - S_2^t S_2$$

is negative semidefinite. The trace of negative semidefinite matrices is ≤ 0 . Furthermore $\text{trace}(S_i^t S_i) = \text{trace}(S_i S_i^t)$, so we conclude that

$$\text{var}(\hat{\beta}_1) \leq \text{var}(\hat{\beta}_2).$$

It is known (see [3]) that

$$\|\hat{\beta}_{PLS}^{(1)}\|_1 \leq \|\hat{\beta}_{PLS}^{(2)}\|_2 \leq \dots \leq \|\hat{\beta}_{PLS}^{(m^*)}\|_2 = \|\hat{\beta}_{OLS}\|_2.$$

7. THE SHRINKAGE FACTORS OF PLS

In this section, we give a simpler and clearer proof of the shape of the shrinkage factors of PLS. Basically, we combine the results of [1] and [9]. It turns out that some of the factors $f^{(m)}(\lambda_i)$ are greater than 1. We try to explain why these "peculiar shrinkage properties" do not necessarily imply that the MSE of the PLS estimator is increased.

Denote by $\pi^{(m)}$ the polynomial associated to $T^{(m)}$ that was defined in proposition 1, i.e.

$$\pi^{(m)}\left(T^{(m)}\right) = \pi_{T^{(m)}}\left(T^{(m)}\right) = \left(T^{(m)}\right)^{-}.$$

Recall that the eigenvalues of $T^{(m)}$ are denoted by $\mu_m^{(m)}$. It follows that

$$(12) \quad f^{(m)}(\lambda) := \lambda \cdot \pi^{(m)}(\lambda) = 1 - \prod_{i=1}^m \left(1 - \frac{\lambda}{\mu_i^{(m)}}\right).$$

By definition of PLS, $\hat{\beta}_{PLS}^{(m)} \in \mathcal{K}^{(m)}$ hence there is a polynomial π of degree $\leq m-1$ with $\hat{\beta}_{PLS}^{(m)} = \pi(A)b$.

Proposition 19 ([9]). *Suppose that $\dim \mathcal{K}^{(m)} = m$. We have*

$$\hat{\beta}_{PLS}^{(m)} = \pi^{(m)}(A) \cdot b.$$

Proof ([9]). By proposition 1,

$$\left(T^{(m)}\right)^{-} = \pi^{(m)}\left(T^{(m)}\right).$$

We plug this into equation (5) and obtain

$$\hat{\beta}_{PLS}^{(m)} = W^{(m)}\pi^{(m)}\left(\left(W^{(m)}\right)^t A W^{(m)}\right)\left(W^{(m)}\right)^t b.$$

Recall that the columns of $W^{(m)}$ form an orthonormal basis of $\mathcal{K}^{(m)}(A, b)$. It follows that $W^{(m)}\left(W^{(m)}\right)^t$ is the operator that projects on the space $\mathcal{K}^{(m)}(A, b)$. In particular

$$W^{(m)}\left(W^{(m)}\right)^t A^j b = A^j b$$

for $j = 1, \dots, m-1$. This implies that

$$\hat{\beta}_{PLS}^{(m)} = \pi^{(m)}(A) \cdot b.$$

□

Corollary 20 ([9]). *Suppose that $\dim \mathcal{K}^{(m)} = m$. If we denote by z_i the component of $\hat{\beta}_{OLS}$ along the i th eigenvector of A then*

$$\hat{\beta}_{PLS}^{(m)} = \sum_{i=1}^{p^*} f^{(m)}(\lambda_i) \cdot z_i,$$

where $f^{(m)}$ is the polynomial defined in (12).

Proof. ([9]) This follows immediately from the proposition above. We have

$$\begin{aligned}
\hat{\beta}_{PLS}^{(m)} &= \pi^{(m)}(A)b \\
&= U\pi^{(m)}(\Lambda)\Sigma V^t y \\
&= \sum_{i=1}^{p^*} \pi^{(m)}(\lambda_i) \sqrt{\lambda_i} (v_i^t y) u_i \\
&= \sum_{i=1}^p \pi^{(m)}(\lambda_i) \lambda_i \frac{1}{\sqrt{\lambda_i}} (v_i^t y) u_i \\
&\stackrel{(12)}{=} \sum_{i=1}^p f^{(m)}(\lambda_i) z_i.
\end{aligned}$$

□

We now show that some of the shrinkage factors of PLS are $\neq 1$.

Theorem 21 ([1]). *For each $m \leq m^* - 1$, we can decompose the interval $[\lambda_p, \lambda_i]$ into $m + 1$ disjoint intervals¹*

$$I_1 \leq I_2 \leq \dots \leq I_{m+1}$$

such that

$$f^{(m)}(\lambda_i) \begin{cases} \leq 1 & \lambda_i \in I_j \text{ and } j \text{ odd} \\ \geq 1 & \lambda_i \in I_j \text{ and } j \text{ even} \end{cases}.$$

Proof. Set $g^{(m)} = 1 - f^{(m)}$. It follows from equation (12) that the zero's of $g^{(m)}$ are $\mu_m^{(m)}, \dots, \mu_1^{(m)}$. As $T^{(m)}$ is unreduced, all eigenvalues are distinct. Set $\mu_0^{(m)} = \lambda_1$ and $\mu_{m+1}^{(m)} = \lambda_p$. Define $I_j =]\mu_i^{(m)}, \mu_{i+1}^{(m)}[$ for $j = 0, \dots, m$. By definition, $g^{(m)}(0) = 1$. Hence $g^{(m)}$ is non-negative on the intervals I_j if j is odd and $g^{(m)}$ is non-positive on the intervals I_j if j is even. It follows from Theorem 13 that all interval I_j contain at least one eigenvalue λ_i of A . □

In general it is not true that $f^{(m)}(\lambda_i) \neq 1$ for all λ_i and $m = 1, \dots, m^*$. Using the example in remark 15 and the fact that

$$f^{(m)}(\lambda_i) = 1$$

is equivalent to the condition that λ_i is an eigenvalue of $T^{(m)}$, it is easy to construct a counterexample. Using some of the results of section 5, we can however deduce that some factors are indeed $\neq 1$. As all eigenvalues of $T^{(m^*-1)}$ and $T^{(m^*)}$ are distinct (c.f. proposition 14), we see that $f^{(m^*-1)}(\lambda_i) \neq 1$ for all i . In particular

$$f^{(m^*-1)}(\lambda_1) \begin{cases} < 1 & m^* \text{ even} \\ > 1 & m^* \text{ odd} \end{cases}.$$

More generally, using proposition 14, we conclude that $f^{(m-1)}(\lambda_i)$ and $f^{(m)}(\lambda_i)$ is not possible. In practice – i.e. calculated on a data set – the factors seem to be $\neq 1$ all of the time. Furthermore

$$0 \leq f^{(m)}(\lambda_p) < 1.$$

To prove this, we set $g^{(m)} = 1 - f^{(m)}$. We have by definition $g^{(m)}(0) = 1$. Furthermore, the smallest positive zero of $g^{(m)}$ is $\mu_m^{(m)}$ and it follows from Theorem 13 and proposition 14 that $\lambda_p < \mu_m^{(m)}$. Hence $g^{(m)}(\lambda_p) \in]0, 1[$.

¹We say that $I_j \leq I_k$ if $\sup I_j \leq \inf I_k$.

Using Theorem 13, more precisely

$$\lambda_p \leq \mu_i^{(m)} \leq \lambda_i$$

it is possible to bound the terms

$$1 - \frac{\lambda_i}{\mu_i^{(m)}}.$$

From this we can derive bounds on the shrinkage factors. We will not pursue this further, readers who are interested in the bounds should consult [6]. Instead, we have a closer look at the MSE of the PLS estimator.

In section 6 we showed that a value $|f^{(m)}(\lambda_i)| > 1$ is not desirable, as the variance of the estimator increases. Note however, that in the case of PLS, the factors $f^{(m)}(\lambda_i)$ are stochastic; they depend on y - in a nonlinear way. For $\hat{\beta}_{PLS}^{(m)}$ we have the following situation: If we set $Z = f^{(m)}(\lambda_i)$ and $W = \frac{(v_i)^t y}{\sqrt{\lambda_i}}$, we have to compare

$$\text{var}(Z \cdot W) \quad \text{to} \quad \text{var}(W).$$

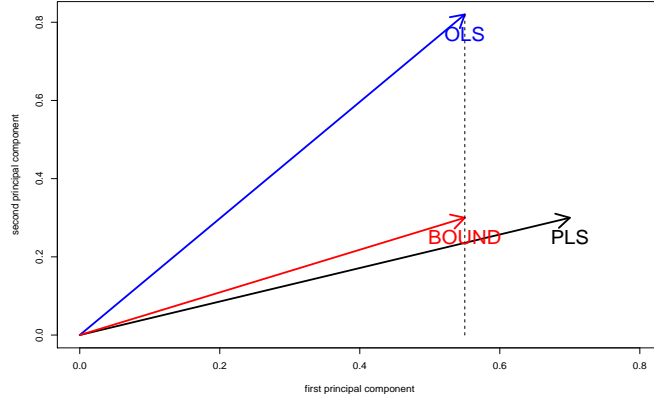
Note that the RHS is not necessarily smaller than the LHS, even if $P(Z > 1) = 1$. An easy counterexample is $Z = \frac{1}{W}$ - the LHS is 0.

Among others, [2] proposed to bound the shrinkage factors of the PLS estimator in the following way. Set

$$\tilde{f}^{(m)}(\lambda_i) = \begin{cases} +1 & f^{(m)}(\lambda_i) > +1 \\ -1 & f^{(m)}(\lambda_i) < -1 \\ f^{(m)}(\lambda_i) & \text{otherwise} \end{cases}$$

and define a new estimator:

$$(13) \quad \hat{\beta}_{BOUND}^{(m)} := \sum_{i=1}^p \tilde{f}^{(m)}(\lambda_i) z_i.$$



If the shrinkage factors are numbers, this will improve the MSE (cf. section 6). But in the case of stochastic shrinkage factors, the situation is completely unclear. Consider again the example $Z = \frac{1}{W}$. Set

$$\tilde{Z} = \begin{cases} +1 & Z > 1 \\ -1 & Z < -1 \\ Z & \text{otherwise} \end{cases}$$

In this case

$$0 = \text{var}(Z \cdot W) < \text{var}(\tilde{Z} \cdot W)$$

so it is not clear whether the modified estimator BOUND leads to a lower MSE, which was conjectured in e.g. [2].

The above example (involving W and Z) is of course purely artificial. It is not clear whether the shrinkage factors behave this way. It is hard if not infeasible to derive statistical properties of the PLS estimator or its shrinkage factors, as they depend on y in a complicated, nonlinear way. As an alternative, we compare the two different estimators on different data.

8. EXPERIMENTS

In this section, we explore the difference between the methods PLS and BOUND. We investigate three artificial datasets and one real world example. In all examples, we rescale X and y to have zero mean and unit variance.

Let us start with the artificial datasets. Of course, artificial datasets do not reflect many real world situations, but we have the advantage that we know the true regression coefficient β and that we have an unlimited amount of examples at hand. We can estimate the MSE of any of the four estimators: For $k = 1, \dots, K$ we generate a sample y and calculate the estimator $\hat{\theta}_k$. We define

$$\widehat{MSE}(\hat{\theta}) = \frac{1}{K} \sum_{k=1}^K (\hat{\theta}_k - \theta)^t (\hat{\theta}_k - \theta).$$

For all examples, we choose $K = 200$.

First example. In our first example we generate $n = 30$ examples in the following way: The input data is the realisation of a $p = 10$ dimensional normally distributed variable with expectation $\mathbf{0} \in \mathbb{R}^p$ and covariance matrix $\Sigma \in \mathbb{R}^{p \times p}$ defined as

$$\Sigma_{ij} = \begin{cases} 1.5 & i = j \\ 1 & i \neq j \end{cases}.$$

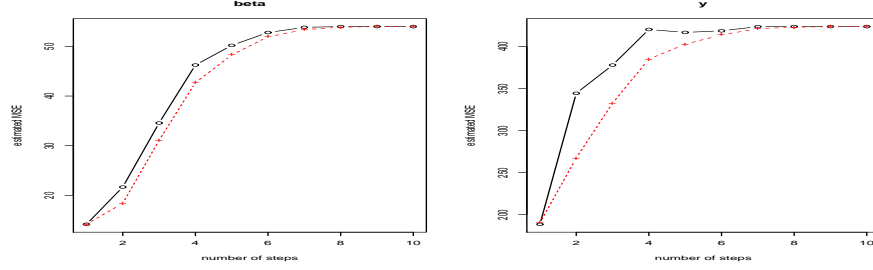
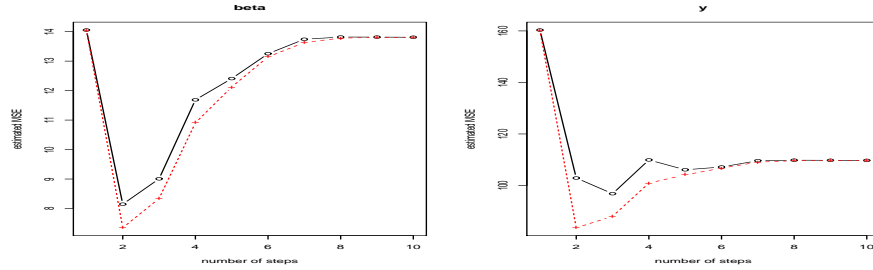
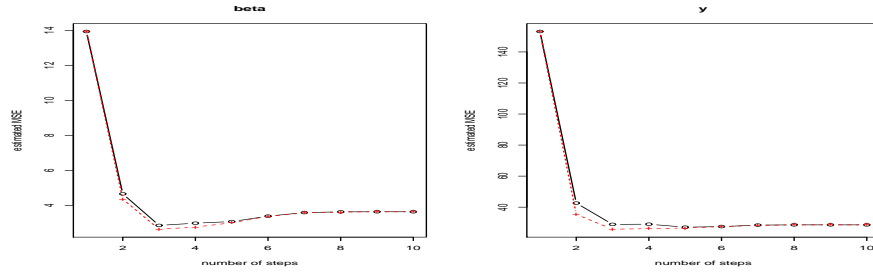
The regression coefficient β is the random permutation of $(0, 0, 0, 0, 0, z_1, \dots, z_5)$ with $z_i \sim N(2, 2^2)$.

Next we determine the variance of the error term. We do this by considering several signal-to-noise-ratios (stnr). This quantity is defined as

$$\text{stnr} = \frac{\text{var}(X\beta)}{\text{var}(\varepsilon)}.$$

We set $\text{stnr} = 1, 4, 16$ and determine the corresponding value of σ . We generate $K = 200$ samples y and calculate the four estimators.

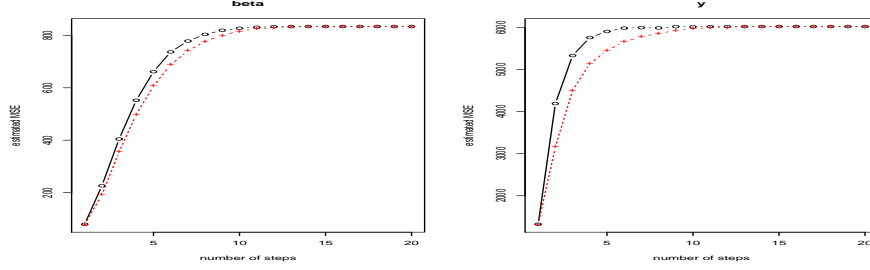
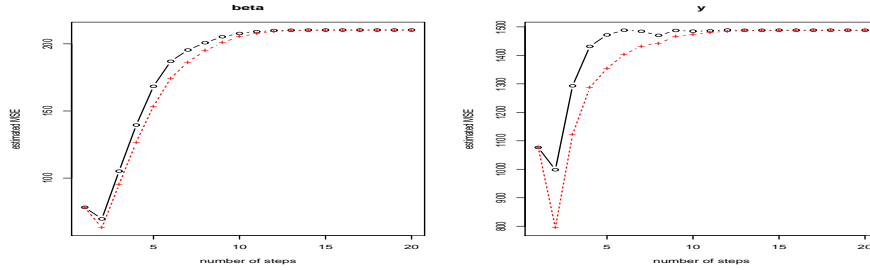
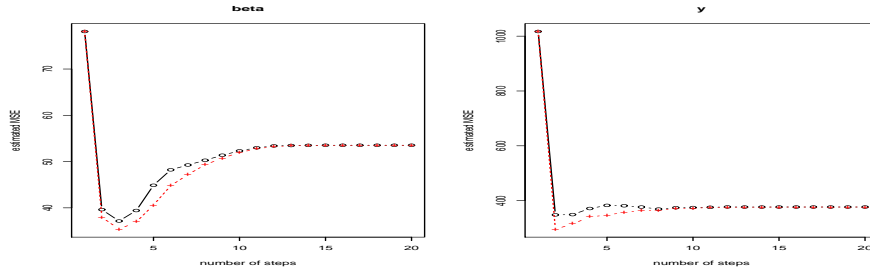
The following figures show the estimated MSE for β and $X\beta$ respectively. The solid lines with the \bullet 's correspond to PLS. the lines with the $+$'s correspond to BOUND.

FIGURE 1. First example: Comparison of PLS and BOUND ($stnr = 1$)FIGURE 2. First example: Comparison of PLS and BOUND ($stnr = 4$)FIGURE 3. First example: Comparison of PLS and BOUND ($stnr = 16$)

We see that BOUND is better in all cases, although the improvement is not dramatic. We should remark that both methods pick the same (optimal) number of steps most of the times. The difference between the two methods is especially tiny (but non-zero) in the first step. We do not have an explanation for this phenomenon. The MSE is the same for the last step $m = 10$ as in this case

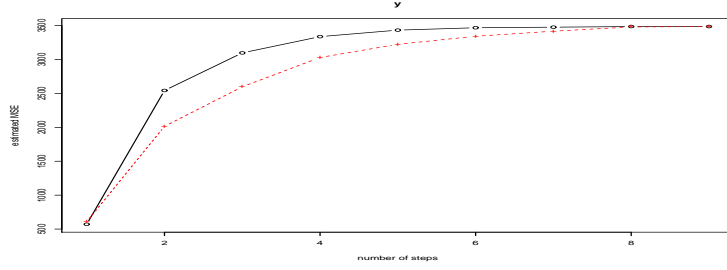
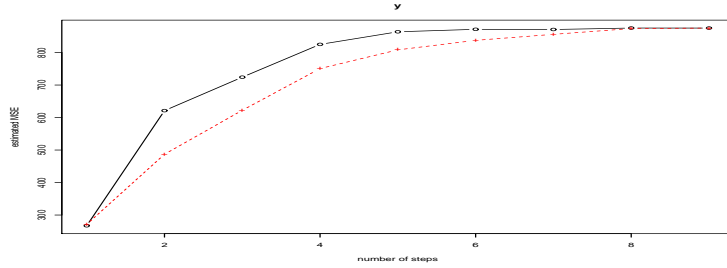
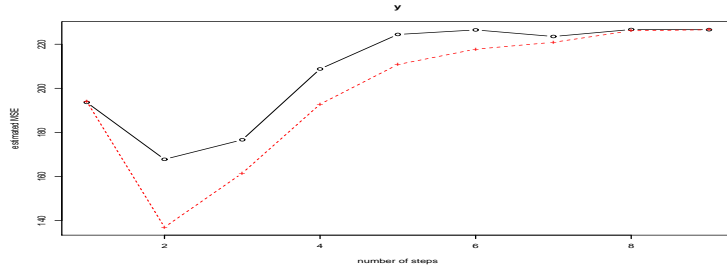
$$\hat{\beta}_{PLS}^{(m)} = \hat{\beta}_{BOUND}^{(m)} = \hat{\beta}_{OLS}.$$

Second example. In this example, we generate $n = 40$ examples. The input data is the realisation of a $p = 20$ dimensional random variable with distribution $N(0, \Sigma)$. The covariance matrix is defined as in the first example (with $p = 10$ replaced by $p = 20$). Again, the coefficients of β are a random permutation $(0, \dots, 0, z_1, \dots, z_{10})$ with $z_i \sim N(2, 2^2)$. We consider the signal-to-noise-ratios 1, 4, 16.

FIGURE 4. Second example: Comparison of PLS and BOUND ($stnr = 1$)FIGURE 5. Second example: Comparison of PLS and BOUND ($stnr = 4$)FIGURE 6. Second example: Comparison of PLS and BOUND ($stnr = 16$)

The results are qualitatively the same as those from the first example. BOUND is better all of the times, the optimal number of steps are the same for both methods.

Third example. The input data is generated as in the second example, in particular, we have $p = 20$. This time, we only generate $n = 10$ examples. The coefficients of the regression vector β are realizations of a $N(2, 2^2)$ distributed random variable. We investigate the signal-to-noise-ratios 1, 4, 16. As we have more variables than examples, we do not investigate estimators for β : Different vectors $\beta_1 \neq \beta_2$ can lead to $X\beta_1 = X\beta_2$, so it does not make sense to determine the bias of an estimator for β . Instead, we only show the figures for \hat{y}_{PLS} and \hat{y}_{BOUND} .

FIGURE 7. Third example: Comparison of PLS and BOUND ($stnr = 1$)FIGURE 8. Third example: Comparison of PLS and BOUND ($stnr = 4$)FIGURE 9. Third example: Comparison of PLS and BOUND ($stnr = 16$)

Again, the estimated MSE of BOUND is lower than the estimated MSE of PLS.

Fourth example. This example is taken from [7]. A survey investigated the degree of job satisfaction of the employees of a company. The employees filled in a questionnaire that consisted of $p = 26$ questions regarding their work environment and one question (the response variable) regarding the degree to which they are satisfied with their job. The answers of the employees were summerized for each of the $n = 34$ departments of the company.

We compare the two methods PLS and BOUND on this data set. For each $m = 1, \dots, 26$ we determine the 10fold crossvalidation error.

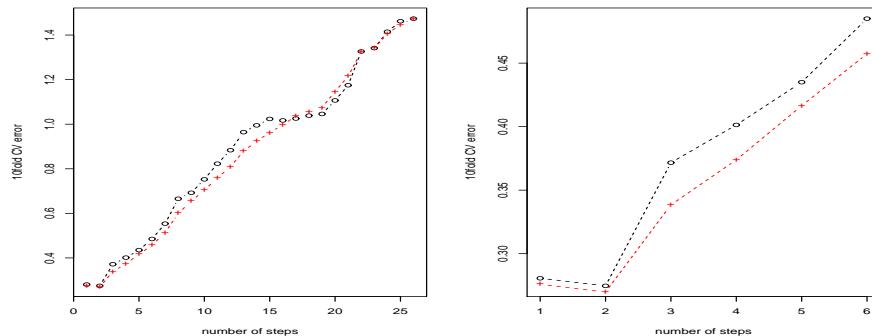


FIGURE 10. Left: 10fold crossvalidation error. Right: 10fold crossvalidation error for the first 6 components

The method BOUND is slightly better than PLS on this data set: The cv error for the optimal number of components (which is $m_{opt} = 2$) is 0.2698 for BOUND and 0.2747 for PLS. It is remarkable that in this example the cv error of BOUND exceeds the cv error of PLS in some cases. It is not clear if this is due to the small number of examples (which makes the estimation unprecise) or if this can also happen "in theory".

9. CONCLUSION

This paper consists of two parts. In the first part, we gave alternative and hopefully clearer proofs of the shrinkage factors of PLS. In particular, we derived the fact that some of the shrinkage factors are > 1 . We explained in detail that this would lead to an unnecessarily high MSE if PLS was a linear estimator. This is however not the case and we emphasized that bounding the absolute value of the shrinkage factors by 1 does not automatically lead to a lower MSE.

In the second part, we investigated the problem numerically. Experiments on simulated and real world data showed that it might be better to adjust the shrinkage factors so that their absolute value is ≤ 1 - a method that we called BOUND. The difference between BOUND and PLS was not dramatic however. Besides, the scale of the experiments was of course way too small, so it would be light-headed if we concluded that we should always use BOUND instead of PLS.

Nevertheless, the experiments show that it is worth exploring the method BOUND in more detail. One drawback of this method is that we have to adjust the shrinkage factors "by hand". If bounding the shrinkage factors tends to lead to better results, we might modify the original optimization problem of PLS such that the shrinkage factors of the solution are bounded. We might modify A and b to obtain a different Krylov space or replace $\mathcal{K}^{(m)}$ by a different set of feasible solutions.

Acknowledgement. I would like to thank Ulrich Kockelkorn who eliminated innumerable errors from earlier versions of this paper and who gave a lot of helpful remarks. I would also like to thank Jörg Betzin for our extensive discussions on PLS.

REFERENCES

- [1] N. Butler and M. Denham. The Peculiar shrinkage properties of partial least squares regression. *J. Roy. Statist. Soc. Ser. B*, 2000.
- [2] I. Frank and J. Friedman. A statistical view of some chemometrics regression tools. *Technometrics*, 35, 1993.
- [3] C. Goutis. Partial least squares yields shrinkage estimators. *Ann. Statist.*, 1996.
- [4] I. Helland. On the structure of partial least squares regression. *Comm. Statist. Simulation Comput.*, 17, 1988.

- [5] A. Höskuldsson. Pls regression methods. *Journal of Chemometrics*, 2, 1988.
- [6] O. Lingjaerde and N. Christopherson. Shrinkage structures of partial least squares. *Scand. J. Statist.*, 27, 2000.
- [7] H. Martens and M. Martnes. *Multivariate analysis of quality*. John Wiley & Sons, LTD, 2001.
- [8] B. Parlett. *The symmetric eigenvalue problem*. Society for Industrial and Applied Mathematics, 1998.
- [9] A. Phatak and F. de Hoog. Exploiting the connection between pls, lanczos, and conjugate gradients: Alternative proofs of some properties of pls. *Journal of Chemometrics*, 16, 2003.