

Time Optimal Synthesis for Left-Invariant Control Systems on $SO(3)$

Ugo Boscain,

SISSA-ISAS, Via Beirut 2-4, 34014 Trieste, Italy

Yacine Chitour

Université Paris XI, Département de Mathématiques, F-91405 Orsay, France

Abstract Consider the control system (Σ) given by $\dot{x} = x(f + ug)$, where $x \in SO(3)$, $|u| \leq 1$ and $f, g \in so(3)$ define two perpendicular left-invariant vector fields normalized so that $\|f\| = \cos(\alpha)$ and $\|g\| = \sin(\alpha)$, $\alpha \in]0, \pi/4[$. In this paper, we provide an upper bound and a lower bound for $N(\alpha)$, the maximum number of switchings for time-optimal trajectories of (Σ) . More precisely, we show that $N_S(\alpha) \leq N(\alpha) \leq N_S(\alpha) + 4$, where $N_S(\alpha)$ is a suitable integer function of α such that $N_S(\alpha) \underset{\alpha \rightarrow 0}{\sim} \pi/(4\alpha)$. The result is obtained by studying the time optimal synthesis of a projected control problem on $\mathbb{R}P^2$, where the projection is defined by an appropriate Hopf fibration. Finally, we study the projected control problem on the unit sphere S^2 . It exhibits interesting features which will be partly rigorously derived and partially described by numerical simulations.

1 Introduction

Let (Σ) be the control system given by:

$$\dot{x} = x(f + ug), \quad (1)$$

where $x \in SO(3)$, $|u| \leq 1$ and $f, g \in so(3)$ give rise to two non zero perpendicular left-invariant vector fields on $SO(3)$. In this paper, we consider the following problem: given any pair of points x_1, x_2 of $SO(3)$, find a trajectory of (1) steering x_1 to x_2 in minimum time. That issue is known as the problem of determining the time optimal synthesis (TOS) for (Σ) . The strategy to determine a TOS usually consists in two steps:

1. Reduction procedure: it is based on the Pontryagin Maximum Principle (PMP) which is a first-order necessary condition for optimality. Roughly speaking, the PMP reduces the candidates for time optimality to the so called extremals, which are solutions of a pseudo-Hamiltonian system. This reduction procedure may be refined using higher order conditions, such as Clebsch-Legendre conditions, higher-order maximum principle, envelopes, conjugate points, index theory (cf. for instance [2, 3, 5, 12, 18, 19, 21, 26, 27, 28, 30, 32, 33, 34, 35]);
2. Selection procedure: it consists of selecting the time optimal trajectories among the extremals that passed the test of Step 1. (see for instance [8, 12, 16, 25]).

Step 1. is already non trivial and, in general, the second one is extremely difficult: if the state space is two-dimensional, the problem of determining the TOS for single-input control systems is now well-understood [9, 11, 12, 14, 15, 23, 24, 32, 33]. However, for higher dimensions, very few examples of complete TOS for a non linear control system are available (see for instance [29]). Intermediate issues were thus deeply investigated: determining estimates for the number of switchings of optimal trajectories, describing the local structure of optimal trajectories, finding families of trajectories sufficient for optimality, cf. [6, 13, 19, 22, 26, 28, 36], etc.

For the control system (Σ) , we normalize the two perpendicular vector fields induced by f and g in such a way that $\|f\| = \cos(\alpha)$, $\|g\| = \sin(\alpha)$, with $\alpha \in]0, \pi/2[$ (for the precise meaning of “perpendicular” and of the symbol $\|\cdot\|$, we refer to Section 2.1). Defining $X_+ := f + g$ and $X_- := f - g$, we have $\|X_+\| = \|X_-\| = 1$ and α is the angle between f and X_+ .

By a standard argument (see Section 2 below), one can show that every time optimal trajectory is a finite concatenation of bang arcs (i.e. $u \equiv \pm 1$) or singular arcs ($u = 0$) and thus, the Fuller phenomenon (i.e.

existence of a trajectory of a control system joining two points in (finite) minimum time, with an infinite number of switchings, cf. [20, 37]) never occurs. (A switching time – or simply a switching – along an extremal is a time t_0 so that the control u is not constant in any open neighborhood of t_0 .) Moreover, one can easily show that, the supremum $N(\alpha)$ of the number of switchings over all time optimal trajectories of (Σ) , is finite.

By using the index theory developed by Agrachev, it is proved in [3] that

$$N(\alpha) \leq N_A := \left\lceil \frac{\pi}{\alpha} \right\rceil, \quad (2)$$

where $\lceil \cdot \rceil$ stands for the integer part. That result was not only an indirect indication that $N(\alpha)$ would tend to ∞ as α tends to zero, but it also provided a hint on the asymptotic of $N(\alpha)$ as α tends to zero.

A related line of work regards the study of the distributional version of (Σ) , which is the driftless control system given by $\dot{x} = x(u_1 f_1 + u_2 f_2)$, $|u_1|, |u_2| \leq 1$ and $f_1, f_2 \in so(3)$ linearly independent. Indeed, assuming that $\|f_1\| = \|f_2\|$, Sussmann and Tang ([36]) showed that time optimal trajectories have at most four switchings and they provided a finitely parametrized family of trajectories sufficient for optimality. That result was extended to the general case (f_1 and f_2 just linearly independent, cf [13]): time optimal trajectories have at most five switchings. For both works, the elimination from optimality of extremals with respectively five or six bangs relies on the envelope theory developed in the context of control theory by Sussmann (cf. [35]).

At the light of the previous results, there was strong evidence for two radically situations as α tends to zero: for (Σ) , $N(\alpha)$ is expected to go to infinity, as for the distributional control system, there exists a universal bound on the number of switchings. The main result of the present paper confirms that difference, i.e. $N(\alpha)$ tends to ∞ as α tends to zero. More precisely, we complete the inequality (2) as follows:

Theorem 1 *Let (Σ) be the control system defined in (1) with f, g perpendicular so that $\|f\| = \cos(\alpha)$ and $\|g\| = \sin(\alpha)$, $\alpha \in]0, \pi/4[$. Then, if $N(\alpha)$ is the maximum number of switchings along a time-optimal trajectory of (Σ) , we have*

$$N_S(\alpha) \leq N(\alpha) \leq N_S(\alpha) + 4, \text{ where } N_S(\alpha) := 2 \left\lceil \frac{\pi}{8\alpha} \right\rceil - \left[2 \left\lceil \frac{\pi}{8\alpha} \right\rceil - \frac{\pi}{4\alpha} \right]. \quad (3)$$

The above theorem improves (2) in two ways: **i)** for α small, it (essentially) divides the upper bound of $N(\alpha)$ by four with respect to (2); **ii)** it provides a lower bound of $N(\alpha)$ differing from the upper bound by a constant.

The lower bound is in fact our main contribution and, to get it, one must prove the existence of time optimal trajectories of (Σ) admitting at least a number of switchings equal to that lower bound. Our strategy consists of projecting the control problem onto another $(\Sigma)_S$ defined next. First, let $\mathbb{R}P^2$ be the two-dimensional real projective space (i.e. the two-dimensional manifold made of the directions of \mathbb{R}^3) and fix a point $x_0 \in SO(3)$. Consider the Hopf fibration $\Pi : SO(3) \rightarrow \mathbb{R}P^2$ defined by $\text{Ker}d\Pi(x_0) = \text{Span}\{x_0 f\}$, which means, roughly speaking, that Π annihilates the drift term f at x_0 . Then, we project (Σ) by Π and obtain a single-input $SO(3)$ -equivariant control system $(\Sigma)_S$ on $\mathbb{R}P^2$ given by $\dot{y} = y(f_S + u g_S)$, with $f_S = d\Pi(f)$ and $g_S = d\Pi(g)$, that is locally controllable. We then consider the minimum time problem of connecting $\Pi(x_0)$ to any other point of $\mathbb{R}P^2$.

In fact, we study a slightly different time optimal problem by lifting $(\Sigma)_S$ to the unit sphere S^2 . By an abuse of notation, we still denote by $(\Sigma)_S$ the control system obtained in that way. Hence $\Pi(x_0)$ is identified with the north pole and $\mathbb{R}P^2$ is identified with $\underline{\mathcal{M}}$, the subset of the sphere made of the union of \mathcal{M} , the (open) top hemisphere of S^2 , together with half of the equator.

The time optimal problem consists now of connecting, in minimum time, the north pole with any point of $\underline{\mathcal{M}}$. Thanks to the suitable choice of the Hopf projection and since α belongs to the interval $]0, \pi/4[$, all extremals of the projected problem are bang-bang (i.e. they are a finite concatenation of trajectories corresponding to controls $+1$ or -1). Let $N_S(\alpha)$ be the supremum of the number of switchings for time optimal trajectories of $(\Sigma)_S$ starting at the north pole and ending in $\underline{\mathcal{M}}$ (such trajectories of $(\Sigma)_S$ are actually entirely contained in $\underline{\mathcal{M}}$, see Lemma 7).

The use of the Hopf fibration Π is motivated by two facts: first, every time optimal trajectory for the time optimal problem on $(\Sigma)_S$ staying in $\underline{\mathcal{M}}$ is the projection by Π of a time optimal trajectory for the time optimal problem on (Σ) and thus, $N_S(\alpha) \leq N(\alpha)$. Taking full advantage of the theory developed in [12], we will actually compute exactly $N_S(\alpha)$ as given in (3). Second, using the fact that the fiber above $\Pi(x_0)$ is the

support of a singular arc (for this problem singular arcs are integral curves of the drift xf), we show that every regular bang-bang trajectory with at least $N_S(\alpha) + 5$ cannot be optimal and thus, the upper bound.

It is then clear, by now, that the most delicate part of the argument relies on the exact determination of $N_S(\alpha)$. This is done by studying the time optimal synthesis, (TOS for short) for the time optimal problem on $(\Sigma)_S$. Such a TOS is usually constructed, following the theory developed in [9, 11, 12, 14, 15, 23, 24, 32, 33], recursively on the number of extremals arcs, and by checking at each step whether they are optimal or not. For the problem on $\mathbb{R}P^2$, we are not able to complete all the steps of the above construction, which would imply as a byproduct the existence of the TOS. In particular, we cannot show the optimality of all the extremals (i.e. the trajectories candidate for time optimality), but, from their study, we can demonstrate enough partial results in order compute $N_S(\alpha)$ precisely and thus to conclude the proof of Theorem 1.

The complete time optimal synthesis is then studied numerically (actually on the whole S^2) and is showed in the top of Fig. 11. In particular, due to the compactness of S^2 , one of the main issues is to understand the singularities developed by the minimum time wave front as it approaches to the south pole. We provide numerical simulations that describe the evolution of the extremal front. As $\alpha \rightarrow 0$, these numerical simulations suggest the emergence of three cyclically alternating patterns of optimal synthesis, each of them depending on an arithmetic property of α .

The balance of the paper is organized as follows: Section 2 collects basic facts relative to the time-optimal trajectories of (Σ) ; in Section 3, the Hopf fibration is described and the proof of Theorem 1 is provided, assuming some facts about the time-optimal synthesis of $(\Sigma)_S$, whose arguments are deferred to the next section. In particular we use the expression of $N_S(\alpha)$ and the relation between the length of interior bang arcs for the problem on $\mathbb{R}P^2$. The construction of the time-optimal synthesis of $(\Sigma)_S$ is investigated in Section 4, where an exact computation of $N_S(\alpha)$ is established. We conclude the section with two remarks, the first one explaining the relation between the TOS on the sphere and the TOS of a controlled linear pendulum, the second one establishing a link with an optimal control problem on $SU(2)$. Finally, in Section 5, we provide the results of the numerical simulations completing the study of the time optimal synthesis (in particular of the possible behaviors in a neighborhood of the south pole) and we propose some open problems stated as conjectures.

2 Statement of the Problem and Properties of Optimal Trajectories

2.1 Basic Facts

In this paper, we consider the control (Σ) given by (1), where $x \in SO(3)$, $|u| \leq 1$ and $f, g \in so(3)$. An admissible control u is a measurable function $u : [a, b] \rightarrow [-1, 1]$, where a, b depend (in general) on u , cf. [18]. A trajectory γ of (Σ) is an absolutely continuous curve $\gamma : J \rightarrow SO(3)$, where $J = [a, b]$ is a compact segment of \mathbb{R} such that there exists an admissible control u for which $\dot{\gamma}(t) = \gamma(t)(f + u(t)g)$ holds a.e. in J . We then say that (γ, u) , defined as before, is an admissible pair for (Σ) .

Definition 1 *A trajectory γ of (Σ) , defined on $[a, b]$, is time optimal if, for every trajectory γ' of (Σ) defined on $[a', b']$ with $\gamma(a) = \gamma'(a')$ and $\gamma(b) = \gamma'(b')$, we have $b - a \leq b' - a'$.*

The Lie algebra $(so(3), [.,.])$ is isomorphic to the Lie algebra (\mathbb{R}^3, \times) , where \times denotes the vector product. This isomorphism is realized by the map:

$$\phi_L : so(3) \rightarrow \mathbb{R}^3 \tag{4}$$

$$\phi_L \left(\begin{pmatrix} 0 & -c & b \\ c & 0 & -a \\ -b & a & 0 \end{pmatrix} \right) := \begin{pmatrix} a \\ b \\ c \end{pmatrix},$$

and provides an inner product on $so(3)$ given by $\langle z_1, z_2 \rangle := \langle \phi_L(z_1), \phi_L(z_2) \rangle$, where $z_1, z_2 \in so(3)$. The symbol $\langle ., . \rangle$, in the right-hand side of the above equation, stands for the Euclidean inner product of \mathbb{R}^3 . With this definition, it follows that: $\langle z_1, z_2 \rangle := -\frac{1}{2}Tr(z_1 z_2)$. In other words, this scalar product is the opposite of the Killing form on $so(3)$. In the following, $\|z\| := \sqrt{\langle z, z \rangle}$ and Id is the 3×3 identity matrix. We will sometimes consider the 2×2 matrix corresponding to the planar rotation of angle β and we use R_β to denote it.

In this paper, we will assume that f and g are perpendicular and normalized so that $\|f\| = \cos(\alpha)$ and $\|g\| = \sin(\alpha)$, $\alpha \in]0, \pi/2[$. Here, we adopt the following notation used throughout the paper, $c_\alpha := \cos(\alpha)$, $c_\alpha^2 := \cos^2(\alpha)$, $s_\alpha := \sin(\alpha)$ and $s_\alpha^2 := \sin^2(\alpha)$. We define $h := [f, g] = fg - gf$ and

$$X_+ := f + g, \quad X_- := f - g.$$

Note that $\|X_\varepsilon\| = 1$, with $\varepsilon = +, -$. For a vector field $z \in so(3)$, we use e^{tz} to denote the flow of z , acting on the right, so that $t \mapsto pe^{tz} \in SO(3)$ is the integral curve of z starting at p at time 0. Since z is linear, we have $e^{tz} = \sum_{n=0}^{\infty} \frac{(tz)^n}{n!}$. We use ad_z to denote the operator $w \mapsto [z, w]$, acting on vector fields. If z, w are vector fields, then $e^t \text{ad}_z(w) := e^{tz} w e^{-tz}$. The Lie bracket relations between f, g, h are

$$[f, g] = h, \quad [g, h] = s_\alpha^2 f, \quad [h, f] = c_\alpha^2 g.$$

From them, one deduces the following classical relations that will be useful later:

$$e^t \text{ad}_{X_\varepsilon}(f) = (c_\alpha^2 + s_\alpha^2 \cos(t))f + \varepsilon c_\alpha^2 (1 - \cos(t))g - \varepsilon \sin(t)h, \quad (5)$$

$$e^t \text{ad}_{X_\varepsilon}(g) = \varepsilon s_\alpha^2 (1 - \cos(t))f + (s_\alpha^2 + c_\alpha^2 \cos(t))g + \sin(t)h, \quad (6)$$

$$e^t \text{ad}_{X_\varepsilon}(h) = \varepsilon s_\alpha^2 \sin(t)f - c_\alpha^2 \sin(t)g + \cos(t)h, \quad (7)$$

$$e^t \text{ad}_{X_\varepsilon}(X_{-\varepsilon}) = (\cos(2\alpha) + 2s_\alpha^2 \cos(t))f + \varepsilon (\cos(2\alpha) - 2c_\alpha^2 \cos(t))g - 2\varepsilon \sin(t)h, \quad (8)$$

$$e^{tX_\varepsilon} = Id + \sin(t)X_\varepsilon + (1 - \cos(t))X_\varepsilon^2, \quad (9)$$

$$e^{t \text{ad}f}(g) = \cos(tc_\alpha)g + \frac{\sin(tc_\alpha)}{c_\alpha}h. \quad (10)$$

2.2 Existence of Optimal Trajectories

A control system is *complete* if, for every measurable control function $u : [a, b] \rightarrow [-1, 1]$ and every initial state p , there exists a trajectory γ corresponding to u , which is defined on the whole interval $[a, b]$ and satisfies $\gamma(a) = p$. Since $SO(3)$ is compact and the function $\mathcal{F}(x, u) := x(f + ug)$ is regular enough, the system (1) is complete. Note that (f, g) satisfies the Strong Bracket Generating Condition (cf. [31]) and the set of velocities $V(x) := \{x(f + ug), u \in [-1, 1]\}$ is compact and convex. Then, (cf. for instance [36]):

Proposition 1 *For each pair of points p and q belonging to $SO(3)$, there exists a time optimal trajectory joining p to q .*

2.3 Pontryagin Maximum Principle and Switching Functions

We next state the Pontryagin Maximum Principle (PMP) (cf. [26]) for our minimum time problem on $SO(3)$. Define the following maps called respectively Hamiltonian and minimized Hamiltonian:

$$\mathcal{H} : T^*SO(3) \times [-1, 1] \rightarrow \mathbb{R}, \quad \mathcal{H}(p, x, u) := \langle p, x(f + ug) \rangle, \quad (11)$$

$$H : T^*SO(3) \rightarrow \mathbb{R}, \quad H(p, x) := \min_{v \in [-1, 1]} \mathcal{H}(p, x, v). \quad (12)$$

The PMP asserts that, if $\gamma : [a, b] \rightarrow SO(3)$ is a time optimal trajectory corresponding to a control $u : [a, b] \rightarrow [-1, 1]$, then there exists a *nontrivial field of covectors along γ* , that is an absolutely continuous function $\lambda : t \in [a, b] \mapsto \lambda(t) \in T_{\gamma(t)}^*SO(3)$ (identified with $so(3)$) never vanishing and a constant $\lambda_0 \geq 0$ such that, for a.e. $t \in \text{Dom}(\gamma)$, we have:

i) $\dot{\lambda}(t) = -\frac{\partial \mathcal{H}}{\partial x}(\lambda(t), \gamma(t), u(t)) = -\lambda(t)(f + u(t)g),$

ii) $\mathcal{H}(\gamma(t), \lambda(t), u(t)) + \lambda_0 = 0,$

iii) $\mathcal{H}(\gamma(t), \lambda(t), u(t)) = H(\gamma(t), \lambda(t)).$

Remark 1 The PMP is just a necessary condition for optimality. A trajectory γ (resp. a couple (γ, λ)) satisfying the conditions given by the PMP is said to be an *extremal* (resp. an *extremal pair*). An extremal corresponding to $\lambda_0 = 0$ is said to be an abnormal extremal, otherwise we call it a normal extremal. For a normal extremal, we can always normalize $\lambda_0 = 1$, and we do this all along the paper. Notice that in general an extremal corresponds to more than one covector. For this reason, usually, one distinguishes between abnormal extremal that are strict (i.e. they correspond only to covectors satisfying $\lambda_0 = 0$) and abnormal extremal that are non-strict (i.e. they correspond to covectors with $\lambda_0 = 0$ and to covectors with $\lambda_0 \neq 0$).

A control $u : [a, b] \rightarrow [-1, 1]$ is said to be *bang-bang* if $u(t) \in \{-1, 1\}$ a.e. in $[a, b]$. Moreover, if $u(t) \in \{-1, 1\}$ and $u(t)$ is constant for almost every $t \in [a, b]$, then u is called a bang control. A *switching* time of u is a time $t \in [a, b]$ such that, for each for every $\varepsilon > 0$, u is not bang on $(t - \varepsilon, t + \varepsilon) \cap [a, b]$. A control with a finite number of switchings is called *regular bang-bang*. A trajectory of Σ is a bang trajectory, bang-bang trajectory, regular bang-bang trajectory respectively, if it corresponds to a bang control, bang-bang control, regular bang-bang control respectively. The switching functions, associated to an extremal pair (γ, λ) , are the three “components” of the covector $\lambda(t)$ on the basis $\{f, g, h\}$ transported to the point $\gamma(t)$. More precisely:

Definition 2 (switching functions) Let $\Phi_i(x, p)$ ($i = 1, 2, 3$) be the Hamiltonian functions corresponding respectively to the vector fields f, g, h (cf. [18]). i.e. $\Phi_1(x, p) := \langle p, xf \rangle$, $\Phi_2(x, p) := \langle p, xg \rangle$, $\Phi_3(x, p) := \langle p, xh \rangle$ and (γ, λ) be an extremal pair. The switching functions associated to (γ, λ) are the evaluations of $\Phi_i(x, p)$ along the extremal i.e.:

$$\varphi_1(t) := \Phi_1(\gamma(t), \lambda(t)) = \langle \lambda(t), \gamma(t)f \rangle, \quad (13)$$

$$\varphi_2(t) := \Phi_2(\gamma(t), \lambda(t)) = \langle \lambda(t), \gamma(t)g \rangle, \quad (14)$$

$$\varphi_3(t) := \Phi_3(\gamma(t), \lambda(t)) = \langle \lambda(t), \gamma(t)h \rangle. \quad (15)$$

Remark 2 Notice that the φ_i 's are at least continuous and since λ never vanishes, the three switching functions cannot be all zero at the same time t . Moreover, using the switching functions, **ii)** of PMP reads:

$$\mathcal{H}(\lambda(t), \gamma(t), u(t)) = \varphi_1(t) + u(t)\varphi_2(t) + \lambda_0 = 0 \text{ a.e.} \quad (16)$$

The switching functions are important because they determine where the controls may switch. In fact, using the PMP, one easily gets:

Proposition 2 A necessary condition for a time t to be a switching is that $\varphi_2(t) = 0$. Therefore, on any interval where φ_2 has no zeroes (respectively finitely many zeroes), the corresponding control is bang (respectively bang-bang). In particular, $\varphi_2 > 0$ (resp $\varphi_2 < 0$) on $[a, b]$ implies $u = -1$ (resp. $u = +1$) a.e. on $[a, b]$. On the other hand, if φ_2 has a zero at t and $\dot{\varphi}_2(t)$ exists and is different from zero, then t is an isolated switching.

As a corollary, it holds a.e. along an extremal trajectory that:

$$u(t)\varphi_2(t) = -|\varphi_2(t)|. \quad (17)$$

An extremal trajectory γ of Σ defined on $[c, d]$ is said to be singular if the switching function φ_2 vanishes on $[c, d]$. To compute the control corresponding to a singular trajectory, one should compute the derivatives of the φ_i 's. Using the Lie bracket relations between f, g, h , one gets the system of differential equations (called the adjoint system) satisfied a.e.:

$$\dot{\varphi}_1 = -u\varphi_3, \quad (18)$$

$$\dot{\varphi}_2 = \varphi_3, \quad (19)$$

$$\dot{\varphi}_3 = s_\alpha^2 u \varphi_1 - c_\alpha^2 \varphi_2. \quad (20)$$

From Eqs. (15) and (19), one immediately gets that φ_2 is at least a \mathcal{C}^1 function. Moreover, if γ is singular in $[a, b]$, then $\varphi_2 = 0$ and, from Eq. (19), we get $\varphi_3 = 0$ a.e.. From (16) (cf. PMP **ii)**), we get that $\varphi_1 \equiv -1$ a.e. on $[a, b]$. From (20) we get $u = 0$ a.e. i.e.:

Proposition 3 For the minimum time problem for (Σ) , singular trajectories are integral curves of the drift, i.e. they correspond to a control a.e. vanishing.

In the sequel, we will use the following convention. The letter B refers to a bang trajectory and the letter S refers to a singular extremal trajectory. A concatenation of bang and singular trajectories will be labeled by the corresponding letter sequence, written in order from left to right. Sometimes, we will use a subscript to indicate the time duration of a trajectory so that we use B_t to refer to a bang trajectory defined on an interval of length t and, similarly, S_t for a singular trajectory defined on an interval of length t .

If we fix $u \in [-1, 1]$, then the integral curves of $x(f + ug)$ are periodic. In particular, the integral curves of xX_ε are periodic with period 2π while the integral curves of the drift xf are periodic with period $2\pi/c_\alpha$. This means:

Proposition 4 *If γ is an extremal trajectory of type B_t (resp. S_t), then $t < 2\pi$ (resp $t < 2\pi/c_\alpha$).*

There are two quantities that remain constant along an extremal trajectory. The first one comes from the fact that the minimized Hamiltonian H is constant along the extremal pairs (γ, λ) (cf. (16) and 17):

$$I_1 := -\varphi_1(t) + |\varphi_2(t)| = \lambda_0, \quad (21)$$

with λ_0 equal to zero or one (cf. Remark 1). The second conserved quantity is:

$$I_2 := c_\alpha^2 \varphi_2^2 + s_\alpha^2 \varphi_1^2 + \varphi_3^2 = K^2, \quad \text{for some } K \in \mathbb{R}. \quad (22)$$

Remark 3 Equations (18), (19), (20) are Hamiltonian equations on the dual of $so(3)$, with respect to the canonical Poisson structure induced by the brackets of $f, g, h \in so(3)$, and corresponding to the left-invariant Hamiltonian (11). The conserved quantity I_2 is the Casimir function (see for instance [1]).

There is a geometric interpretation of the above equations. Let (γ, λ) be a normal extremal lift of the time-optimal control problem. Then, the adjoint vector λ with coordinates $(\varphi_i)_{i=1,2,3}$, lies in the intersection of the region defined by Eq. (21) and the ellipsoid defined by Eq. (22).

2.4 Classification of optimal trajectories

In this section, we investigate the structure of time optimal trajectories by analyzing the extremal flow defined in (18)-(20), subject to (21) and (22). First we study abnormal extremals (we prove that they are regular bang-bang and we establish a relation between the interior bang times). Then we study normal extremals that are bang bang (again we find relation between the interior bang times). Finally we study optimal trajectories containing a singular arc. The results presented in this section are well-known, and some of them already contained in [3, 4], although in many cases without proof. To have a self-contained paper, we provide an argument for all of them.

2.4.1 Abnormal Extremals

The following proposition describes the switching behavior of abnormal extremals.

Proposition 5 *Let γ be an abnormal extremal. Then, it is regular bang-bang and the time duration between two consecutive switchings is always equal to π . In other words, γ is of kind $B_\pi B_\pi \dots B_\pi B_t$ with $t \leq \pi$.*

Proof of Proposition 5 By definition, $\lambda_0 = 0$. Then Eq. 16 becomes

$$\varphi_1(t) = -u(t)\varphi_2(t), \quad \text{for a.e. } t \in \text{Dom}(\gamma). \quad (23)$$

If γ is singular on some interval $[c, d]$, then $\varphi_2 \equiv 0$ and from (19) $\varphi_3 \equiv 0$ on $[c, d]$. Eq. (23) gives $\varphi_1 \equiv 0$, contradicting the non triviality of λ (cf. Remark 2). Then γ cannot contain a singular arc. Therefore, $u^2 = 1$ a.e. $t \in \text{Dom}(\gamma)$.

From Eqs. (20) and (23), we get a.e. $\dot{\varphi}_3(t) = (-s_\alpha^2 u(t)^2 - c_\alpha^2)\varphi_2(t) = -\varphi_2(t)$. This means that, in the (φ_3, φ_2) plane, the vector $z(t) := (\varphi_3(t), \varphi_2(t))$ rotates with angular velocity equal to one (cf. Eq. (19)). This implies γ is a regular bang-bang trajectory and the time duration between two consecutive switchings along γ is always equal to π . ■

2.4.2 Normal Bang-Bang Extremals

Let γ be a bang-bang trajectory starting at p_0 and ending at $p_0 e^{(t_0 X_+)} e^{(t_1 X_-)} e^{(t_2 X_+)} e^{(t_3 X_-)}$. The case in which the first bang is of kind X_- is similar. We have $\varphi_2(t_0) = \varphi_2(t_0 + t_1) = \varphi_2(t_0 + t_1 + t_2) = 0$ which implies:

$$\langle \lambda(t_0 + t_1), p_2 e^{-t_1 \text{ad} X_-}(g) \rangle = \langle \lambda(t_0 + t_1), p_2 g \rangle = \langle \lambda(t_0 + t_1), p_2 e^{t_2 \text{ad} X_+}(g) \rangle = 0, \quad (24)$$

where $p_2 = p_0 e^{(t_0 X_+)} e^{(t_1 X_-)}$. We need the following definition. If z_1, z_2, z_3 are (possibly time-varying) vector fields of $SO(3)$, the application $q \mapsto q(z_1 \wedge z_2 \wedge z_3)$ is the *field of 3-vectors* associated to the z_i 's, where $q(z_1 \wedge z_2 \wedge z_3)$ is an element of $\bigwedge^3 T_q SO(3)$, the 3-fold exterior power of $T_q SO(3)$. We now rewrite Eq. (24) by using fields of 3-vectors. We obtain:

$$g \wedge e^{-t_1 \text{ad} X_-}(g) \wedge e^{t_2 \text{ad} X_+}(g) = 0. \quad (25)$$

Thanks to (6), Eq. (25) is equivalent to $r(t_1, t_2) f \wedge g \wedge h = 0$ for an appropriate real-valued function r . After computations, we get $r(t_1, t_2) = \sin(\frac{t_1 - t_2}{2})$. This implies that $t_1 = t_2 = t_3$.

Similarly to what we did in the proof of Proposition 5, consider now a time optimal trajectory of the form $BB_T B$, where B_T is a nontrivial interior bang arc associated to a normal extremal and $T \in]0, 2\pi[$. From (20) and (16) (with $\lambda_0 = 1$), we get $\dot{\varphi}_3 = -(\varphi_2 + s_\alpha^2 u)$. Using (19), this means that the vector $z = (\varphi_3, \varphi_2 + u s_\alpha^2)^T$ satisfies the differential equation

$$\dot{z} = \begin{pmatrix} 0 & -1 \\ 1 & 0 \end{pmatrix} z, \quad t \in]0, T[$$

with boundary conditions (the switching conditions imply $\varphi_2(0) = \varphi_2(T) = 0$) $z(0) = (\varphi_3(0), u s_\alpha^2)$ and $z(T) = (\varphi_3(T), u s_\alpha^2)$. Using $\varphi_2(0) = 0$ and the fact that $u > 0$ (resp. $u < 0$) implies $0 > \dot{\varphi}_2(0) = \varphi_3(0)$ (resp. $0 < \dot{\varphi}_2(0) = \varphi_3(0)$), one easily gets $\tan(T/2) = \varphi_3(0)/(u s_\alpha^2) < 0$. It follows that $T \in (\pi, 2\pi)$. In summary, we proved that

Proposition 6 *Let γ be a bang-bang normal extremal. Then the time duration T along an interior bang arc is the same for all interior bang arcs and verifies $\pi < T < 2\pi$.*

Remark 4 From Propositions 5 and 6, we get that, for an extremal bang-bang trajectory (normal or abnormal), the time duration T along an interior bang arc is the same for all interior bang arcs and verifies $\pi \leq T < 2\pi$.

2.4.3 Optimal Trajectories Containing a Singular Arc

The purpose of this paragraph is to describe the structure of time optimal trajectories containing singular arcs.

Proposition 7 *Let γ be a time optimal trajectory containing a singular arc. Then γ is of the type $B_t S_s B_{t'}$, with $s \leq \frac{\pi}{c_\alpha}$ if $t > 0$ or $t' > 0$ and $s < 2\frac{\pi}{c_\alpha}$ otherwise.*

Proof of Proposition 7 Let γ be a time optimal trajectory containing a singular arc S_t , $t > 0$. From Proposition 3, we know that $t < 2\pi/c_\alpha$.

Assume now that γ contains a singular arc and a nontrivial interior bang arc. Then, we may assume that γ contains a piece of the type $S_s B_t$ or $B_t S_s$ (say the first), with B_t a complete bang arc. Then we have $\varphi_2(s) = \varphi_3(s) = \varphi_2(s + t) = 0$. This translates to: $g \wedge h \wedge e^{t \text{ad} X_\varepsilon}(g) = 0$. Using (6), it implies that $\cos(t) = 1$, i.e. $t = 2\pi$. This contradicts the time optimality of γ . Finally, from (10), we get $e^{\frac{\pi}{c_\alpha} \text{ad} f}(g) = -g$. From this, we deduce for $t \geq 0$, $e^{\frac{\pi}{c_\alpha} f} e^{t X_\varepsilon} = e^{t X_\varepsilon - \varepsilon \frac{\pi}{c_\alpha} f}$. Therefore, for $t, s \geq 0$, we have $e^{s f} e^{t X_\varepsilon} = e^{(s - \frac{\pi}{c_\alpha}) f} e^{t X_\varepsilon - \varepsilon \frac{\pi}{c_\alpha} f}$. Then, if $s > \frac{\pi}{c_\alpha}$ and $t > 0$ and taking into account what precedes, $e^{s f} e^{t X_\varepsilon}$ cannot be optimal. \blacksquare

2.5 Uniform Bound on the Number of Switchings for Time Optimal Trajectories

For $\alpha \in]0, \pi/2[$, let $N(\alpha)$ be the supremum of the number of switchings of any time optimal trajectory on $SO(3)$. Thanks to the left-invariance of the control system (1), we may assume that the supremum is taken over any time optimal trajectory starting at Id . In this paragraph, we prove the following:

Proposition 8 *For $\alpha \in]0, \pi/2[$, $N(\alpha)$ is finite (and thus achieved).*

Proof of Proposition 8 Let us first prove that:

Claim every optimal trajectory of (Σ) is a finite concatenation of bang and singular arcs.

Let $\gamma : [a, b] \rightarrow SO(3)$ be a time optimal trajectory of (Σ) . Let S be the set of zeroes of φ_2 such that, if $t \in S$, then φ_2 does not vanish identically in some neighborhood of t . Clearly, S is the set of times t such that $\gamma(t)$ is the junction of two bang arcs or the the junction of a singular arc and a bang arc. The conclusion follows if S is finite. Reasoning by contradiction, S must have a limit point \bar{t} . Moreover $\bar{t} \in S$, otherwise φ_2 would vanish identically in a neighborhood of \bar{t} , contradicting the fact that \bar{t} is a limit point of S . Note also that φ_2 is continuous in an open (in $[a, b]$) neighborhood N of \bar{t} (see Remark 2). By definition of S and \bar{t} , there exists a sequence (t_n) in N converging to \bar{t} such that $\varphi_2(t_n) \neq 0$. Pick n large enough, so that, if $[t'_n, t''_n]$ is the maximal subinterval containing t_n with $\varphi_2 \neq 0$ on (t'_n, t''_n) , then $[t'_n, t''_n] \subset N$. Clearly, $\varphi_2(t'_n) = \varphi_2(t''_n) = 0$, γ is a bang arc on $[t'_n, t''_n]$ and $t''_n - t'_n$ tends to zero as n goes to infinity since t_n tends to \bar{t} . But, by Proposition 6, $t''_n - t'_n \geq \pi$ for n large enough. So we reached a contradiction and S is finite. The claim is proved. \square

To finish the proof of Proposition 8, it remains to show that the (finite) number of switchings for any time optimal trajectory is uniformly bounded over $SO(3)$. The argument goes by contradiction: there would exist, then, a sequence of regular bang-bang time optimal trajectories $B_{s_n} B_{T_n} \cdots B_{T_n} B_{t_n}$, where $s_n, t_n < 2\pi$, $\pi < T_n < 2\pi$ and the number of switchings m_n goes to infinity as n goes to infinity. Therefore, there exists a sequence of points (x_n) of $SO(3)$ such that, the minimum time τ_n needed to connect Id to x_n by a trajectory of (Σ) , goes to infinity as n goes to infinity.

To reach a contradiction, it is enough to show that there exists a time \mathcal{T} so that, for every point $x \in SO(3)$, there exists a trajectory γ of (Σ) connecting Id to x with $T(\gamma) \leq \mathcal{T}$. By a compactness argument and thanks to the $SO(3)$ -invariance of (Σ) , that would result from the following fact: there exists $\bar{t} > 0$ and an open neighborhood $U \subset SO(3)$ of Id such that every point $x \in U$ can be reached from Id in time less or equal than \bar{t} . The latter simply results from the facts that (Σ) has the accessibility property and e^{tf} is periodic. \blacksquare

Remark 5 Since the degree of non-holonomy of the distribution generated by (f, g) is equal to two, then, by standard controllability arguments, one can quantitatively relate the size of U and \bar{t} as follows: U contains a ball of radius $\frac{C\bar{t}}{\alpha^2}$ for some positive constant C . Therefore, $N(\alpha)$ can be bounded above by $\frac{C'}{\alpha^2}$, for some positive constant C' .

3 The Hopf Fibration and Proof of Theorem 1

3.1 The Hopf Projection

In this paragraph, we describe explicitly the Hopf projection from $SO(3)$ to $\mathbb{R}P^2$. This projection provides $SO(3)$ with a structure of fiber bundle with base $\mathbb{R}P^2$ and fiber S^1 . In the sequel, we use the identification of $\mathbb{R}P^2$ with $S^2 \setminus \sim$, where \sim is the antipodal map, that is $\mathbb{R}P^2$ is the set of rows (y_1, y_2, y_3) , $\sum y_i^2 = 1$, where $(y_1, y_2, y_3) \sim (-y_1, -y_2, -y_3)$. In the sequel, $\mathbb{R}P^2$ is identified with the subset \underline{MH} , made of the (open) top hemisphere together with half of the equator. Fix a point $y_0 \in \mathbb{R}P^2$. The Hopf projection is defined as:

$$\begin{aligned} \Pi : SO(3) &\rightarrow \mathbb{R}P^2, \\ x &\mapsto y = y_0 x, \end{aligned}$$

where $y_0 x$ is the standard matrix product. Then, any left-invariant vector field $V : x \mapsto xv$ on $SO(3)$, $v \in so(3)$, is transformed by $d\Pi$ into the (left-equivariant) vector field $V_S = d\Pi(V) : y \mapsto yv$. In the following, we call respectively, the control systems $\dot{x} = x(f + ug)$, $x \in SO(3)$ and $\dot{y} = y(f + ug)$, $y \in \mathbb{R}P^2$, the control systems upstairs and downstairs. As explained next, it is crucial to choose y_0 so that the drift term at the initial point, $\underline{Id} f$, vanishes downstairs, so we require that $\Pi(Id) = y_0$. Indeed, if it is the case, then: **i)** from the point y_0 , we have local controllability (see next section) and this greatly helps in the construction of the optimal synthesis; **ii)** if a trajectory upstairs starts with a singular arc (that is, with $u \equiv 0$, i.e. it is an integral curve of the drift f), then its projection is a point. That suitable choice of y_0 is made possible by the following normalizations:

$$f = c_\alpha \begin{pmatrix} 0 & 1 & 0 \\ -1 & 0 & 0 \\ 0 & 0 & 0 \end{pmatrix} \text{ and } g = s_\alpha \begin{pmatrix} 0 & 0 & 0 \\ 0 & 0 & 1 \\ 0 & -1 & 0 \end{pmatrix}, \quad y_0 = (0, 0, 1).$$

In that way, the control system downstairs reads: $\dot{y} = F_S(y) + uG_S(y)$, where $F_S(y) = yf$, $G_S(y) = yg$. In order to respect the convention in control theory where states are represented by column vectors and costates by row vectors, we will consider the transposed control system and, with the change of notations $y^T \rightarrow y$, $f^T = -f \rightarrow f$, $g^T = -g \rightarrow g$, we obtain downstairs:

$$\left\{ \begin{array}{l} \dot{y} = F_S(y) + uG_S(y), \quad |u| \leq 1, \quad \text{where} \\ F_S(y) = fy = f \times y = c_\alpha \begin{pmatrix} 0 & -1 & 0 \\ 1 & 0 & 0 \\ 0 & 0 & 0 \end{pmatrix} \begin{pmatrix} y_1 \\ y_2 \\ y_3 \end{pmatrix} = \begin{pmatrix} -y_2 \\ y_1 \\ 0 \end{pmatrix}, \\ G_S(y) = gy = g \times y = s_\alpha \begin{pmatrix} 0 & 0 & 0 \\ 0 & 0 & -1 \\ 0 & 1 & 0 \end{pmatrix} \begin{pmatrix} y_1 \\ y_2 \\ y_3 \end{pmatrix} = \begin{pmatrix} 0 \\ -y_3 \\ y_2 \end{pmatrix}. \end{array} \right. \quad (26)$$

3.2 Proof of Theorem 1

For the rest of the paper, we assume $\alpha \in]0, \pi/4[$. In this Section we prove Theorem 1, using a Lemma describing the structure of time optimal trajectories of $(\Sigma)_S$ connecting the north pole to any point of $\underline{\mathcal{NH}}$, that will be studied in the next section.

Lemma 1 *Consider the control system $(\Sigma)_S$ and the time optimal trajectories connecting the north pole to any point of $\underline{\mathcal{NH}}$. Then*

- i) *they are regular bang-bang with same time durations for the interior bang arcs, i.e., they are of the type $B_s B_{v(s)} \cdots B_{v(s)} B_t$, where $s \in [0, \pi]$, $t \in [0, v(s)]$ and*

$$v(s) = \pi + 2 \arctan\left(\frac{s_s}{c_s + \cot^2(\alpha)}\right). \quad (27)$$

- ii) *Set $N_0(\alpha) := 2 \left\lceil \frac{\pi}{8\alpha} \right\rceil$. Then the maximum number of switching of these trajectories is*

$$N_S(\alpha) = N_0(\alpha) - \left\lceil N_0(\alpha) - \frac{\pi}{4\alpha} \right\rceil. \quad (28)$$

The above formula means that $N_S(\alpha)$ can take the values $N_0(\alpha)$, $N_0(\alpha) + 1$ or $N_0(\alpha) + 2$;

- iii) *They are projections, through the Hopf map Π , of time optimal trajectories of (Σ) starting at Id .*

Proof of Lemma 1

For the Proof of **i)**, see Proposition 10 and Proposition 11. For the proof of **iii)**, see Lemma 7 and Lemma 8. For the proof of **ii)** see Proposition 13. \blacksquare

We now prove separately the two inequalities of Theorem 1.

Proof of the inequality $N_S(\alpha) \leq N(\alpha)$. From **iii)** of Lemma 1, every time optimal trajectory of $(\Sigma)_S$ connecting the north pole to any point of $\underline{\mathcal{NH}}$ is the projection by Π of a time optimal trajectory of (Σ) with the same time duration (in particular of the time optimal trajectory connecting the two fibers). Therefore, $N_S(\alpha) \leq N(\alpha)$. \square

Proof of the inequality $N(\alpha) \leq N_S(\alpha) + 4$. We refer to Fig.1. Consider a time optimal trajectory γ of (Σ) containing $N(\alpha)$ switchings. With no loss of generality, we may assume that $N(\alpha) > 2$. By Propositions 6 and 7, we deduce that γ is regular bang-bang and is of the type $B_s B_T \cdots B_T B_t$, with $s, t \geq 0$, $\pi \leq T \leq 2\pi$. Since every subarc of a time optimal trajectory is also time optimal, we may assume that $s = t = 0$. Let Id and x_1 be the initial and terminal points of γ and consider γ_S , a time optimal trajectory for $(\Sigma)_S$ connecting $\Pi(Id)$ and $\Pi(x_1)$. From **i)** of Lemma 1, γ_S is of the type $B_{s'} B_{v(s')} \cdots B_{v(s')} B_{t'}$ with $s' \leq \pi$, $t' < v(s')$ and m interior bangs. We thus have $m \leq N_S(\alpha) - 1$. We now build, from γ_S , a suboptimal trajectory connecting Id and x_1

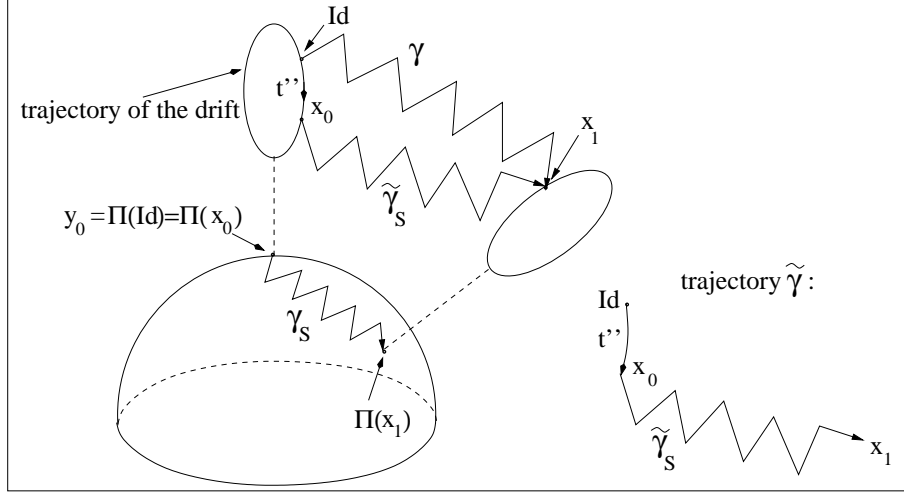


Figure 1: Proof of Theorem 1

as follows: we can lift γ_S to $SO(3)$ to an admissible trajectory $\tilde{\gamma}_S$ of (Σ) connecting x_0 and x_1 , with x_0 in the fiber of $\Pi(Id)$. It is also clear that γ_S and $\tilde{\gamma}_S$ have same time durations. By construction of the fiber of $\Pi(Id)$, we get that $x_0 = e^{t''f}$ with $t'' \leq 2\pi$. Finally, the curve $\tilde{\gamma}$ obtained as the concatenation of $e^{t''f}$ and $\tilde{\gamma}_S$ is an admissible trajectory of (Σ) connecting Id and x_1 . Its time duration is equal to

$$T(\tilde{\gamma}) = t'' + T(\tilde{\gamma}_S) = t'' + T(\gamma_S) = t'' + mv(s') + s' + t',$$

with $m \leq N_S(\alpha) - 1$. Since γ is time optimal, we have $T(\gamma) \leq T(\tilde{\gamma})$, which implies that

$$(N(\alpha) - 1)T \leq t'' + mv(s') + s' + t'.$$

Using all the estimates on T, s', t', t'' (i.e. $T \in [\pi, 2\pi)$, cf. Remark 4, $s' \leq \pi$, $t' \leq \max_{s' \in [0, \pi]} v(s')$, $t'' < 2\pi$), we deduce that

$$(N(\alpha) - 1)\pi < N_S(\alpha)V(\alpha) + 3\pi, \text{ where } V(\alpha) := \max_{s \in [0, \pi]} v(s),$$

from which we have

$$N(\alpha) - N_S(\alpha) < N_S(\alpha) \frac{V(\alpha) - \pi}{\pi} + 4. \quad (29)$$

Set $r(\alpha) := N_S(\alpha) \frac{V(\alpha) - \pi}{\pi}$. A simple computation shows that $r(\alpha) = N_S(\alpha) \frac{2}{\pi} \arcsin(\tan^2(\alpha))$. Using (28), it is easy to see that $r(\alpha) \in]0, 1[$ on $]0, \pi/4[$. Since $N(\alpha)$ and $N_S(\alpha)$ are integers, we get $N(\alpha) - N_S(\alpha) \leq 4$. \square

4 The Time Optimal Synthesis Downstairs

In this section, to compute $N_S(\alpha)$, we study the time optimal synthesis for the problem downstairs (26), starting from the point y_0 .

Definition 3 *A time optimal synthesis for the problem downstairs (26), starting from the point y_0 is a family of time optimal trajectories $\Gamma = \{\gamma_y : [0, b_y] \mapsto \mathbb{R}P^2, y \in \mathbb{R}P^2 : \gamma_y(0) = y_0, \gamma_y(b_y) = y\}$.*

For that purpose, we use the theory of optimal syntheses on 2-D manifolds developed by Sussmann, Bressan, Piccoli and the first author in [9, 10, 11, 14, 15, 23, 24, 32, 33] and recently rewritten in [12]. The core of

the Theory consist of an explicit algorithmic construction (by induction on the number of switchings) of the optimal synthesis.

Note that the previous theory uses a a more elaborated concept of synthesis, namely that of regular synthesis (see for instance [8, 12, 16, 25] and cf. Section 4.1.1). In the following, in order to compute $N_S(\alpha)$ we just need to follows the steps of the algorithmic construction mentioned above, without requiring the existence of a regular synthesis. In the sequel, by time optimal synthesis, we refer to one in the sense of Definition 3, whose existence is simply guaranteed by Proposition 1.

Consider a two dimensional smooth manifold M and the problem of computing the time optimal synthesis from a fixed point $y_0 \in M$ for the control system:

$$\dot{y} = F(y) + uG(y), \quad y \in M, \quad |u| \leq 1, \quad (30)$$

where F and G are C^∞ vector fields. We introduce three functions:

$$\Delta_A(y) := \text{Det}(F(y), G(y)) = F_1(y)G_2(y) - F_2(y)G_1(y), \quad (31)$$

$$\Delta_B(y) := \text{Det}(G(y), [F, G](y)) = G_1(y)[F, G]_2(y) - G_2(y)[F, G]_1(y), \quad (32)$$

$$f_S(y) := -\Delta_B(y)/\Delta_A(y). \quad (33)$$

The sets $\Delta_A^{-1}(0), \Delta_B^{-1}(0)$ of zeroes of Δ_A, Δ_B are respectively the set of points where F and G are parallel, and the set of points where G is parallel to $[F, G]$. These loci are fundamental in the construction of the optimal synthesis. In fact, assuming that they are smooth embedded one dimensional submanifold of M we have the following:

- in each connected region of $M \setminus (\Delta_A^{-1}(0) \cup \Delta_B^{-1}(0))$, every extremal trajectory is bang-bang with at most one switching. Moreover, if the trajectory is switching, then the the value of the control switches from -1 to $+1$ if $f_S > 0$ and from $+1$ to -1 if $f_S < 0$;
- the support of singular trajectories (that are trajectories for which the switching function identically vanishes, see Definition 4 below) is always contained in the set $\Delta_B^{-1}(0)$;
- a trajectory not switching on the set of zeroes of G is an abnormal extremal (i.e. a trajectory with vanishing Hamiltonian) if and only if it switches on the locus $\Delta_A^{-1}(0)$.

Then the synthesis is built recursively on the number of switchings of extremal trajectories, canceling at each step the non optimal trajectories (see [12], Chapter 1).

Remark 6 As we will see later (see Proposition 10), the condition that $\alpha < \pi/4$ guarantees that *there are no singular trajectories* for the problem downstairs.

4.1 Basic Definitions and Facts on Optimal Synthesis on 2-d Manifolds

Consider the minimum time problem for the control system (30). In this Section, we recall some key facts for the construction of time optimal synthesis following [12].

The first ingredient is, as usual, the PMP, that, on a two dimensional manifold, has exactly the same form as described in Section 2.3 but with the following change of notation: $x \in SO(3) \rightarrow y \in M, \lambda(t) \in T_{\gamma(t)}SO(3) \rightarrow \lambda(t) \in T_{\gamma(t)}M$. As for the problem upstairs, switchings are described by the switching function:

Definition 4 (Switching Function) *Let (γ, λ) be an extremal pair. The corresponding switching function is defined as $\phi(t) := \langle \lambda(t), G(\gamma(t)) \rangle$.*

Again, ϕ is at least continuously differentiable ($\dot{\phi}(t) = \langle \lambda(t), [F, G](\gamma(t)) \rangle$), cf. discussion in (19), and it determines the switching rule, according to Proposition 2 with the change of notation $\varphi_2 \rightarrow \phi$. Again, an extremal trajectory γ , defined on $[a, b]$, is called singular if $\phi \equiv 0$ in $[a, b]$. The following three Lemmas illustrate the role of the two functions defined in (31), (32). The proofs can be found in [9, 12, 24].

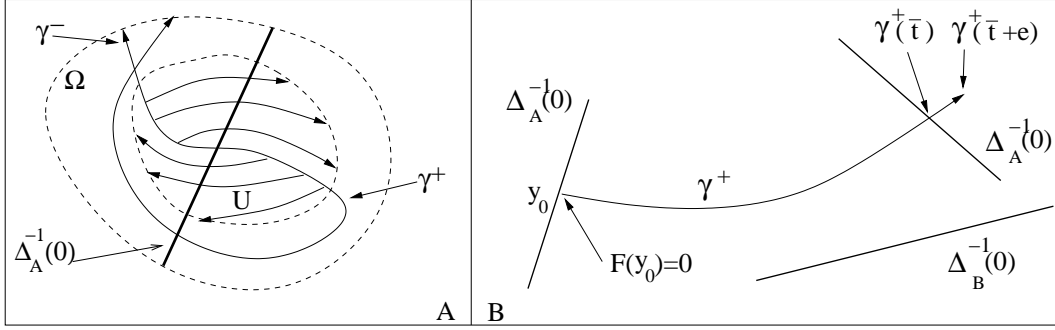


Figure 2: Lemma 5 and Lemma 6

Lemma 2 Let γ be an extremal trajectory that is singular in $[a, b] \subset \text{Dom}(\gamma)$. Then $\gamma|_{[a, b]}$ is associated to the so called singular control $\varphi(\gamma(t))$, where:

$$\varphi(y) = -\frac{\nabla \Delta_B(y) \cdot F(y)}{\nabla \Delta_B(y) \cdot G(y)}, \quad (34)$$

with Δ_A and Δ_B defined in Eqs. (31) and (32). Moreover, on $\text{Supp}(\gamma)$, $\varphi(y)$ is always well-defined and its absolute value is less than or equal to one. Finally $\text{Supp}(\gamma|_{[a, b]}) \subset \Delta_B^{-1}(0)$.

Lemma 3 Let γ be an extremal bang-bang trajectory for the control problem (30), $t_0 \in \text{Dom}(\gamma)$ be a time such that $\phi(t_0) = 0$ and $G(\gamma(t_0)) \neq 0$. Then, the following conditions are equivalent: **i**) γ is an abnormal extremal; **ii**) $\gamma(t_0) \in \Delta_A^{-1}(0)$; **iii**) $\gamma(t) \in \Delta_A^{-1}(0)$, for every time $t \in \text{Dom}(\gamma)$ such that $\phi(t) = 0$.

The following lemma describes what happens when Δ_A and Δ_B are different from zero.

Lemma 4 Let $\Omega \subset M$ be an open set such that $\Omega \cap (\Delta_A^{-1}(0) \cup \Delta_B^{-1}(0)) = \emptyset$. Then all connected components of $\text{Supp}(\gamma) \cap \Omega$, where γ is an extremal trajectory of (30), are bang-bang with at most one switching. Moreover, if $f_S > 0$ throughout Ω , then $\gamma|_{\Omega}$ is associated to a constant control equal to +1 or -1 or has a switching from -1 to +1. If $f_S < 0$ throughout Ω , then $\gamma|_{\Omega}$ is associated to a constant control equal to +1 or -1 or has a switching from +1 to -1.

Definition 5 Let $\gamma^+ : [0, \tau] \rightarrow M$ (resp. $\gamma^- : [0, \tau] \rightarrow M$) be the trajectory of (30) starting at y_0 and corresponding to the constant control $u \equiv 1$ (resp. $u \equiv -1$). For $t \in]0, \tau[$, let $\Gamma^+(t)$ (resp. $\Gamma^-(t)$) be the support of the curve $\gamma^+|_{[0, t]}$ (resp. $\gamma^-|_{[0, t]}$).

Under the assumption $F(y_0) = 0$ and $\Delta_B(y_0) \neq 0$, the next lemma (for a proof, see for instance [12, 26]), describes the shape of the optimal synthesis in a neighborhood of y_0 . That local behavior of the optimal synthesis remains actually the same as long as $\Gamma^+(t)$ and $\Gamma^-(t)$ do not intersect $\Delta_B^{-1}(0)$ and $\Delta_A^{-1}(0)$ (except of course at y_0).

Lemma 5 Consider the control system (30). Assume that $F(y_0) = 0$ and $\Delta_B(y_0) \neq 0$. Let Ω be an open neighborhood of y_0 such that, $\Omega \cap \Delta_B^{-1}(0) = \emptyset$ and $\Omega \cap \Delta_A^{-1}(0)$ is an embedded one-dimensional submanifold of Ω . Let $\gamma^+ : [0, \tau] \rightarrow M$ (resp. $\gamma^- : [0, \tau] \rightarrow M$) be the trajectory of (30) starting at y_0 and corresponding to the constant control $u \equiv 1$ (resp. $u \equiv -1$). Then, for every $t_+, t_- \in]0, \tau[$ such that: **(a)** $\Gamma^+(t_+), \Gamma^-(t_-) \subset \Omega$, **(b)** $\Gamma^+(t_+) \cap \Delta_A^{-1}(0) = \Gamma^-(t_-) \cap \Delta_A^{-1}(0) = \{y_0\}$, **(c)** $\Gamma^+(t_+) \cap \Gamma^-(t_-) = \{y_0\}$, we have the following. There exists an open neighborhood U of $\Gamma^+(t_+) \cup \Gamma^-(t_-)$ contained in Ω such that, for every $y \in U$, there exists a unique extremal trajectory of (30) of the type $B_s B_t$ contained in U , which is time optimal and steers y_0 to y . In particular, the system (30) is controllable in U and γ^+ (resp. γ^-) is time optimal up to t_+ (resp. t_-), see Fig. 2 A.

Finally, we need one more lemma, related to Lemma 3, and whose hypothesis are illustrated in Fig.2 B:

Lemma 6 Consider the control system (30). Assume that **i)** $F(y_0) = 0$, $\Delta_B(y_0) \neq 0$, **ii)** there exists $\bar{t}_+ > 0$ such that $\Gamma^+(\bar{t}_+) \cap \Delta_A^{-1}(0) = \{y_0, \gamma^+(\bar{t}_+)\}$, **iii)** there exists $\varepsilon > 0$ such that $\Gamma^+(\bar{t}_+ + \varepsilon) \cap \Delta_B^{-1}(0) = \emptyset$. Then γ^+ is extremal exactly up to time \bar{t}_+ . Moreover, any extremal trajectory γ defined on $[0, T]$ with $T > \bar{t}_+$ and coinciding with γ^+ on $[0, \bar{t}_+]$, switches at \bar{t}_+ to the constant control $u \equiv -1$ and thus γ is an abnormal extremal (cf. Lemma 3). A similar statement holds for γ^- .

Remark 7 Under the hypotheses of Lemma 6, one can prove that the abnormal extremal γ restricted to an interval $[0, \bar{T}]$, is a non-strict abnormal extremal if $\bar{T} < \bar{t}_+$, while it becomes a strict abnormal extremal if $\bar{T} \geq \bar{t}_+$ (cf. Section 2.3). In other words, γ becomes a strict abnormal extremal after the first switching. These fact are analyzed in details in [11] and [12] (see Chapter 4, and in particular Section 4.3, where strict abnormal extremals are called Non Trivial Abnormal Extremals).

4.1.1 Frame Curves and Frame Points

In this paragraph, we briefly recall, for sake of completeness, the main results of the theory developed in [23, 24] (see also [12]). That material is only used here and in Section 5, where some numerical simulations and conjectures are presented. In [23, 24] (see also [12]), it was proved that the control system (30), under generic conditions on F and G (with the additional assumption $F(y_0) = 0$) admits a time optimal regular synthesis in finite time T , starting from y_0 . By generic conditions, we mean conditions verified on an open and dense subset of the set of C^∞ vector fields endowed with the C^3 topology (see [12], formula 2.6 pp. 39). More precisely, let $\mathcal{R}(T)$ be the reachable set in time $T > 0$ given by:

$$\begin{aligned} \mathcal{R}(T) &:= \{y \in M : \exists b_y \in [0, T] \text{ and a trajectory} \\ &\quad \gamma_y : [0, b_y] \rightarrow M \text{ of (30) such that } \gamma_y(0) = y_0, \gamma_y(b_y) = y\}. \end{aligned}$$

Then a time optimal regular synthesis is defined by: **i)** a family of time optimal trajectories $\Gamma = \{\gamma_y : [0, b_y] \rightarrow M, y \in \mathcal{R}(T) : \gamma_y(0) = y_0, \gamma_y(b_y) = y\}$ such that if $\gamma_y \in \Gamma$ and $\bar{y} = \gamma_y(t)$ for some $t \in [0, b_y]$, then $\gamma_{\bar{y}} = \gamma_y|_{[0, t]}$; **ii)** a stratification of $\mathcal{R}(T)$ (roughly speaking a partition of $\mathcal{R}(T)$ in manifolds of different dimensions, see [12], Definition 27, p.56) such that the optimal trajectories of Γ can be obtained from a feedback $u(y)$ satisfying:

- on strata of dimension 2, $u(y) = \pm 1$,
- on strata of dimension 1, called frame curves (FC for short), $u(y) = \pm 1$ or $u(y) = \varphi(y)$, where $\varphi(y)$ is defined by (34).

The strata of dimension 0 are called frame points (FP). Every FP is an intersection of two FCs. In [24] (see also [12]), it is provided a complete classification of all types of FPs and FCs, under generic conditions. All the possible FCs are:

- FCs of kind Y (resp. X), corresponding to subsets of the trajectories γ^+ (resp. γ^-) defined as the trajectory exiting y_0 with constant control $+1$ (resp. constant control -1);
- FCs of kind C , called *switching curves*, i.e. curves made of switching points;
- FCs of kind S , i.e. singular trajectories;
- FCs of kind K , called overlaps and reached optimally by two trajectories coming from different directions;
- FCs which are arcs of optimal trajectories starting at FPs. These trajectories “transport” special information.

The FCs of kind Y, C, S, K are depicted in Fig. 3. There are eighteen topological equivalence classes of FPs. A detailed description can be found in [10, 12, 24].

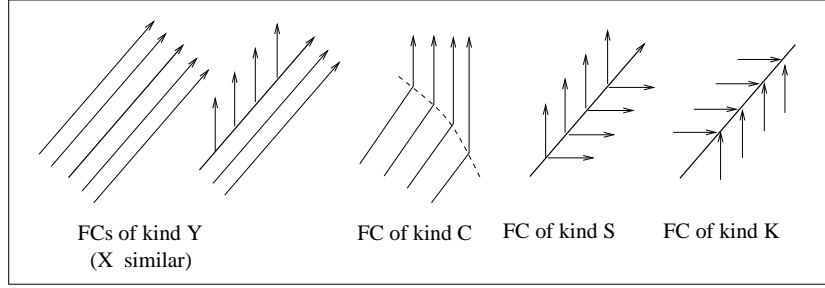


Figure 3:

Remark 8 The proof of the existence of a regular synthesis is made by means of a constructive algorithm (working recursively on the number of switchings), that builds explicitly the optimal trajectories (see [12], Section 2.5 p.56). We stress the fact that the existence of a regular synthesis cannot be guaranteed before the complete execution of the algorithm. Since for our system (26), we do not reach the end of that construction, we cannot conclude that such a regular synthesis exists. However, we conjecture that last fact (see also Section 5).

4.2 The Problem Downstairs

In this section, we apply the theory recalled in Section 4.1 to the control system (26) on S^2 in order to compute $N_S(\alpha)$, the maximum number of switchings for time optimal trajectories connecting the north pole to any point of \underline{NH} . First we need some notations.

Definition 6 *Set:*

$$X_S^+(y) = F_S(y) + G_S(y) = X^+y = X^+ \times y = \begin{pmatrix} 0 & -c_\alpha & 0 \\ c_\alpha & 0 & -s_\alpha \\ 0 & s_\alpha & 0 \end{pmatrix} \begin{pmatrix} y_1 \\ y_2 \\ y_3 \end{pmatrix} = \begin{pmatrix} -c_\alpha y_2 \\ c_\alpha y_1 - s_\alpha y_3 \\ s_\alpha y_2 \end{pmatrix},$$

$$X_S^-(y) = F_S(y) - G_S(y) = X^-y = X^- \times y = \begin{pmatrix} 0 & -c_\alpha & 0 \\ c_\alpha & 0 & s_\alpha \\ 0 & -s_\alpha & 0 \end{pmatrix} \begin{pmatrix} y_1 \\ y_2 \\ y_3 \end{pmatrix} = \begin{pmatrix} -c_\alpha y_2 \\ c_\alpha y_1 + s_\alpha y_3 \\ -s_\alpha y_2 \end{pmatrix}.$$

Let $\gamma : [t_1, t_2] \rightarrow S^2$ be a trajectory of (30). If γ corresponds to the constant control $+1$ (resp. -1) in $[t_1, t_2]$, we say that $\gamma|_{[t_1, t_2]}$ is a X^+ -trajectory (resp. X^- -trajectory). Moreover, we call γ^\pm the trajectories exiting the point x_0 with respectively, constant control $+1$ and -1 . Let t_{op}^\pm be the last times for which γ^\pm are optimal. We define $\gamma_{op}^\pm := \gamma^\pm|_{[0, t_{op}^\pm]}$. If $\gamma_1 : [a, b] \rightarrow S^2$ and $\gamma_2 : [b, c] \rightarrow S^2$ are trajectories of (26) such that $\gamma_1(b) = \gamma_2(b)$, then the concatenation $\gamma_2 * \gamma_1$ is the trajectory:

$$(\gamma_2 * \gamma_1)(t) := \begin{cases} \gamma_1(t) & \text{for } t \in [a, b], \\ \gamma_2(t) & \text{for } t \in [b, c]. \end{cases}$$

Notice that, in the notation $\gamma_2 * \gamma_1$, γ_1 comes first.

The first quantities to be computed are $\Delta_A^{-1}(0)$, $\Delta_B^{-1}(0)$ and the sign of f_S . Referring to Fig.5, we have for the system (26):

$$\begin{aligned} \Delta_A^{-1}(0) &= \{(y_1, y_2, y_3)^T \in S^2 : y_2 = 0\}, \\ \Delta_B^{-1}(0) &= \{(y_1, y_2, y_3)^T \in S^2 : y_3 = 0\}, \\ f_S(y) &> 0, \quad \forall y \in \{(y_1, y_2, y_3)^T \in S^2 : y_2 y_3 > 0\}, \\ f_S(y) &< 0, \quad \forall y \in \{(y_1, y_2, y_3)^T \in S^2 : y_2 y_3 < 0\}. \end{aligned}$$

(35)

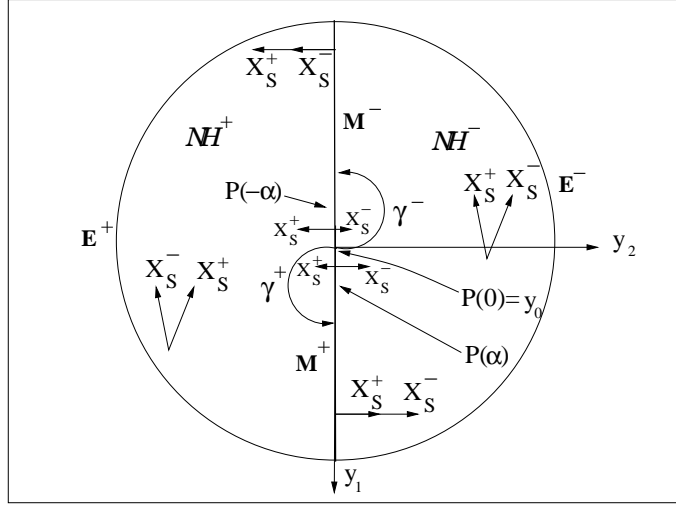


Figure 4:

The set $\Delta_B^{-1}(0)$ is called the *equator* and $\Delta_A^{-1}(0)$ the *meridian*. Moreover, let NH be the (open) top hemisphere, i.e. the set of points $(y_1, y_2, y_3)^T$ so that $y_3 > 0$ and (see Fig.4):

$$NH^+ := \{y \in NH : y_2 < 0\}, \quad M^+ = \{y \in NH : y_1 > 0, y_2 = 0\}, \quad E^+ = \{y \in S^2 : y_2 < 0, y_3 = 0\}.$$

Similarly

$$NH^- = \{y \in NH : y_2 > 0\}, \quad M^- = \{y \in NH : y_1 < 0, y_2 = 0\}, \quad E^- = \{y \in S^2 : y_2 > 0, y_3 = 0\}.$$

We also parametrize points y of the meridian by the oriented angle between $\overrightarrow{0y_0}$ and $\overrightarrow{0y}$. We use $P(\xi)$, $\xi \in [-\pi, \pi]$, to denote the point of the meridian defined by the angle ξ . Then $P(0) = y_0$ and $P(\alpha)$ (resp. $P(-\alpha)$) is the center of rotation in the north hemisphere of X_S^+ (resp. X_S^-). We also have that γ^+ (resp. γ^-), up to time π , is a half-circle with diameter $[y_0, P(2\alpha)]$ (resp. $[y_0, P(-2\alpha)]$), see Fig. 4.

From Lemma 4, it follows:

Proposition 9 *Let $\gamma : [0, T] \rightarrow S^2$, $\gamma(0) = y_0$ be an optimal trajectory for the control system (26). Then:*

- γ has at most a $X^+ * X^-$ switching in NH^- , that is, if $\text{Supp}(\gamma|_{[a,b]}) \subset NH^-$, then $\gamma|_{[a,b]}$ corresponds to one of the three following controls:
 - (-) $u = +1$ in $[a, b]$,
 - (-) $u = -1$ in $[a, b]$,
 - (-) there exists $c \in]a, b[$, such that $u = -1$ in $[a, c[$ and $u = +1$ in $]c, b]$;
- γ has at most an $X_S^- * X_S^+$ switching in NH^+ ;
- γ has at most an $X_S^- * X_S^+$ switching in the region $\{x \in S^2 : y_2 > 0, y_3 < 0\}$;
- γ has at most an $X_S^+ * X_S^-$ switching in the region $\{x \in S^2 : y_2 < 0, y_3 < 0\}$.

In Fig. 5, the integral curves of F_S, G_S, X_S^+, X_S^- and the loci $\Delta_A^{-1}(0), \Delta_B^{-1}(0)$ are depicted. Moreover, the allowed switchings are indicated.

Remark 9 Notice that, in NH^+ (resp. NH^-), X_S^+ points on the right (resp. on the left) of X_S^- , while, on the meridian, X_S^+ and X_S^- are parallel (see Fig.4). More precisely, X_S^+ and X_S^- point in the same direction on $\{P(\xi), \xi \in]\alpha, \pi - \alpha[\cup]-\pi + \alpha, -\alpha[\}$ and in opposite directions on $\{P(\xi), \xi \in]-\alpha, \alpha[\cup]\pi - \alpha, \pi[\cup]-\pi, -\pi + \alpha[\}$.

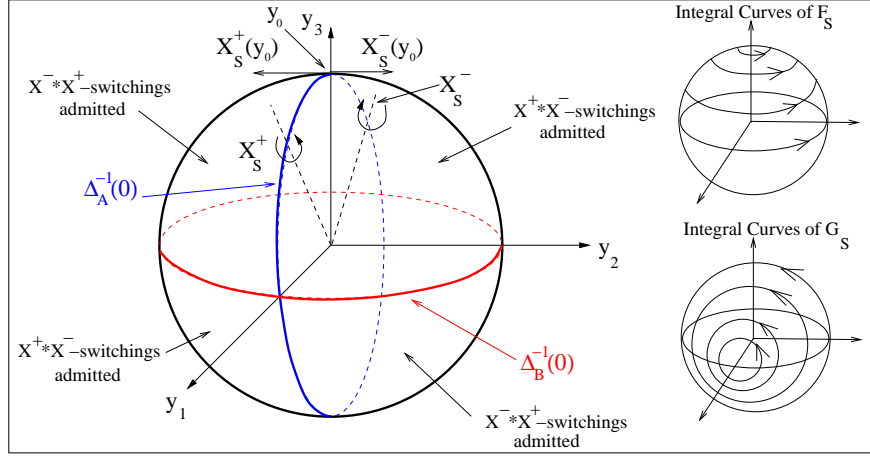


Figure 5:

4.2.1 Two properties of extremal trajectories

The following two propositions are essential in the construction of the optimal synthesis.

Proposition 10 *Every time optimal trajectory of (26), starting at the north pole, is regular bang-bang.*

Proof of Proposition 10 Since $\alpha < \frac{\pi}{4}$, by taking into account Lemmas 5 and 6, the curves γ^+ and γ^- defined in Definition 6, do not intersect the equator and are time optimal until the first time they meet the meridian, i.e. exactly up to time π . Moreover, since singular arcs are contained in the equator and, thanks to Lemma 6, any time optimal trajectory γ of (26), with at least one switching, is of the form $B_s B_t \dots$, with $s \in]0, \pi]$ and $t > 0$. Finally, since γ is the projection of a time optimal trajectory $\tilde{\gamma}$ of (1), then the latter is also of the type $B_s B_t \dots$. Therefore, by Proposition 7, $\tilde{\gamma}$ cannot contain any singular arc, and so γ . ■

Proposition 11 *Let $\gamma : [0, T] \rightarrow S^2$ be a time optimal trajectory for the control system (26) of the type $B_s B_{t_1} B_{t_2} \dots$. Then, all time durations of interior bang arcs are equal to $v(s)$, where:*

$$v(s) := \pi + 2 \arctan \left(\frac{s_s}{c_s + \cot^2(\alpha)} \right). \quad (36)$$

Proof of Proposition 11 Consider $\tilde{\gamma} : [0, T] \rightarrow SO(3)$, an optimal trajectory that projects on γ through the Hopf fibration Π . Thanks to Proposition 6 (see also Remark 4), we have $\tilde{\gamma} = B_s B_{t_1} B_{t_2} \dots$, where $t_1 \in [\pi, 2\pi[$. Moreover, since that curve projects on a time optimal trajectory for (26), we will establish a relation between s and t_1 . We start from the relations $\varphi_2(s) = \varphi_2(s + t_1) = 0$, which can be written

$$\langle \lambda(s), G_S(\gamma(s)) \rangle = \langle \lambda(s + t_1), G_S(\gamma(s + t_1)) \rangle = 0. \quad (37)$$

Recall that $\lambda(s) = \lambda(0)e^{-sX_\varepsilon}$, $\lambda(s + t_1) = \lambda(0)e^{-sX_\varepsilon}e^{-t_1X_{-\varepsilon}}$ and $\gamma(s) = e^{sX_\varepsilon}\gamma(0)$, $\gamma(s + t_1) = e^{t_1X_{-\varepsilon}}e^{sX_\varepsilon}\gamma(0)$. Since γ is nontrivial, then $\lambda(0)$ is a nonzero line vector of \mathbb{R}^3 . Moreover, $\gamma(0) = y_0 = (0, 0, 1)^T$. Eq. (37) can be written as:

$$\lambda(0)e^{-sX_\varepsilon}(g \times e^{sX_\varepsilon}\gamma(0)) = 0, \quad \lambda(0)e^{-sX_\varepsilon}e^{-t_1X_{-\varepsilon}}(g \times e^{t_1X_{-\varepsilon}}e^{sX_\varepsilon}\gamma(0)) = 0.$$

The previous equations can be transformed to:

$$\det(e^{sX_\varepsilon}\lambda(0)^T, g, e^{sX_\varepsilon}\gamma(0)) = 0, \quad \det(e^{t_1X_{-\varepsilon}}e^{sX_\varepsilon}\lambda(0)^T, g, e^{t_1X_{-\varepsilon}}e^{sX_\varepsilon}\gamma(0)) = 0,$$

and then to:

$$\det(e^{sX_\varepsilon}\lambda(0)^T, g, e^{sX_\varepsilon}\gamma(0)) = 0, \quad \det(e^{sX_\varepsilon}\lambda(0)^T, e^{-t_1X_{-\varepsilon}}g, e^{sX_\varepsilon}\gamma(0)) = 0.$$

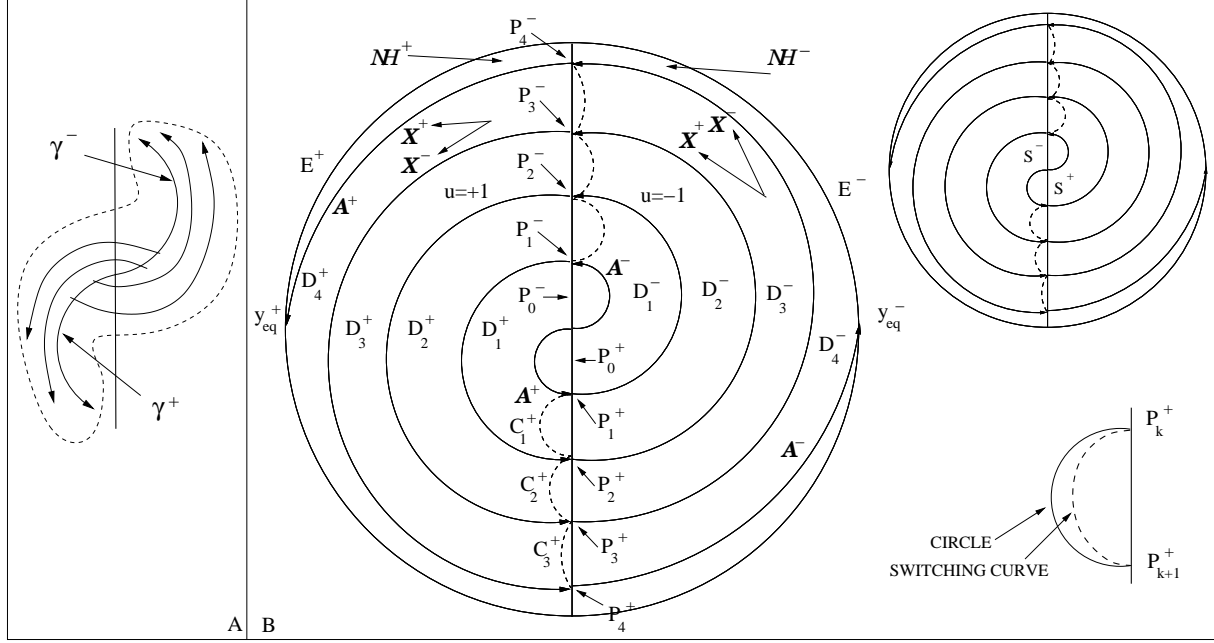


Figure 6:

Since $e^{sX_\varepsilon} \lambda(0)^T$ is not zero, we deduce that:

$$\det(g, e^{sX_\varepsilon} \gamma(0), e^{-t_1 X_{-\varepsilon}} g) = 0. \quad (38)$$

We end up with the relation:

$$-s_\alpha^2 \cos(s - t_1/2) = c_\alpha^2 \cos(t_1/2). \quad (39)$$

Taking into account that $\pi \leq t_1 < 2\pi$, we can simplify the previous equation to get (36). \blacksquare

4.3 Construction of the time optimal synthesis

In this section, we present, step by step, the construction of the TOS for (26). Since we will not complete that construction, we only provide here the steps for which the outcome is justified by a rigorous argument. For the other steps of the construction, we refer to the last section where we propose conjectures on their outcomes, which are supported by numerical simulation.

Step 1 By Lemmas 5 and 6, for every $\varepsilon > 0$, there exists an open neighborhood U of $\Gamma^+(\pi - \varepsilon) \cup \Gamma^-(\pi - \varepsilon)$ (recall Definition 5) where the time optimal synthesis is described in Fig. 6 A. Moreover, $t_{op}^+ = t_{op}^- = \pi$ (recall Definition 6);

Step 2 taking into account the analysis of Sections 4.1 and 4.2, the time optimal trajectories for the problem downstairs are described by the following:

Proposition 12 *Every time optimal trajectory for the system (26), starting from the north pole, is contained in the following two sets of extremals, which are parametrized by the length of the first bang arc, the one of the last bang arc and the number of arcs:*

$$\Xi^+(s, t) = \overbrace{e^{X_s^\varepsilon t} e^{X_s^{-\varepsilon} v(s)} \dots e^{X_s^- v(s)} e^{X_s^+ s}}^{m \text{ terms}} y_0, \quad (40)$$

$$\Xi^-(s, t) = \underbrace{e^{X_S^\varepsilon t} e^{X_S^{-\varepsilon'} v(s)} \dots e^{X_S^+ v(s)} e^{X_S^- s}}_{m' \text{ terms}} y_0, \quad (41)$$

where $s \in [0, \pi]$, $t \in [0, v(s)]$, the number of bang arcs (m and m' respectively) is an integer and

- (-) $\varepsilon = +1$ (resp. $\varepsilon = -1$), if m is odd (resp. even),
- (-) $\varepsilon' = +1$ (resp. $\varepsilon' = -1$), if m' is even (resp. odd).

Step 3 Let \mathcal{A}^+ and \mathcal{A}^- be the two extremal trajectories starting resp. with controls $u \equiv 1$ and $u \equiv -1$, and switching after time π , i.e. corresponding resp. to $\Xi^+(\pi, \cdot)$ and $\Xi^-(\pi, \cdot)$. These two curves are abnormal extremals and their respective first bang arcs coincide with γ_{op}^+ and γ_{op}^- . As explained in Remark 7, these two curves become strict abnormal extremals after time π .

To describe them, consider, for $\varepsilon = \pm$ and $0 \leq k \leq \tilde{k}$ (\tilde{k} defined below), the half-circles $L_k^\varepsilon \subset Clos(\mathcal{NH}^\varepsilon)$, whose centers lie on $\overrightarrow{0P(\varepsilon\alpha)}$ and passing through the points $P_k^{-\varepsilon}$ and P_{k+1}^ε , where

$$P_n^+ := P(2n\alpha), \quad P_n^- := P(-2n\alpha),$$

for the integers n so that $2n\alpha \leq \frac{\pi}{2} + 2\alpha$. Note that $\frac{\pi}{2} + 2\alpha < \pi$ for $\alpha < \frac{\pi}{4}$ and, in fact, the last P_n^ε belongs to the bottom-half hemisphere, i.e. $n \leq \tilde{k}$ where $\tilde{k} := 2 + \lfloor \frac{\pi}{4\alpha} \rfloor$. It is easy to see that \mathcal{A}^+ intersects the top half-meridian according to the following ordered sequence of points: $y_0, P_1^+, P_2^-, P_3^+, \dots$. Similarly, \mathcal{A}^- intersects the top half-meridian at $y_0, P_1^-, P_2^+, P_3^-, \dots$. Moreover, let y_{eq}^+ and y_{eq}^- be the antipodal points of the equator which are the respective first intersections of \mathcal{A}^+ and \mathcal{A}^- with the equator. Note that they are reached at the same time T_{eq} . Finally, consider the open subset of the top-hemisphere bounded below by the equator and obtained by removing the supports of \mathcal{A}^+ and \mathcal{A}^- up to time T_{eq} , i.e. all the L_k^ε . That set is the disconnected union of the two ‘‘snake-shaped’’ simply connected regions S^+ and S^- (defined so that each S^ε contains the center of rotation of X_S^ε). Clearly S^+ and S^- are made of open segments of the meridian and open simply connected regions $D_k^\varepsilon \subset \mathcal{NH}^\varepsilon$ defined as follows. For $k = 0$, D_0^ε is delimited by $Supp(\gamma_{op}^\varepsilon)$ and the segment $[P_0, P_1^\varepsilon]$ and, for $k \geq 1$, D_k^ε is delimited by L_{k-1}^ε on the top, L_k^ε on the bottoms and by the segments $[P_{k-1}^{-\varepsilon}, P_k^{-\varepsilon}]$ and $[P_k^\varepsilon, P_{k+1}^\varepsilon]$ on the sides, see Fig. 6 B.

In the sequel, if A, B are two subsets of points of S^ε , we say that A is *above* B (or equivalently B is *below* A) if $A \subset D_k^{\varepsilon'}$ and $B \subset D_{k'}^{\varepsilon''}$ with $k < k'$, for some $\varepsilon', \varepsilon''$.

Step 4 The switching curves (SC for short), associated to the set of extremals given in (40) and (41), are defined as follows: they can be divided in two families, (C_k^+) and (C_k^-) . If $\varepsilon = \pm$, $1 \leq k \leq N_0 - 1$ and $s \in [0, \pi]$, then

$$C_1^\varepsilon(s) = e^{X_S^\varepsilon v(s)} e^{X_S^{-\varepsilon} s} y_0, \quad C_{k+1}^\varepsilon(s) = e^{X_S^\varepsilon v(s)} C_k^{-\varepsilon}(s).$$

The boundary points of C_k^ε are $C_k^\varepsilon(0) = P_k^\varepsilon$ and $C_k^\varepsilon(\pi) = P_{k+1}^\varepsilon$. By using Proposition 9 and since $v(s) \geq \pi$, $s \in [0, \pi]$, the support of C_k^ε is contained in the subset of $Clos(\mathcal{NH}^\varepsilon)$, delimited by the half-circle centered on $\overrightarrow{0P(\alpha(2k+1))}$ and passing through the points $P_k^\varepsilon, P_{k+1}^\varepsilon$, and the segment of the meridian $[P_k^\varepsilon, P_{k+1}^\varepsilon]$, see Fig 6 B. In particular, a (SC) with boundary points in the top-hemisphere is entirely contained in the top-hemisphere and the intersection of its support with the top-meridian reduces to its boundary points (see Lemma 3).

We next describe the shape of the first (SC) intersecting the equator. By symmetry, we may assume $\varepsilon = +$. We claim that its intersection with the equator reduces to the point $P(\frac{\pi}{2}) = (1, 0, 0)^T$. Indeed, by the switching rules established in Proposition 9, the (SC) intersecting the equator is contained in $\{y \in S^2 : y_2 \leq 0, y_3 \geq 0\} \cup \{y \in S^2 : y_2 \geq 0, y_3 \leq 0\}$. Taking into account the regularity of the (SC) and the values of its boundary points, the claim is proved, see Fig. 7 A.

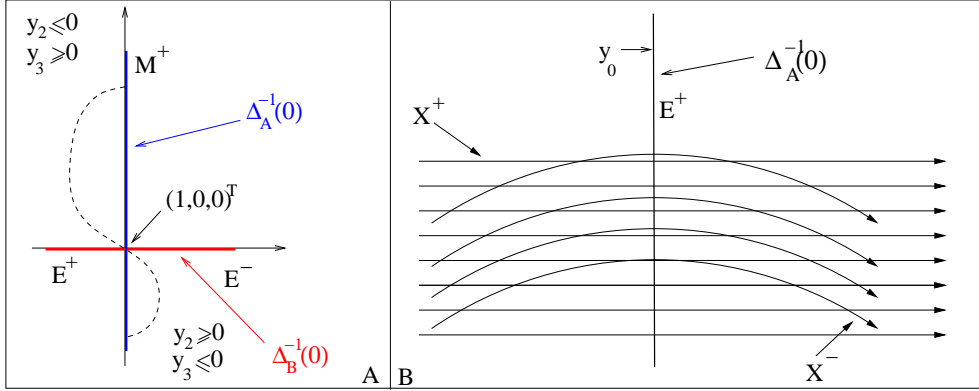


Figure 7:

4.4 Computation of $N_S(\alpha)$

In the previous section, we provided detailed informations about extremal trajectories and switching curves but we did not show that every extremal of (40) and (41) is in fact time optimal. Anyway, a rigorous derivation of $N_S(\alpha)$ is possible with the available knowledge of time optimal trajectories combined with the subsequent lemmas.

Lemma 7 *Every time optimal trajectory γ starting at y_0 intersects the equator at most once.*

Proof of Lemma 7 we argue by contradiction. There would exist two distinct points of the equator q_i, q_f so that $\gamma(t_i) = q_i, \gamma(t_f) = q_f$ and $\gamma|_{(t_i, t_f)}$ is entirely contained in the (closed) bottom hemisphere. Let γ_{sing} be the integral curve of F_S (contained in the equator) connecting q_i to q_f . Consider now the region of the bottom hemisphere bounded by γ_{sing} and $\gamma|_{(t_i, t_f)}$. Taking into account, first, the relative positions of X_S^+, X_S^-, F_S and G_S along the equator and, second, the sign of f_S in the bottom hemisphere, one can check that $T(\gamma_{sing}) \leq T(\gamma|_{(t_i, t_f)})$. The argument is similar to that of [32] (see also [12]) and is based on the use of Stokes theorem. Since time optimal trajectories starting at y_0 do not contain a singular arc, it follows that γ cannot be time optimal. We reached a contradiction. ■

Lemma 8 *Every time optimal trajectory γ , starting at y_0 and remaining in \underline{NH} , is the projection of a time optimal trajectory of (Σ) starting at Id .*

Proof of Lemma 8 From the definition of the Hopf fibration, every trajectory γ of $(\Sigma)_S$, starting at y_0 , associated to an admissible control u and staying in \underline{NH} , is the projection of the trajectory $\bar{\gamma}$ of (Σ) starting at Id with the same control u . In particular, γ and $\bar{\gamma}$ have same time duration. It is clear that, if γ is time optimal, then $\bar{\gamma}$ is also time optimal. ■

Lemma 9 *Recall that $S^\varepsilon \subset \underline{NH}$. With the notations above, pick any point y in the region S^ε and let γ_y be a time optimal trajectory connecting the north pole y_0 to y . If $s \in]0, \pi[$ is the time duration of the first bang arc and $T(y)$ the total time duration of γ_y , then $\gamma_y|_{(s, T(y))}$ is entirely contained in S^ε .*

Proof of Lemma 9 By the switching rules of Proposition 9, along every time optimal trajectory contained in $\underline{NH}^\varepsilon$, the control must switch from ε to $-\varepsilon$, when arriving at a switching curve C_k^ε . In addition, the time optimal trajectory switches from being an arc of circle (integral curve of X_S^ε) to another arc of circle of bigger radius (integral curve of $X_S^{-\varepsilon}$). After rectification of the flow of X_S^ε , (i.e. the one entering the (SC) C_k^ε), then, by taking into account Remark 9, one gets the situation depicted in Fig. 7 B.

By contradiction, we assume that there exists a time optimal trajectory γ with time duration T and first bang arc time duration $s < T$ such that γ connects y_0 to $y \in S^\varepsilon$ and $\gamma|_{(s, T)}$ exits from S^ε . Let t' be the smallest

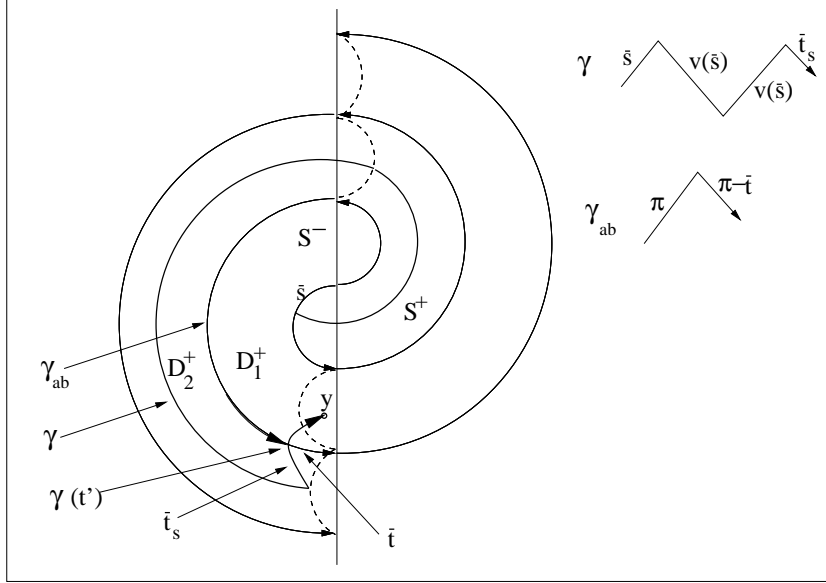


Figure 8: Proof of Lemma 9. Here to fix the ideas we set $\varepsilon = -$, $\varepsilon' = +$, $k = 1$

time (in $[0, T]$) so that $\gamma|_{(t', T]}$ is entirely contained in S^ε . Then $\gamma(t')$ belongs to $Supp(\mathcal{A}_{[0, T_{eq}]}^+) \cup Supp(\mathcal{A}_{[0, T_{eq}]}^-)$ (see step 3 of Section 4.3 for the definition of T_{eq}). If $\gamma(t')$ is on the (top)-meridian, then it has to switch so that the interior bang time duration is constant, equal to π . Therefore $\gamma|_{(t', T]}$ will never re-enter S^+ . We thus deduce that $\gamma(t')$ is not on the meridian and, with no loss of generality, we will assume that $\gamma(t')$ belongs to the (1-dim.) interior of some L_k^+ , $k \geq 1$. Now we make the following two claims:

Claim 1 *With the notations above, there exist $t'' < t' < t'''$ such that*

$$\gamma|_{(t', t'']} \subset D_k^{\varepsilon'} \subset S^\varepsilon \text{ and } \gamma|_{(t'', t''']} \subset D_{k+1}^{\varepsilon'} \subset S^{-\varepsilon}, \text{ for some } \varepsilon' \in \{+, -\},$$

i.e. γ passes (backward in time) from S^ε to $S^{-\varepsilon}$ at time t' by going “down”.

Proof of Claim 1: it is clear that there exists a neighborhood U of t' so that $\gamma|_U$ is an integral curve of $X_S^{-\varepsilon}$. Thanks to Remark 9 and to the argument above, $\gamma|_U$ intersects $Int(L_k^+)$ transversally (see figure 8) in such a way that γ , run backward in time, goes from D_k^+ to D_{k+1}^+ . Claim 1 is proved. \square

Now, by definition of t' , $\gamma(t') \in \mathcal{A}^\varepsilon|_{[0, T_{eq}]}$. Let γ_{ab} be the restriction of \mathcal{A}^ε between y_0 and $\gamma(t')$. Consider $\tilde{\gamma}$, the concatenation of γ_{ab} and $\gamma|_{(t', T]}$. The conclusion of Lemma 9 will follow if one can show that the time duration T' of $\tilde{\gamma}$ is less than T , the time duration of γ . This, in turn, amounts to show that T' , the time duration of γ_{ab} is less than t' , the time duration of $\gamma|_{[0, t']}$. This is the object of the next Claim.

Claim 2 *With the notations above, we have $T' < t'$.*

Proof of Claim 2: The trajectory γ , run backward in time from t' , is an $X_S^{-\varepsilon'}$ -integral curve until it hits a (SC) in some $D_L^\varepsilon \in \mathcal{NH}^{\varepsilon'}$, for some integer $L \geq k + 1$, at a point $C_L^{\varepsilon'}(\bar{s})$, $\bar{s} \in]0, \pi[$. One can easily conclude that the only possibility is $L = k + 1$. By Claim 1, a time optimal trajectory can pass (backward in time) from S^ε to $S^{-\varepsilon}$ only by going down, i.e. by passing from some $D_k^{\varepsilon'}$ to $D_{k+1}^{\varepsilon'}$. Therefore, by an elementary counting argument, one gets

$$t' = \bar{s} + t_{\bar{s}} + (k + 1)v(\bar{s}),$$

where $t_{\bar{s}}$ is the time needed to go from $\gamma(t')$ to $C_{k+1}^+(\bar{s})$. On the other hand,

$$T' = (K + 1)\pi - \tilde{t},$$

where $\tilde{t} \in]0, \pi[$ is the time needed to \mathcal{A}^ε to go from $\gamma(t')$ to P_{k+1}^+ . Since $v(\bar{s}) > \pi$, then $T' < t'$. The proof of Lemma 9 is finished. \blacksquare

Remark 10 Coupled with the proof of Claim 2, a simple continuity argument implies that \mathcal{A}^+ and \mathcal{A}^- are time optimal trajectories in the top hemisphere.

Gathering all the information on time optimal trajectories, we are now able to compute $N_S(\alpha)$.

Proposition 13 For $\alpha \in]0, \pi/4[$, we have

$$N_S(\alpha) := 2 \left\lceil \frac{\pi}{8\alpha} \right\rceil - \left[2 \left\lceil \frac{\pi}{8\alpha} \right\rceil - \frac{\pi}{4\alpha} \right]. \quad (42)$$

Proof of Proposition 13 Let $y \in S^+$ and γ , a time-optimal trajectory connecting y_0 to y . The point y belongs to some D_k^+ , $k \leq N_0$ and, by Lemma 9, γ remains in S^+ . Since the function v takes values in $[\pi, \pi + \pi/2]$, it is easy to see, from Eqs. (40) and (41) and Remark 10 that γ , run backward in time, will go through the ordered sequence of regions D_k^+ , D_{k-1}^- , D_{k-2}^+ , etc, until hitting one of the two curves γ_{op}^+ or γ_{op}^- . Moreover, in each of the region D_i^ε , γ will switch *exactly* once, thanks to Proposition 9. Therefore, the number of times, where an optimal trajectory γ starting at y_0 switches, is exactly equal to the number of times γ crosses the subset of the meridian contained in NH . The same conclusion holds for points belonging to S^- , \mathcal{A}^+ and \mathcal{A}^- . By a systematic examination of all the possibles cases, we end up with (42). Note that $N_S(\alpha)$ is the number of switchings for a time optimal trajectory ending on the equator. \blacksquare

4.5 Geometric Remarks

4.5.1 Relations with the Linear Pendulum

In a fixed neighborhood of the north pole, the control system on the sphere (26) behaves, when $\alpha > 0$ is small enough, as a controlled linear pendulum. More precisely, let us consider the stereographic projection of the sphere from the south pole $(0, 0, -1)$ on V , the tangent plane to the sphere at the north pole. If y_1, y_2, y_3 are the coordinates of the three dimensional Euclidean space where the sphere is embedded, a system of coordinates on V is (y_1, y_2) , see Fig. 9. Let x_0^+ and x_0^- be the projections of the equilibrium points of X_S^+ and X_S^- in NH . An alternative way of parametrizing this problem (instead of fixing the radius of the sphere and varying the axes of rotations) consists of fixing the points $x_0^+ = (1, 0)^T$, $x_0^- = (-1, 0)^T$ and varying the radius r of the sphere. The relation between α and r is $\tan(\alpha) = 1/r$. The range $\alpha \in]0, \pi/4[$ becomes $r \in]1, \infty[$ and $\alpha \rightarrow 0$ corresponds to $r \rightarrow \infty$. In V , fix a ball $B(0, r_0)$ of radius $r_0 > 0$ centered in the origin, and consider the stereographic projection of the integral curves of X_0^+ and X_0^- . For $r \rightarrow \infty$, they become circles centered at the points x_0^\pm . Then, one easily sees that, in $B(0, r_0)$, the limit system (and the associated synthesis) corresponds to a controlled linear pendulum (with the associated synthesis) of equation: $\dot{y}_1 = -y_2$, $\dot{y}_2 = y_1 - u$, $|u| \leq 1$. Notice that $\lim_{\alpha \rightarrow \infty} v(s) = \pi$, that is exactly the time duration of interior bang arcs for the linear pendulum.

4.5.2 The time optimal problem on $SU(2)$

The optimal control problem on NH is the projection (by a Hopf fibration) of an optimal control problem on $SO(3)$. Similarly, the corresponding problem on the whole sphere S^2 is the projection (by an appropriate Hopf fibration) of an optimal control problem on $SU(2)$. Indeed, $SU(2)$ is the universal (double) covering of $SO(3)$ and they have the same Lie algebra $so(3)$. The existence of that double covering justifies, by a factor two, the difference between our bound and the bound (2), on the maximal number of switchings for the control problem on $SO(3)$. Indeed, the index theory developed by Agrachev and Gamkrelidze in [3, 5] provides a bound on the number of switchings by proving that a certain extremal is not optimal because it loses *local optimality* working at the Lie algebraic level. This is why the upper bound in (2) corresponds (essentially) to a control problem on $SU(2)$, and thus, after projection, on a control problem on the whole sphere S^2 , and not just on NH . The other factor two, of the difference between our bound and the bound given in (2), comes from the fact that in [3] the index of the second variation was estimated up to an additive factor 1 (see [3], p.275).

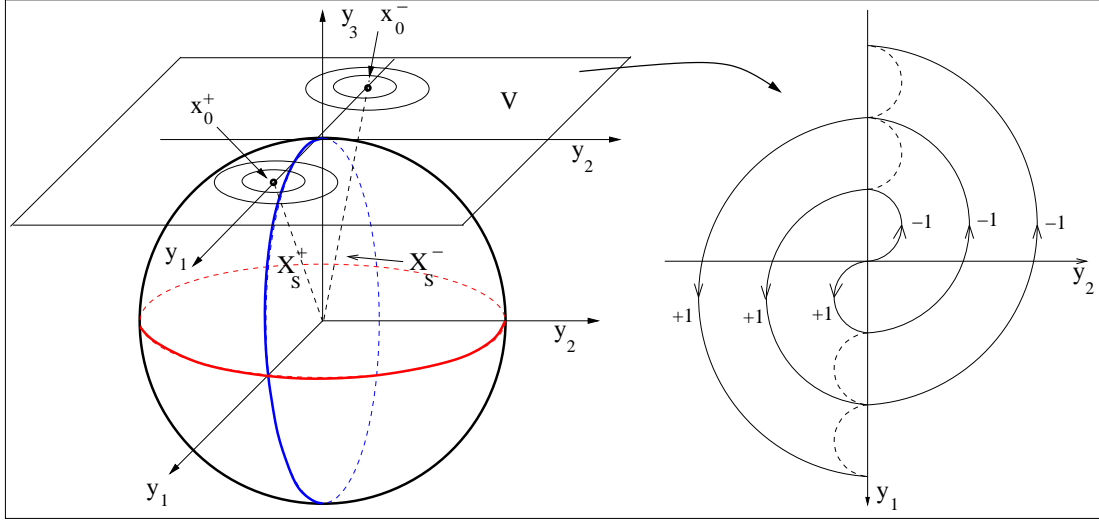


Figure 9: Stereographic projection and synthesis of the linear pendulum

5 Conclusion and Open Problems

In the previous Section, we derived a set of properties of the optimal synthesis that were sufficient to compute the maximum number of switchings of a time optimal trajectory joining y_0 to any point of the north hemisphere. This enabled us to provide a precise estimate for $N(\alpha)$, $\alpha \in]0, \pi/4[$. However, the following questions remain unsolved:

Question 1 are all the extremal trajectories (40) and (41) optimal in the north hemisphere?

The answer to this question depends on the answer to the next question:

Question 1' in the north hemisphere, are the switching curves $C_k^\varepsilon(s)$, $s \in]0, \pi[$, locally optimal? (The points $s = 0, s = \pi$ are not included since we already know that the two abnormal extremal \mathcal{A}^\pm are optimal in \underline{NH} .)

Roughly speaking we say that a switching curve is locally optimal if it never “reflects” the trajectories. More precisely, we have the following definition (clarified by Fig.10).

Definition 7 Consider a smooth switching curve C between two smooth vector field Y_1 and Y_2 on a smooth two dimensional manifold. Let $C(s)$ be a smooth parametrization of C . We say that C is locally optimal if, for every $s \in \text{Dom}(C)$, we have

$$\dot{C}(s) \neq \alpha_1 Y_1(C(s)) + \alpha_2 Y_2(C(s)), \text{ for every } \alpha_1, \alpha_2 \text{ s.t. } \alpha_1 \alpha_2 \geq 0. \quad (43)$$

The points of a switching curve on which relation (43) is not satisfied are usually called “conjugate points”.

Remark 11 Notice that, if all the switching curves are locally optimal in the north hemisphere, it follows that the set of extremals (40) and (41) (restricted to \underline{NH}) is an optimal synthesis for the problem (26) on $\mathbb{R}P^2$. In this case, on $\mathbb{R}P^2$, the extremals (40) and (41) lose global optimality before losing local optimality.

Question 2 If the answer to Question 1' is yes, what about the same question for the optimal control problem on S^2 ? More precisely, one would like to understand how the extremal trajectories (40) and (41) are going to lose optimality in a neighborhood of the south pole (i.e. if the loss of optimality is local or just global).

Question 3 What is the shape of the optimal synthesis in a neighborhood of the south pole?

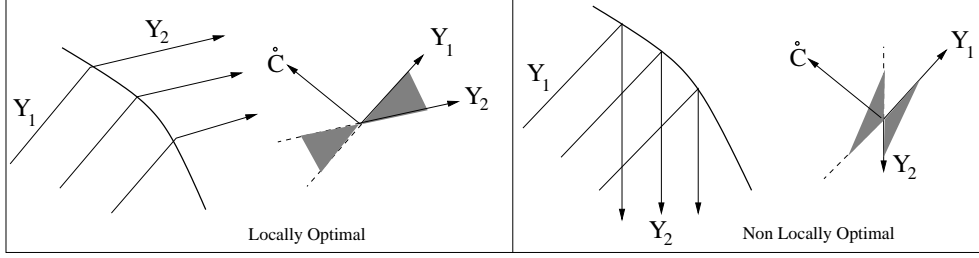


Figure 10: Definition 7

In this section, we present the results of some numerical simulations which provide some hints regarding the above questions. More precisely:

- There is strong numerical evidence for a positive answer to **Question 1'**. This means that the switching curves in the north hemisphere never reflect trajectories. In other words, situations like those considered in the proof of Lemma 9, (cf. Fig.8) are not possible.
- As concerns **Question 2**, we conjecture the following:

C1 The curves $C_k^\varepsilon(s)$, $s \in]0, \pi[$ are locally optimal if and only if $X_S^+(C_k^\varepsilon(0)) = \alpha_1 X_S^-(C_k^\varepsilon(0))$ and $X_S^+(C_k^\varepsilon(\pi)) = \alpha_2 X_S^-(C_k^\varepsilon(\pi))$ with $\alpha_1, \alpha_2 \geq 0$ but not both vanishing.

This condition is verified if and only if: $k \leq \left\lfloor \frac{\pi - \alpha}{2\alpha} \right\rfloor - 1$, which simply follows from Remark 9.

Set $N_A := \left\lfloor \frac{\pi}{2\alpha} \right\rfloor$. Analyzing the evolution of the minimum time wave front in a neighborhood of the south-pole, it is reasonable to conjecture that:

C2 For $T \leq (N_A - 1)\pi$, the synthesis built above is optimal. Every $x \in S^2$ is reached in time $T \leq (N_A + 1)\pi$. Every optimal trajectory has at most N_A switchings and there exists an optimal trajectory having $N_A - 1$ switchings.

In the top of Fig. 11, the optimal synthesis is plotted.

- Regarding **Question 3**, numerical simulations suggest that the shape of the optimal synthesis for time $T > (N_A - 1)\pi$, depends on the remainder:

$$r := \pi - 2\alpha N_A = \pi - 2\alpha \left\lfloor \frac{\pi}{2\alpha} \right\rfloor.$$

Notice that r belongs to the interval $[0, 2\alpha[$. More precisely, we conjecture the following:

C3 For $\alpha \in]0, \pi/4[$, there exist two positive numbers α_1 and α_2 such that $0 < \alpha_1 < \alpha < \alpha_2 < 2\alpha$ and:

CASE A: $r \in]\alpha_2, 2\alpha[$. The switching curve starting at $P_{N_A}^+$ glues to an overlap curve that passes through the origin (see the bottom of Fig. 11, Case A).

CASE B: $r \in [\alpha_1, \alpha_2]$. An overlap curve starts exactly at $P_{N_A}^+$ and passes through the origin.

CASE C: $r \in]0, \alpha_1[$. The situation is more complicated and it is depicted in the bottom of Fig. 11, Case C.

For $r = 0$, the situation is the same as in CASE A, but for the switching curve starting at $P_{N_A-1}^+$.

AKNOWLEDGMENTS

The authors are grateful to Andrei Agrachev, for suggesting the problem and for many geometric hints. The authors would like also to thank Benedetto Piccoli, Gregorio Falqui, Mario Sigalotti and Paolo Mason for helpful discussions.

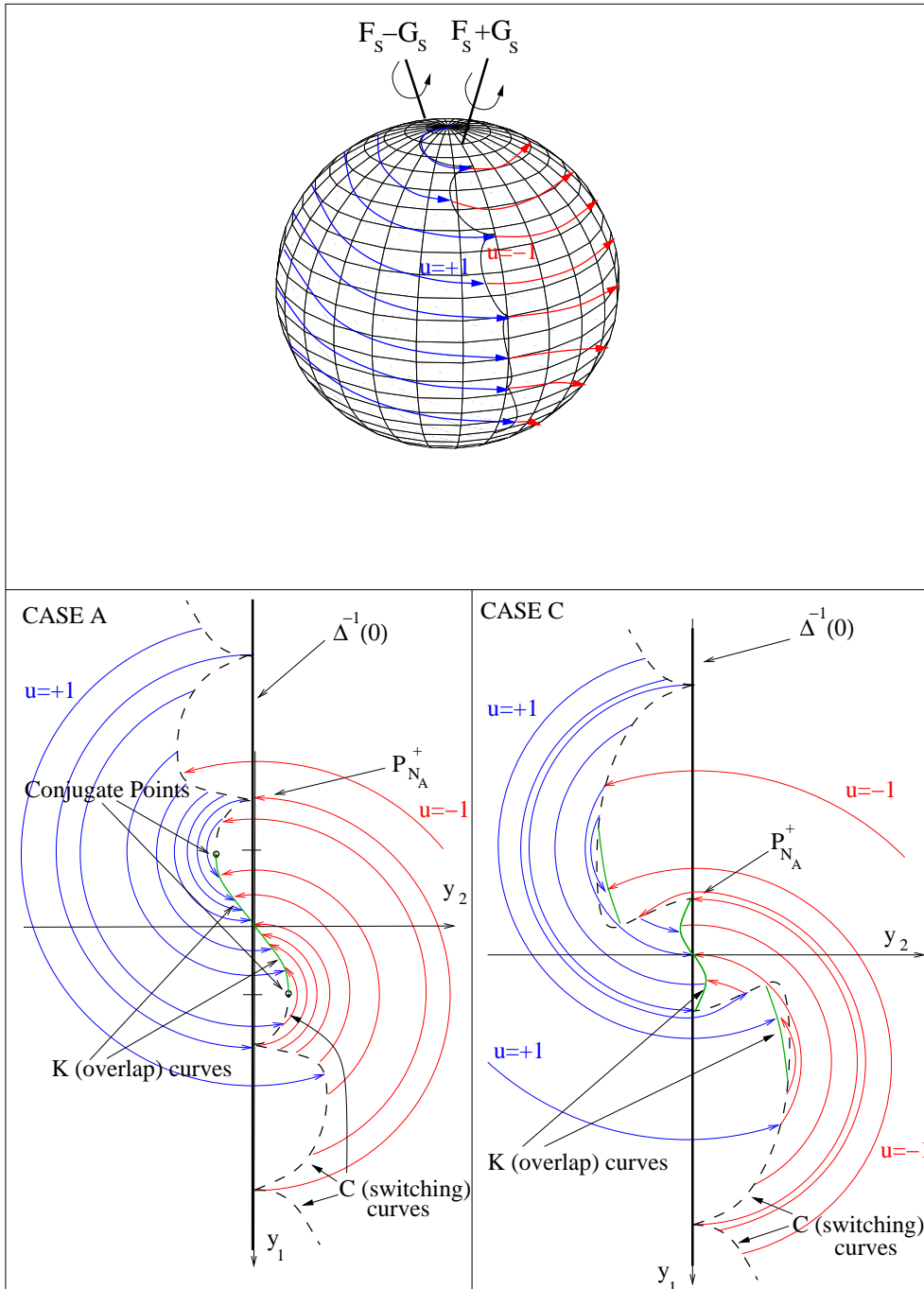


Figure 11: The Time Optimal Synthesis on the Sphere (top) and Optimal Synthesis in a neighborhood of the south pole, Case A and Case C (bottom)

References

- [1] R. Abraham J. E. Marsden, *Foundations of mechanics*, London : Benjamin/Cummings , 1978.
- [2] A.A. Agrachev, “Methods of control theory in nonholonomic geometry,” *Proceedings of the International Congress of Mathematicians*, Vol. 1, 2 (Zurich, 1994) 1473–1483, Birkhauser, Basel, 1995.
- [3] A.A. Agrachev and R.V. Gamkrelidze, “Symplectic Geometry for Optimal Control”, in “Non-Linear Controllability and Optimal Control”, *Monogr. Textbooks Pure Appl. Math.*, 133, Dekker, New York, pp. 263-277, (1990).
- [4] A.A. Agrachev, Y.L. Sachkov, “Control theory from the geometric viewpoint”. *Encyclopaedia of Mathematical Sciences*, 87. *Control Theory and Optimization*, II. Springer-Verlag, Berlin, 2004.
- [5] A.A. Agrachev and R.V. Gamkrelidze, ”Symplectic methods for optimization and control”, in “Geometry of feedback and optimal control”, *Monogr. Textbooks Pure Appl. Math.*, 207, Dekker, New York, pp. 19–77, (1998).
- [6] Agrachev A.A., Sigalotti M., “On the Local Structure of Optimal Trajectories in \mathbb{R}^3 ”, *SIAM*, (2004).
- [7] A.A. Agrachev, G. Stefani, P. Zezza, “Strong optimality of a bang-bang trajectory.” *SIAM J. on Control and Optimization*, Vol. 41 (2002), no. 4, 991–1014.
- [8] Boltyanskii V., “Sufficient Condition for Optimality and the Justification of the Dynamic Programming Principle”, *SIAM J. Control and Optimization*, Vol.4, (1966), pp. 326-361.
- [9] Boscain U. and Piccoli B., “Extremal syntheses for generic planar systems”, *Journal of Dynamical and Control Systems*, Vol.7 (2001) N.2, pp. 209–258.
- [10] Boscain U. and Piccoli B., “Morse Properties for the Minimum Time Function on 2-D Manifolds” *J. Dynam. Control Systems* 7 (2001), no. 3, 385–423.
- [11] Boscain U. and Piccoli B., “On Automaton Recognizability of Abnormal Extremals”, *SIAM J. Control and Optimization*, Vol. 40, No. 5, pp. 1333 - 1357 (2002).
- [12] Boscain U. and Piccoli B., “Optimal Syntheses for Control Systems on 2-D Manifolds”, *Springer SMAI, VOL.43*, (2004).
- [13] Boscain U. and Chitour Y., “On the minimum time problem for driftless left-invariant control systems on $SO(3)$,” *Commun. Pure Appl. Anal.* 1 (2002), no. 3, 285–312.
- [14] Bressan A. and Piccoli B., “Structural Stability for Time–Optimal Planar Syntheses”, *Dynamics of Continuous, Discrete and Impulsive Systems*, Vol.3 (1997), pp. 335-371.
- [15] Bressan A. and Piccoli B., “A Generic Classification of Time Optimal Planar Stabilizing Feedbacks”, *SIAM J. Control and Optimization*, Vol.36 No.1 (January 1998), pp. 12-32.
- [16] Brunovský, P., “On the structure of optimal feedback systems. *Proceedings of the International Congress of Mathematicians (Helsinki, 1978)*, pp. 841–846, Acad. Sci. Fennica, Helsinki, 1980.
- [17] Dubins L.E. “On curves of minimal length with a constraint on average curvature and with prescribed initial and terminal positions and tangents”, *Amer. J. Math*, V.79 (1957), pp.497-516.
- [18] Jurdjevic V., “*Geometric Control Theory*,” *Cambridge Studies in Adv. Math.*, Cam. Univ. Press, 1997.
- [19] Krener, A. J. and Schattler, H., “The structure of small-time reachable sets in low dimensions,” *SIAM J. Control Optim.* 27 (1989), no. 1, 120–147.
- [20] Kupka, I., ”Ubiquity of the Fuller phenomenon,” in “Non-Linear Controllability and Optimal Control”, *Monogr. Textbooks Pure Appl. Math.*, 133, Dekker, New York, (1990).

- [21] Lee, E. B. and Markus, L., “Foundations of optimal control theory,” John Wiley and Sons, Inc., New York-London-Sydney 1967.
- [22] Marigo A. and Piccoli B., “Regular syntheses and solutions to discontinuous ODEs” *ESAIM: Control, Optimization and Calculus of Variations* Vol. 7 (2002) pp. 291-308
- [23] Piccoli B., “Regular Time–Optimal Syntheses for Smooth Planar Systems,” *Rend. Sem Mat. Univ. Padova*, Vol.95 (1996), pp. 59-79.
- [24] Piccoli B., “Classifications of Generic Singularities for the Planar Time-Optimal Synthesis”, *SIAM J. Control and Optimization*, Vol.34 No.6 (1996), pp. 1914-1946.
- [25] Piccoli B. and Sussmann H.J. , “Regular Synthesis and Sufficiency Conditions for Optimality”, *SIAM J. Control and Optimization*, Vol. 39 No. 2 pp. 359-410, (2000).
- [26] Pontryagin L.S., Boltianski V., Gamkrelidze R. and Mitchtchenko E., “The Mathematical Theory of Optimal Processes”, *John Wiley and Sons, Inc (1961)*.
- [27] Sarychev, A. V., “Index of second variation of a control system,” (Russian) *Mat. Sb. (N.S.)* 113(155) (1980), no. 3(11), 464–486, 496.
- [28] Schattler, H., “Regularity properties of optimal trajectories: recently developed techniques. Nonlinear controllability and optimal control, 351–381, Monogr. Textbooks Pure Appl. Math., 133, Dekker, New York, 1990.
- [29] Souères P. and Laumond, J. P., “Shortest paths synthesis for a car-like robot”, *IEEE Trans. Automat. Control* 41 (1996), no. 5, pp. 672–688.
- [30] Stefani, G., “Higher order variations: how can they be defined in order to have good properties? Nonsmooth analysis and geometric methods in deterministic optimal control (Minneapolis, MN, 1993), 227–237, IMA Vol. Math. Appl., 78, Springer, New York, 1996.
- [31] Strichartz, R., “Sub-Riemannian Geometry,” in *J. Diff. Geom.*, 24, pp.221-263, 1983.
- [32] Sussmann H.J., “The structure of time–optimal trajectories for single-input systems in the plane: the general real–analytic case,” *SIAM J. Control and Opt.*, 25 (1987), pp. 868-904.
- [33] Sussmann H.J., “Regular synthesis for time optimal control of single–input real–analytic systems in the plane,” *SIAM J. Control and Opt.*, 25 (1987), pp.1145-1162.
- [34] Sussmann H.J., “Envelopes, conjugate points, and optimal bang-bang extremals”, in *Algebraic and geometric methods in nonlinear control theory*, 325–346, Math. Appl., 29, Reidel, Dordrecht, (1986).
- [35] Sussmann H.J., “Envelopes, higher–order optimality conditions and Lie Brackets”, in *Proc. IEEE, Conf. Decision and Control*.
- [36] Sussmann H.J. and Tang G., “Time-optimal Control of a Satellite with Two Rotors Attached Along Its Two Fixed Axes,” preprint, 1995.
- [37] M.I. Zelikin and V.F. Borisov, “Theory of chattering control. With applications to astronautics, robotics, economics, and engineering”, *Systems & Control: Foundations & Applications*, Birkhäuser, Boston, 1994.