

Surfaces of annulus type with constant mean curvature in Lorentz-Minkowski space

Rafael López
Departamento de Geometría y Topología
Universidad de Granada
18071 Granada (Spain)
e-mail:rcamino@ugr.es

Abstract

In this paper we solve the Plateau problem for spacelike surfaces with constant mean curvature in Lorentz-Minkowski three-space \mathbb{L}^3 and spanning two circular (axially symmetric) contours in parallel planes. We prove that rotational symmetric surfaces are the only compact spacelike surfaces in \mathbb{L}^3 of constant mean curvature bounded by two concentric circles in parallel planes. As conclusion, we characterize spacelike surfaces of revolution with constant mean curvature as the only that either i) are the solutions of the exterior Dirichlet problem for constant boundary data or ii) have an isolated conical-type singularity.

1 Introduction and statement of the results

Let \mathbb{L}^3 denote the 3-dimensional Lorentz-Minkowski space, that is, the real vector space \mathbb{R}^3 endowed with the Lorentzian metric $\langle, \rangle = dx_1^2 + dx_2^2 - dx_3^2$, where $x = (x_1, x_2, x_3)$ are the canonical coordinates in \mathbb{L}^3 . An immersion $x : \Sigma \rightarrow \mathbb{L}^3$ of a smooth surface Σ is called spacelike if the induced metric on the surface is positive definite. In this setting, the notions of the first and second fundamental form, and the mean curvature are defined in the same way as in Euclidean space. This article deals with spacelike immersed surfaces $x : \Sigma \rightarrow \mathbb{L}^3$ with *constant mean curvature* H . From the variational viewpoint, it is well known that such surfaces are critical points of the area functional for variations which preserve a suitable volume function.

Constant mean curvature spacelike submanifolds of a Lorentzian manifold have interest in relativity theory. In this setting, there is interest of finding real-valued functions on a given spacetime, all of whose level sets have constant mean curvature. The mean curvature function may then be used as a global time coordinate and provide a time gauge which have already been many applications. For example, they have been used to prove positivity of mass [19], analyse the space of solutions of Einstein equations [10] and in numerical integration schemes for Einstein equations [9, 18]. Further references can be found in review papers such as [6, 17].

A natural family to study consists of the surfaces of revolution. By a such surface, we mean a surface that it is invariant by the action of a uniparametric subgroup of isometries of \mathbb{L}^3 . The isometries group of \mathbb{L}^3 is the semi-direct product of the translations group and the orthogonal Lorentzian group $O(1, 2)$. With respect to the orthogonal group, there are three one-parameter subgroups of isometries of \mathbb{L}^3 depending on the causal character of the axis. In this paper we are interested by those surfaces whose axis is a timelike line. We call also these surfaces rotational symmetric surfaces. After a Lorentzian transformation, we can suppose that the axis is a vertical line and so, the surface is foliated by Euclidean circles in horizontal planes and centered at the axis.

Recall that in the Euclidean setting, the surfaces of revolution with constant mean curvature were characterized by Delaunay in 1841 as follows: their profile curves are obtained by rolling a given conic section on a line in a plane and rotating about that line the trace of a focus [7]. In Lorentzian-Minkowski space \mathbb{L}^3 , spacelike surfaces of revolution with constant mean curvature were also characterized by results of the same kind [12].

Rotational symmetric surfaces with constant mean curvature have an important role in the study of spacelike constant mean curvature of \mathbb{L}^3 since they can be used as barrier surfaces. For example, this occurs in the general scheme in the solvability of the Dirichlet problem for the mean curvature equation, by establishing the necessary C^0 and C^1 estimates (for a general guide we refer to [11] and [2, 4, 21] in this context). They are also useful in the study of the singularities of a (weakly) spacelike surface. Singularities appear by the degeneracy of the ellipticity of the mean curvature equation that can drop the regularity of the metric. Rotational symmetric surfaces with constant mean curvature allow to control the geometry of singularities. For example, Bartnik [3] proved that an isolated singular point in a spacelike surface in \mathbb{L}^3 with C^1 mean curvature corresponds to a regular point of the surface or a point where

the surface is asymptotic to the light cone at this point. In the last case, the point is called a conical-type singularity (see [8] for maximal surfaces).

We seek spacelike surfaces with constant mean curvature and spanning two concentric circles lying in parallel planes. Since the boundary of the surface is rotational symmetric, it is natural to expect the existence of such a surface with rotational symmetry. However, a standard application of the Alexandrov reflection method cannot prove that such surface inherits the symmetries of the boundary. For example, we would need that the surface lies in the slab determined by the two parallel planes (see [1, Th. 11]). Indeed, one cannot expect that this occurs because there are examples that show the contrary: see Figure 3.

We may assume without loss of generality that the circles lie in planes parallel to the plane $\{x_3 = 0\}$. We introduce the following notation. For real numbers a and $r > 0$, let

$$\Gamma(r, a) = \{(r \cos \theta, r \sin \theta, a) \in \mathbb{R}^3; 0 \leq \theta \leq 2\pi\}.$$

We then pose the following

Problem: Given real constants $r, R > 0$ and $a, b, H \in \mathbb{R}$, under what condition on r, R, a, b and H there exists an annulus-type spacelike surface spanning $\Gamma(r, a) \cup \Gamma(R, b)$ and with constant mean curvature H .

For example, the spacelike property of the surface imposes that $r \neq R$ (we will suppose that $r < R$). Bartnik and Simon [4] have shown that the Dirichlet problem for the constant mean curvature equation for H can be solved with merely the existence of a spacelike surface spanning the boundary values. In our case, this means that $|a - b| < R - r$.

In this paper we study the existence of a spacelike rotational symmetric surface spanning $\Gamma(r, a) \cup \Gamma(R, b)$ of the form

$$X(t, \theta) = (t \cos \theta, t \sin \theta, f(t)), \quad t \in [r, R], 0 \leq \theta \leq 2\pi \quad (1)$$

where $f \in C^0([r, R]) \cap C^\infty(r, R)$, and with boundary values

$$f(r) = a, \quad f(R) = b.$$

Our first result says us that the same condition as in [4] assures the existence of rotational graphs bounded by $\Gamma(r, a) \cup \Gamma(R, b)$. Exactly, we have

Theorem 1.1 *Let $0 < r < R < \infty$ and $a, b \in \mathbb{R}$. Then the following conditions are equivalent:*

- (i) *There is a rotational spacelike surface of the form (1) with constant mean curvature and spanning $\Gamma(r, a) \cup \Gamma(R, b)$*
- (ii) *The numbers r, R, a and b satisfy the condition*

$$\frac{|a - b|}{R - r} < 1.$$

Moreover, we have the following properties:

- 1. *The surface can extend to be a graph over $\mathbb{R}^2 \setminus \{(0, 0)\}$.*
- 2. *At the origin, the surface has a singularity of conical-type, except when the surface is a horizontal plane or a hyperbolic plane.*
- 3. *If $H \neq 0$, the surface is asymptotic to a light cone at infinity.*

In particular, the uniqueness of the Dirichlet problem implies that Bartnik-Simon solutions are surfaces of revolution provided that the boundary is rotational symmetric. Since spacelike compact surfaces are essentially graphs, we conclude (See Corollary 3.1)

Surfaces of revolution are the only compact spacelike surfaces in \mathbb{L}^3 with constant mean curvature bounded by two concentric circles in parallel planes.

We end this article with two results that characterize the surfaces of revolution in the family of spacelike surfaces with constant mean curvature. First we show the uniqueness of the Dirichlet problem for the exterior of a disk:

Theorem 1.2 *Let $u = u(x_1, x_2)$ define a spacelike surface with constant mean curvature in the domain $\Omega = \{(x_1, x_2) \in \mathbb{R}^2; x_1^2 + x_2^2 > r^2\}$, $r > 0$, such that $u = a \in \mathbb{R}$ on $\partial\Omega$. Then u describes a surface of revolution.*

The second result concerns with spacelike surfaces having an isolated singularity. A result due to Ecker shows that the Lorentzian catenoids of \mathbb{L}^3 are the only entire maximal surfaces with an isolated singularity [8, Th. 1.6]. When the mean curvature is a non-zero constant, we prove

Theorem 1.3 *Entire spacelike constant mean curvature surfaces in Minkowski space \mathbb{L}^3 having an isolated singularity are, up to Lorentz-transformations, surfaces of revolution.*

The proof of the last two theorems involves the study of the flux of a closed curve in a spacelike surface, together an application of the maximum principle for surfaces with constant mean curvature.

This paper consists of four sections. Section 2 is a preparatory section where we will mention basic properties of the compact spacelike surfaces with constant mean curvature. Section 3 will be devoted to prove Theorem 1.1 by analysing the different cases that appear. Last, Theorems 1.2 and 1.3 will be proved in Section 4.

2 Geometric preliminaries

Let $x : \Sigma \rightarrow \mathbb{L}^3$ be a smooth spacelike immersion of a surface Σ . Observe that $\mathbf{e}_3 = (0, 0, 1) \in \mathbb{L}^3$ is a unit timelike vector field globally defined on \mathbb{L}^3 , which determines a time-orientation on \mathbb{L}^3 . This allows us to choose a unique unit normal vector field N on Σ which is in the same time-orientation as \mathbf{e}_3 , and hence we may assume that Σ is oriented by N . We will refer to N as the future-directed Gauss map of Σ . In this article all spacelike surfaces will be oriented according to this orientation.

In Lorentz-Minkowski space there are not closed spacelike surface. Thus, any compact spacelike surface has non-empty boundary. If Γ is a closed curve in \mathbb{L}^3 and $x : \Sigma \rightarrow \mathbb{L}^3$ is a spacelike immersion of a compact surface, we say that the boundary of Σ is Γ if the restriction $x : \partial\Sigma \rightarrow \Gamma$ is a diffeomorphism. For spacelike surfaces, the projection $\pi : \mathbb{L}^3 \rightarrow \Pi = \{x_3 = 0\}$, $\pi(x_1, x_2, x_3) = (x_1, x_2, 0)$ is a local diffeomorphism between $\text{int}(\Sigma)$ and $\pi(\text{int}(\Sigma))$. Thus, π is an open map and $\pi(\text{int}(\Sigma))$ is a domain in Π . The compactness of Σ implies that $\pi : \Sigma \rightarrow \overline{\Omega}$ is a covering map. Thus, we have

Proposition 2.1 *Let $x : \Sigma \rightarrow \mathbb{L}^3$ be a compact spacelike surface whose boundary Γ is a graph over the boundary of a domain $\Omega \subset \mathbb{R}^2$. Then $x(\Sigma)$ is a graph over Ω .*

We define the first and the second fundamental forms of x as

$$\text{I} = \sum_{ij} g_{ij} dx_i dx_j, \quad \text{II} = \sum_{ij} h_{ij} dx_i dx_j.$$

The mean curvature H and the Gaussian curvature K are given by

$$2H = \frac{h_{22}g_{11} - 2h_{12}g_{12} + h_{11}g_{22}}{\det(g_{ij})}, \quad K = -\frac{\det(h_{ij})}{\det(g_{ij})}.$$

If Σ is the graph of a function $x_3 = u(x_1, x_2)$ defined over a domain Ω , the spacelike condition implies $|Du| < 1$ and the mean curvature H is expressed by

$$(1 - |Du|^2) \sum_{i=1}^2 u_{ii} + \sum_{i,j=1}^2 u_i u_j u_{ij} = 2H(1 - |Du|^2)^{\frac{3}{2}}. \quad (2)$$

This equation can alternatively be written in divergence form

$$\operatorname{div} \left(\frac{Du}{\sqrt{1 - |Du|^2}} \right) = 2H.$$

Equation (2) is of quasilinear elliptic type and the Hopf lemma can be applied. As a consequence, the solutions of the Dirichlet problem for the constant mean curvature equation are unique. See [11].

If a surface of revolution is parametrized by (1), $f \in C^0([r, R]) \cap C^2(r, R)$, the spacelike condition is equivalent to

$$f'^2 < 1.$$

The computation of the mean curvature H yields

$$H = \frac{tf''(t) + (1 - f'(t)^2)f'(t)}{2t(1 - f'(t)^2)^{\frac{3}{2}}}$$

with respect to the future-directed orientation. A first integral is obtained by

$$\frac{d}{dt} \left(Ht^2 - \frac{tf'(t)}{\sqrt{1 - f'(t)^2}} \right) = 0.$$

Thus, the quantity inside the parentheses is a constant c :

$$Ht^2 - \frac{tf'(t)}{\sqrt{1 - f'(t)^2}} = c. \quad (3)$$

Equation (2) may be considered the Euler-Lagrange equation for critical points of the Minkowski area functional $\int_{\Omega} u \, dx_1 \, dx_2 = \text{constant}$, with respect to strictly spacelike interior variations. We end this section showing that Equation (3) can directly derive from volume-surface area considerations. Let

Σ be a spacelike surface of revolution in \mathbb{L}^3 obtained by rotating the curve $x_1 = g(x_3)$ with respect to the x_3 -axis. Assume that the profile curve has fixed endpoints $r = g(a)$ and $R = g(b)$, $r < R$. The surface area and the volume of Σ are respectively

$$A(\Sigma) = 2\pi \int_r^R g(x_3) \sqrt{g'(x_3)^2 - 1} \, dx_3, \quad V(\Sigma) = \pi \int_r^R g(x_3)^2 \, dx_3.$$

We seek the surface which encloses a fixed volume $V(\Sigma)$ such that the surface area $A(\Sigma)$ is a critical point for any spacelike variation of Σ . Neglecting π in the formula, we have to extremize the functional

$$J = \int_r^R \left(2g(x_3) \sqrt{g'(x_3)^2 - 1} - \lambda g(x_3)^2 \right) dx_3 =: \int_r^R F(g(x_3), g'(x_3)) \, dx_3,$$

where λ is the Lagrange multiplier. We extremize this integral noting that the integrand is independent of the variable x_3 . The usual Euler-Lagrange argument says that there exists a constant κ such that the function g satisfies $F - g' \frac{\partial F}{\partial g'} = \kappa$. This gives

$$\frac{2g}{\sqrt{g'^2 - 1}} - \lambda g^2 = \kappa. \quad (4)$$

By considering $f = f(x_1)$ the inverse of the function g , Equation (4) writes as

$$\frac{x_1 f'}{\sqrt{1 - f'^2}} - \frac{\lambda}{2} x_1^2 = \frac{\kappa}{2}$$

that coincides with (3) by taking $H = \lambda/2$ and $c = \kappa/2$.

3 Proof of Theorem 1.1

Denote $f(t) = f(t; H, c)$ the solution of (3), emphasizing its dependence on the values H and c . It follows that $f(t; -H, -c) = -f(t; H, c)$. Without loss of generality, we assume in this article that $H \geq 0$. Moreover

$$f'(t) = \frac{Ht^2 - c}{\sqrt{t^2 + (Ht^2 - c)^2}}. \quad (5)$$

If we denote $h(s) = f'(s)$, then

$$f(t) = a + \int_r^t h(s) \, ds.$$

Since (3) is defined provided $t \neq 0$ and the right-side hand in (5) is a continuous function, the solutions of the differential equation (5) are defined for any $t > 0$. Moreover, the function $h(t) = h(t; H, c)$ is strictly non-increasing on c , and so, if $c_1 < c_2$, then

$$f(t; H, c_1) > f(t; H, c_2).$$

On the other hand, if $f(R) = b$, there exists $\xi \in [r, R]$ such that $h(\xi)(R - r) = b - a$. Then

$$\frac{|b - a|}{R - r} = |h(\xi)| < 1,$$

and this is a necessary condition for the existence of a spacelike surface of revolution spanning $\Gamma(r, a) \cup \Gamma(R, b)$. This proves (i) \Rightarrow (ii) in Theorem 1.1. We prove the converse. Letting $c \rightarrow \pm\infty$, we obtain

$$\lim_{c \rightarrow +\infty} a + h(\xi)(R - r) = a - (R - r).$$

$$\lim_{c \rightarrow -\infty} a + h(\xi)(R - r) = a + (R - r).$$

By using the dependence of parameters for solutions for equation (3), there exists a real number c such that $f(R; H, c) = b$. This yields the desired solution.

We show that at $t = 0$ the surface presents a conical-type singularity unless that it is a planar plane or a hyperbolic plane. We have to prove that

$$\lim_{t \rightarrow 0} f'(t)^2 = 1.$$

When $c = 0$, it is possible to integrate (5): if $H = 0$, the function f is a constant, that is, the surface is a horizontal plane; if $H \neq 0$, then we obtain up constants that $f(t) = \sqrt{1 + H^2 t^2}/H$: this surface describes a hyperbolic plane and it is regular at $t = 0$.

If $c \neq 0$, then

$$\lim_{t \rightarrow 0} f'(t) = -\frac{c}{|c|}.$$

Thus,

1. If $c < 0$, $\lim_{t \rightarrow 0} f'(t) = 1$, and the surface is tangent to the upper light cone at $(0, f(0))$.
2. If $c > 0$, $\lim_{t \rightarrow 0} f'(t) = -1$, and the surface is tangent to the lower light cone at $(0, f(0))$.

Finally, when $H \neq 0$ the surface is asymptotic to a light cone at infinity provided

$$\lim_{t \rightarrow \infty} \frac{f(t)}{t} = \pm 1.$$

L'Hôpital theorem yields

$$\lim_{t \rightarrow \infty} \frac{f(t)}{t} = \lim_{t \rightarrow \infty} f'(t) = 1.$$

Note that when $H = 0$, $\lim_{t \rightarrow \infty} \frac{f(t)}{t} = 0$. This completes the proof of Theorem 1.1.

Remark 3.1 The behaviour at infinity of a spacelike surface $u = u(x_1, x_2)$ in Minkowski space \mathbb{L}^3 can be described by blowing u down. See [21]. We define the projective boundary value of u at infinity by

$$V_u(x) = \lim_{s \rightarrow +\infty} \frac{u(sx)}{s}, \quad x = (x_1, x_2).$$

Treibergs uses the concept of projective boundary value to prove that the surface u is asymptotically lightlike (see also [5]). For our surfaces $f = f(t; H, c)$, we have $V_f = 0$ if $H = 0$, and $V_f(x) = |x|$ if $H \neq 0$.

Combining Theorem 1.1 and Proposition 2.1 we obtain immediately

Corollary 3.1 *Let $\Gamma_1 \cup \Gamma_2 \subset \mathbb{L}^3$ be two concentric circles in parallel planes. Let Σ be a spacelike compact surface spanning $\Gamma_1 \cup \Gamma_2$. If the mean curvature of the surface is constant, then Σ is a surface of revolution.*

Proof: We only point out that if Γ is a closed planar curve included in a spacelike surface, the plane containing Γ must be spacelike. Thus and after a rigid motion of \mathbb{L}^3 , we can suppose that $\Gamma_1 \cup \Gamma_2$ lie in horizontal planes. *q.e.d*

Remark 3.2 A theorem due to Shiffman states that a minimal surface in Euclidean space bounded by two circles in parallel planes must be foliated by circles in parallel planes [20]. In this sense, Corollary 3.1 is a partial version of Shiffman's theorem in the Lorentzian setting, with the difference that in our case the circles are concentric and the mean curvature is a non-zero number. On the other hand, it has been proved that a constant mean curvature spacelike surface foliated by circles is a surface of revolution (if $H \neq 0$) or it is a Lorentzian catenoid or a Riemann-type surface (if $H = 0$). See [15, 16].

In the rest of this section, we describe spacelike surfaces of revolution with constant mean curvature. We distinguish the cases $H = 0$ and $H \neq 0$.

3.1 Case $H = 0$

It follows from Equation (3) that the function f satisfies

$$\frac{tf'(t)}{\sqrt{1-f'(t)^2}} = c. \quad (6)$$

For $c = 0$, f is a constant function and the surface is a horizontal planar domain. Assume $c \neq 0$. A simple integration gives

$$f(t; 0, c) = c \operatorname{arcsinh}\left(\frac{t}{c}\right) + d, \quad d \in \mathbb{R}.$$

If we add the condition $f(r) = a$, then

$$f(t; 0, c) = c \left(\operatorname{arcsinh}\left(\frac{t}{c}\right) - \operatorname{arcsinh}\left(\frac{r}{c}\right) \right) + a.$$

See Figure 1.

Remark 3.3 For a maximal surface, the maximum principle gets immediately that Σ is included in the convex hull of its boundary. Thus, if the boundary of Σ are two closed curves in parallel planes, the surface is included in the slab determined by both planes. When $\partial\Sigma$ are two concentric circles, the Alexandrov method of reflection by vertical planes assures then Σ is rotational symmetric. Moreover, Proposition 2.1 shows that the surface is a graph over a annular domain of \mathbb{R}^2 .

3.2 Case $H \neq 0$

We analyse the three families of surfaces of revolution with constant mean curvature according to the sign of the parameter c .

1. Case $c = 0$

A direct integration gives

$$f(t) = \frac{\sqrt{1+H^2t^2}}{H} + \text{constant},$$

and the condition $f(r) = a$ gets

$$f(t) = \frac{\sqrt{1 + H^2 t^2} - \sqrt{1 + H^2 r^2}}{H} + a.$$

This surface is a hyperbolic cap. Exactly, if $p = (0, 0, \frac{\sqrt{1 + H^2 r^2}}{H})$, the solution is a subset of the hyperbolic plane $\{x \in \mathbb{L}^3; \langle x - p, x - p \rangle = -\frac{1}{H^2}\}$. Therefore,

Proposition 3.1 *Let a, b, r and R such that $0 < b - a < R - r$. Then there exists a domain hyperbolic spanning $\Gamma(r, a) \cup \Gamma(R, b)$. The value H of the mean curvature of this hyperbolic domain is*

$$H = H_0 := \frac{2(b - a)}{\sqrt{((R - r)^2 - (b - a)^2)((R + r)^2 - (b - a)^2)}}.$$

2. Case $c < 0$

For this case, the derivative $f'(t)$ does not vanish for any t and f' is positive. Thus f is a strictly increasing function on t . As a consequence, any spacelike surface of revolution with constant mean curvature corresponding for $c < 0$ and bounded by two concentric circles lies in the slab determined by the boundary planes. Denote H_0 the value obtained in Proposition 3.1.

Proposition 3.2 *Let a, b, r and R such that $0 < b - a < R - r$. Then for each positive real number H such that*

$$0 < H < H_0 \tag{7}$$

there exists a unique spacelike surface of revolution $f = f(t; H, c)$, with constant mean curvature H spanning $\Gamma(r, a) \cup \Gamma(R, b)$ and where $c < 0$.

Proof: Let H be a number under the condition (7). A straightforward computation gives

$$a + \frac{\sqrt{1 + H^2 R^2} - \sqrt{1 + H^2 r^2}}{H} < b.$$

We know that $f(R) = a + h(\xi)(R - r)$ for some ξ with $r \leq \xi \leq R$. The function $h(t)$ has a unique minimum at $t = \sqrt{-c/H}$. Thus

$$f(R; H, c) \geq a + (R - r)h(\sqrt{-c/H}) = a + (R - r)\frac{-2c}{\sqrt{4c^2 - \frac{c}{H}}}.$$

As

$$\lim_{c \rightarrow -\infty} \frac{-2c(R-r)}{\sqrt{4c^2 - \frac{c}{H}}} = R-r,$$

if $b < a + (R-r)$ and taking c_0 sufficiently close to $-\infty$, we can find c_0 such that the corresponding solution for (5) satisfies $f(R; H, c_0) > b$.

On the other hand, the theorem on continuity of parameters for solutions of an ordinary differential equation implies

$$f(R; H, c) \rightarrow f(R; H, 0) = a + \frac{\sqrt{1 + H^2 R^2} - \sqrt{1 + H^2 r^2}}{H},$$

as $c \rightarrow 0^-$. Continuity assures again the existence of a number c_1 , $c_1 < 0$ such that $f(R; H, c_1) = b$. See Figure 2. *q.e.d*

Case 3. $c > 0$

When c is a positive number, we have

Proposition 3.3 *Let a, b, r and R such that $0 \leq |b - a| < R - r$. Then for each positive real number H such*

$$H > H_0 \tag{8}$$

there exists a unique spacelike surface of revolution $f = f(t; H, c)$, with constant mean curvature H spanning $\Gamma(r, a) \cup \Gamma(R, b)$ and where $c > 0$.

Proof: Let $f(t; H, c)$ be a solution of (3) with $f(a) = r$. Now condition (8) implies that

$$b < a + \frac{\sqrt{1 + H^2 R^2} - \sqrt{1 + H^2 r^2}}{H}.$$

Because c is a positive number, the tangent function h is strictly increasing on t . Thus, for each $t \in [r, R]$, $h(r) \leq h(t) \leq h(R)$. It follows

$$f(R; H, c) \leq a + h(R; H, c)(R - r)$$

and $\lim_{c \rightarrow \infty} a + h(R; H, c)(R - r) = a - (R - r)$. By continuity, there exists $c_2 > 0$ and sufficiently big such that $f(R; H, c_2) < b$. On the other hand, and using the theorem on continuity of parameters again, $\lim_{c \rightarrow 0} f(R; H, c) = f(R; H, 0) = a + \frac{\sqrt{1 + H^2 R^2} - \sqrt{1 + H^2 r^2}}{H}$. By continuity, there exists $c_3 > 0$ such that $f(R; H, c_3) = b$. *q.e.d*

The function h is increasing and vanishing at $t = \sqrt{c/H}$. Thus, f is convex with a unique minimum. See Figure 3. Moreover, the case $a = b$ can be solved for some $c > 0$. As a consequence, and taking values of $r < \sqrt{c/H} < R$, it is possible to find surfaces bounded by circles in parallel planes and not included in the slab determined by the boundary planes. See Figure 4.

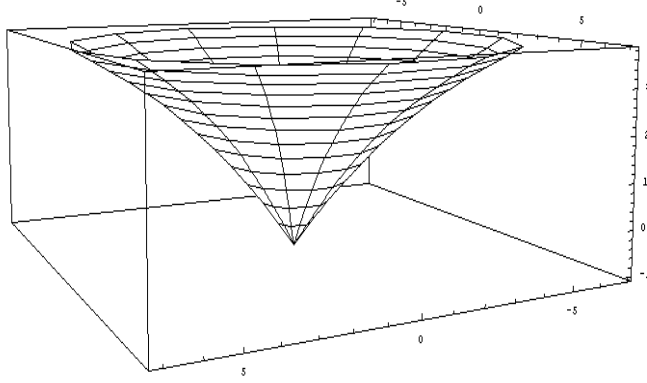


Figure 1: A maximal surface: $f = f(t; 0, 3)$ with $f(1) = 0$ and $0 \leq t \leq 7$.

4 Proofs of Theorems 1.2 and 1.3

In this section we prove Theorems 1.2 and 1.3 using the concept the flux of a curve in a surface and the tangency principle. The flux of a surface is used in a variety of problems in the theory of the constant mean curvature surfaces in Euclidean space [13, 14].

First, we introduce the concept of flux of a surface. Let $\mathbf{e}_3 = (0, 0, 1)$. Consider $x : \Sigma \rightarrow \mathbb{L}^3$ a spacelike immersion with constant mean curvature H . Define the 1-form

$$\omega_p(v) = H\langle x \wedge dx_p(v), \mathbf{e}_3 \rangle + \langle N(p) \wedge dx_p(v), \mathbf{e}_3 \rangle, \quad p \in \Sigma$$

where v is a vector tangent to Σ at p and \wedge is the cross-product in \mathbb{L}^3 . The constancy of the the mean curvature implies that ω is a closed form. It follows from Stokes theorem that given a 1-cycle Γ on Σ bounding an open $Q \subset \Sigma$, the expression

$$\text{Flux}(\Gamma) = H \int_{\Gamma} \langle x \wedge \tau, \mathbf{e}_3 \rangle ds + \int_{\Gamma} \langle \nu, \mathbf{e}_3 \rangle ds \quad (9)$$

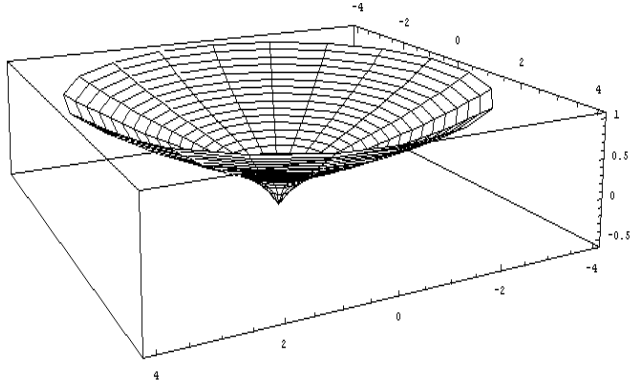


Figure 2: The solution $f = f(t; \frac{1}{10}, -\frac{1}{4})$ with $f(1) = 0$ and $0 \leq t \leq 4$.

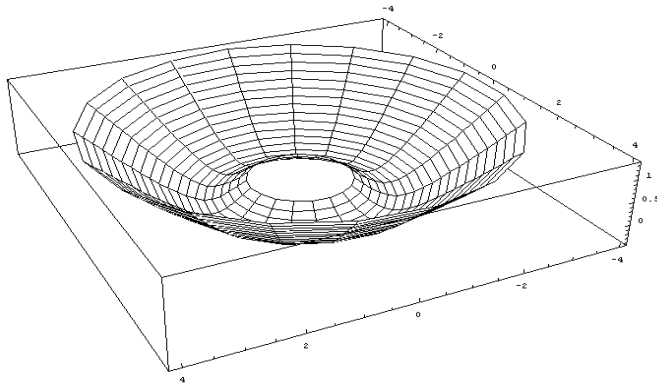


Figure 3: The solution $f = f(t; 1, 3)$ with $f(1) = 0$ and $1 \leq t \leq 4$.

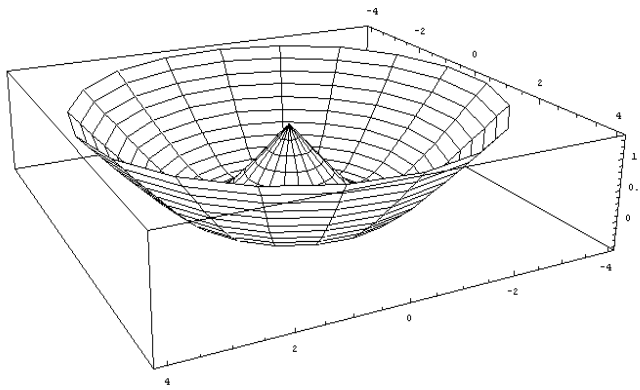


Figure 4: The solution $f = f(t; 1, 3)$ with $f(1) = 0$ and $0 \leq t \leq 4$.

depends only on the homology class of Γ on Σ . Here τ is a unit tangent vector to $\partial\Sigma$, and ν is the unit conormal vector of Q along Γ such that $N \wedge \tau = \nu$. Note that the first summand in (9) is $2H$ times the algebraic area of the orthogonal projection of Γ on the plane $x_3 = 0$. The number $\text{Flux}(\Gamma)$ is called the flux of Γ . For example, the flux of a null-homologous cycle is zero. Formula (9) can be viewed as a measure of the forces of the surface tension of Σ that act along its boundary and the pressure forces that act on $\partial\Sigma$.

Consider now the surfaces of revolution obtained in Section 3. Denote $f = f(t; H, c)$ the solution of (3), $r \leq t \leq R$, with boundary condition $f(r) = a$, and let $\Gamma(r) = \{(x_1, x_2, f(r)); x_1^2 + x_2^2 = r^2\}$. Here

$$\int_{\Gamma(r)} \langle \nu, \mathbf{e}_3 \rangle \, ds = \int_{\Gamma(r)} \frac{-f'(r)}{\sqrt{1 - f'(r)^2}} \, ds = -2\pi(Hr^2 - c).$$

Thus

$$\text{Flux}(\Gamma(r)) = 2\pi c.$$

As conclusion, if we fix real numbers H, r, a and λ , *there is a rotational symmetric spacelike graph on $\{(x_1, x_2); x_1^2 + x_2^2 > r^2\}$ spanning $\Gamma(r, a)$, with constant mean curvature H and such that $\text{Flux}(\Gamma(r, a)) = \lambda$.*

Finally, we will state the tangency principle for spacelike surfaces with constant mean curvature. Let u and v be two functions that are local expressions of two spacelike surfaces Σ_u and Σ_v of \mathbb{L}^3 . If Σ_u and Σ_v have a common point $p = (p_1, p_2, p_3)$ where they are tangent, we will say that Σ_u lies above Σ_v near p when $u \geq v$ on a certain neighborhood of the point (p_1, p_2) . Let us assume that Σ_u and Σ_v have the same constant mean curvature H . Since Equation (2) is of quasilinear elliptic type, the difference function $u - v$ satisfies a *linear* elliptic equation on a neighborhood of (p_1, p_2) and the Hopf maximum principle for linear elliptic equations can be applied to $u - v$ (see [11, Th. 9.2]). The same holds if p is a common boundary point with the extra hypothesis that $\partial\Sigma_1$ and $\partial\Sigma_2$ are tangent at p .

Consequently, we have proved the following result.

Proposition 4.1 (Tangency principle) *Let Σ_1 and Σ_2 be two spacelike surfaces (possibly with boundary) in \mathbb{L}^3 with the same constant mean curvature with respect to the future-directed orientation. Suppose they intersect tangentially at a point p . If Σ_1 is above Σ_2 , then $\Sigma_1 = \Sigma_2$ locally around p in a neighborhood of p if one of the following hypotheses holds:*

1. *p is an interior point of Σ_1 and Σ_2 .*

2. p is a boundary point of Σ_1 and Σ_2 and $\partial\Sigma_1$ and $\partial\Sigma_2$ are tangent at p .

In either case, by analyticity of solutions of elliptic equations, we conclude that Σ_1 and Σ_2 coincide whenever they are simultaneously defined.

Now we are in position to prove Theorems 1.2 and 1.3.

Proof: [of Theorem 1.2] Let $u \in C^2(\Omega) \cap C^0(\Omega)$ be a solution of the constant mean curvature equation (2) in Ω with $u = a$ on $\partial\Omega$. Let $\lambda = \text{Flux}(\Gamma(r, a))$ be the flux of $\Gamma(r, a)$ in Σ_1 , the graph of u . We consider $f = f(t; H, c)$, with $t \in [r, \infty)$, $f(r) = a$ and c satisfying $2\pi c = \lambda$. Denote Σ_2 the graph of the function f .

In particular, the flux of the boundary curve $\Gamma(r, a)$ agrees in both surfaces. Since the first summand in (9) is the same for both surfaces, we conclude that

$$\int_{\Gamma(r, a)} \langle \nu_1, \mathbf{e}_3 \rangle \, ds = \int_{\Gamma(r, a)} \langle \nu_2, \mathbf{e}_3 \rangle \, ds,$$

where ν_i means the conormal on the surface Σ_i , $i = 1, 2$.

We prove that $\Sigma_1 = \Sigma_2$. We move upwards the surface Σ_2 and put $\Sigma_1(t) = \Sigma_1 + t\mathbf{e}_3$. Recall that both surfaces are asymptotically lightlike (Remark 3.1). Therefore, for $t > 0$ big enough, $\Sigma_1(t)$ does not intersect Σ_2 . Let us descend $\Sigma_1(t)$ until the first time t_0 that touches Σ_2 , that is, $t_0 = \inf\{t > 0; \Sigma_1(t) \cap \Sigma = \emptyset\}$. We want to prove that $t_0 = 0$. If $t_0 > 0$ we have two possibilities. First, if $\Sigma_1(t_0) \cap \Sigma_2 \neq \emptyset$, then both surfaces have a contact *interior point*. Because both surfaces have the same mean curvature, the tangency principle implies that $\Sigma_1(t_0) = \Sigma_2$, which is impossible. If $\Sigma_1(t_0) \cap \Sigma_2 = \emptyset$, then $\Sigma_1(t_0)$ and Σ_2 have a contact at infinity. Thus it is possible to choose ϵ such that $\Gamma = \Sigma_1(t_0 - \epsilon) \cap \Sigma_2$ is a 1-dimensional analytic curve. By the maximum principle, there is a unique graph with constant mean curvature spanning a given closed curve and thus, Γ is a analytic Jordan curve in the same homology class of $\Gamma(r, a)$. Along $\Gamma(r, a)$, we have $\langle \nu_2, \mathbf{e}_3 \rangle < \langle \nu_1, \mathbf{e}_3 \rangle$, and so,

$$\int_{\Gamma(r, a)} \langle \nu_2, \mathbf{e}_3 \rangle \, ds < \int_{\Gamma(r, a)} \langle \nu_1, \mathbf{e}_3 \rangle \, ds.$$

However this contradicts the fact the fluxes of $\Gamma(r, a)$ coincide for $\Sigma_1(t_0 - \epsilon)$ and Σ_2 .

This contradiction implies that the assumption of $t_0 > 0$ is false, and we have $t_0 = 0$. By repeating the argument, either Σ_1 and Σ_2 have a contact *boundary point*, and which case the tangency principle gets $\Sigma_1 = \Sigma_2$, or

$\langle \nu_2, \mathbf{e}_3 \rangle < \langle \nu_1, \mathbf{e}_3 \rangle$ along $\Gamma(r, a)$. Since the fluxes of $\Gamma(r, a)$ for Σ_1 and Σ_2 are the same along this curve, we obtain an absurd again. This completes the proof of Theorem 1.2. *q.e.d*

Proof: [of Theorem 1.3]

Let Σ be an entire surface with constant mean curvature H defined by the graph of a function u and without loss of generality, we assume u is defined on $\mathbb{R}^2 \setminus \{(0, 0)\}$ where the origin is the singularity of Σ . When $H = 0$, Theorem 1.3 was proved in [8]. Thus, assume $H \neq 0$. After a horizontal symmetry, we can assume that H is positive.

The method of proof is similar as in Theorem 1.2. Fix $r > 0$ and let us consider $f = f(t; H, c)$, $t \geq r$, the rotational symmetric spacelike surface with constant mean curvature H such that $f(r) = a$ and c satisfying $2\pi c = \lambda$. We extend f to $(0, \infty)$. Denote Σ_2 the graph of the function f and $\Sigma_1 = \Sigma$. Proceeding similarly as in Theorem 1.2, we conclude that $t_0 = 0$, that is, Σ_2 is over Σ_1 and they contact in the singularity. By reversing argument, we prove that Σ_1 is over Σ_2 , and so, $\Sigma_1 = \Sigma_2$. *q.e.d*

References

- [1] Alías, L., López, R., Pastor, J.: Compact spacelike surfaces with constant mean curvature in the Lorentz-Minkowski 3-space, *Tohoku Math. J.* **50**, 491–501 (1998).
- [2] Bartnik, R.: Maximal surfaces and general relativity, Miniconference on geometry and partial differential equations, 2, Canberra, 1986, (Proc. Centre Math. Anal. Austral. Nat. Univ. 12), Austral. Nat. Univ., Canberra, 1987, pp. 24–49. .
- [3] Bartnik, R.: Isolated singular points of Lorentzian mean curvature hypersurfaces, *Indiana Univ. Math. J.* **38**, 811–827 (1989).
- [4] Bartnik, R. Simon, L.: Spacelike hypersurfaces with prescribed boundary values and mean curvature, *Commun. Math. Phys.* **87**, 131–152 (1982).
- [5] Choi, H., Treibergs, A.: Gauss maps of spacelike constant mean curvature hypersurfaces on Minkowski space, *J. Differential Geometry* **32**, 775–817 (1990).

- [6] Choquet-Bruhat, Y., York, J.: The Cauchy problem. General Relativity and Gravitation, A. Held (ed), New York, Plenum Press, 1980.
- [7] Delaunay, C. H.: Sur la surface de révolution dont la courbure moyenne est constante, J. Math. Pures Appl. **6**, 309–320 (1841).
- [8] Ecker, K.: Area-maximising hypersurfaces in Minkowski space having an isolated singularity, Manuscripta Math. **56**, 375–397 (1986).
- [9] Eardley, D., Smarr, L.: Time functions in numerical relativity: marginally bound dust collapse, Phys. Rev. D. **19**, 2239–2259 (1979).
- [10] Fischer, A., Marsden, J., Moncrief, V.: The structure of the space of solutions of Einsteins’s equations I. One Killing field, Ann. Inst. H. Poincaré **33**, 147–194 (1980).
- [11] Gilbarg, D., Trudinger, N.S.: Elliptic Partial Differential Equations of Second Order, Springer-Verlag, Berlin-New York, 1983.
- [12] Hano, J.I., Nomizu, K.: Surfaces of revolution with constant mean curvature in Lorentz-Minkowski space, Tohoku Math. Journal, **36**, 427–437 (1984).
- [13] Korevaar, N., Kusner, R.: The global structure of constant mean curvature surfaces, Invent. math. **114**, 311–332 (1993).
- [14] Korevaar, N., Kusner, R., Solomon, B.: The structure of complete embedded surfaces with constant mean curvature, J. Differential Geometry **30**, 465–503 (1989).
- [15] López, R.: Constant mean curvature hypersurfaces foliated by spheres, Diff. Geom. App. **11**, 245–256 (1999).
- [16] López, R.: Constant mean curvature surfaces foliated by circles in Lorentz-Minkowski space, Geom. Dedicata, **76**, 81–95 (1999).
- [17] Marsden, J., Tipler, F.J.: Maximal hypersurfaces and foliations of constant mean curvature in general relativity, Phys. Rep. **66**, 109–139 (1980).
- [18] Piran, T.: Problems and solutions in numerical relativity, Ann. NY Acad. **375**, 1–14 (1981).
- [19] Schoen, R., Yau, S.T.: Proof of the positive mass theorem I, Commun. Math. Phys. **65**, 45–76 (1979).

- [20] Shiffman, M.: On surfaces of stationary area bounded by two circles, or convex curves, in parallel planes, *Ann. of Math* **63**, 77–90 (1956).
- [21] Treibergs, A.: Entire spacelike hypersurfaces of constant mean curvature in Minkowski space, *Invent. Math.* **66**, 39–56 (1982).