

# Virtual Crossing Realization

Sam Nelson

*Department of Mathematics*

*Whittier College*

*13406 East Philadelphia Box 634*

*Whittier, CA 90608-4413*

apophys@esotericka.org

April 7, 2003

## Abstract

We study virtual isotopy sequences with classical initial and final diagrams. We give an example of a virtual isotopy sequence with classical end diagram for which no valid virtual crossing realization exists. We conjecture that every maximally virtualized sequence permits an assignment of classical crossing type to each virtual crossing resulting in a valid classical isotopy sequence. Conditions are found which any counterexample must meet, and the conjecture is reformulated in terms of knotted surfaces and knots in surfaces.

## 1 Introduction

In [3], it is observed that classical knot theory embeds in virtual knot theory, in the sense that if two classical knots are virtually isotopic, then they are classically isotopic; this follows from the fact that the fundamental quandle (or alternatively the group system) is preserved by virtual moves. Since the fundamental quandle is a complete invariant for classical knots, any two classical knot diagrams related by a sequence of virtual moves must have isomorphic quandles, and hence must be isotopic in the classical sense. This also follows from theorem 1 of [5], which says that every virtual isotopy class has a unique representative with a minimal number of virtual crossings. In [4], it is suggested that a more combinatorial proof for this fact may be instructive.

A naïve attempt at a constructive proof in terms of Gauss diagrams initially looks promising; virtual crossings (and hence virtual moves) do not appear in Gauss diagrams, which include only classical crossings. Thus, given a virtual isotopy sequence which begins and ends with classical diagrams, we may attempt to construct a classical isotopy sequence by simply translating the Gauss diagram sequence to knot diagrams.

However, this strategy fails because unlike the classical crossing-introducing type II move, the Gauss diagram type II move does not require the strands being crossed to be adjacent in the plane; further, the Gauss diagram II move permits both the direct II move and the reverse II move on any pair of strands, regardless of orientation of the strands, while at most one of these is realizable using only classical diagrams.

All of these moves can be realized by allowing virtual crossings and virtual moves. Moreover, as these virtual crossings are removed by the end of the sequence, it is natural to ask under which circumstances these virtual crossings can be replaced with classical crossings throughout the sequence to yield a valid classical isotopy sequence.

An assignment of classical crossing type to each virtual crossing in a virtual isotopy sequence is a *virtual crossing realization*; a virtual crossing realization is *valid* if the resulting sequence of classical knot diagrams includes only valid Reidemeister moves, i.e., every  $vII$  move becomes a  $II$  move and every  $v$  or  $vIII$  move becomes a  $III$  move. Figure 6 depicts a valid virtual crossing realization of a virtual isotopy sequence with classical ends. Here we depict realized virtual crossings as circled classical crossings – these are ordinary classical crossings, the circle is retained only to indicate which crossing have been realized.

Initially we may hope that every virtual isotopy sequence admits a valid virtual crossing realization; then a combinatorial proof of the type suggested in [4] would follow. However, as figure 8 shows, this is not the case. Invariance of the fundamental quandle with respect to virtual moves implies only the existence of some classical isotopy sequence between classical diagrams with isomorphic quandles; such a sequence might be very different from any given virtual sequence. In particular, for any such pair of classical diagrams, there need only be one such classical isotopy sequence to satisfy the theorem of [3], while virtual sequences with the same end diagrams are clearly not unique.

Thus, we will consider the question of which virtual isotopy sequences with classical end diagrams admit a valid virtual crossing realization.

## 2 Virtual Knots and Gauss Diagrams

A *link diagram* is a planar oriented 4-valent graph with vertices regarded as crossings and enhanced with crossing information. The edges are oriented so that each vertex has two incoming edges, one over and one under, and two outgoing edges, also one over and one under. We may regard knots and links combinatorially as equivalence classes of knot and link diagrams under the equivalence relation generated by the three Reidemeister moves, pictured in figure 1.

By enlarging the set of decorated graphs to include non-planar 4-valent graphs with vertices enhanced with crossing information and edges oriented as before, we obtain *virtual links* as equivalence classes under the equivalence relation generated by the three Reidemeister moves.

To draw non-planar graphs in the plane, we must introduce *virtual crossings*,

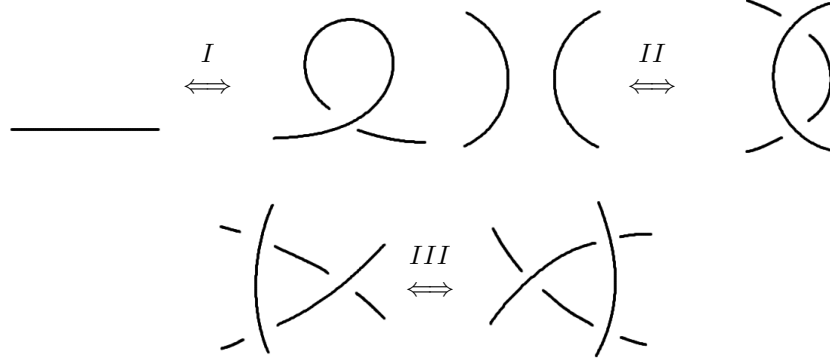


Figure 1: Reidemeister moves.

which we distinguish from the decorated vertices (or *classical crossings*) by denoting virtual crossings as circled intersections.

Since these virtual crossings are artifacts of representing non-planar graphs in the plane, we can replace any arc containing only virtual crossings with any other arc containing only virtual crossings with the same endpoints to obtain an equivalent diagram. This breaks down into four virtual moves, one move for each type of thing we can move the arc past: the arc itself (move  $vI$ ), another arc (move  $vII$ ), a virtual crossing (move  $vIII$ ) and a classical crossing (move  $v$ ).

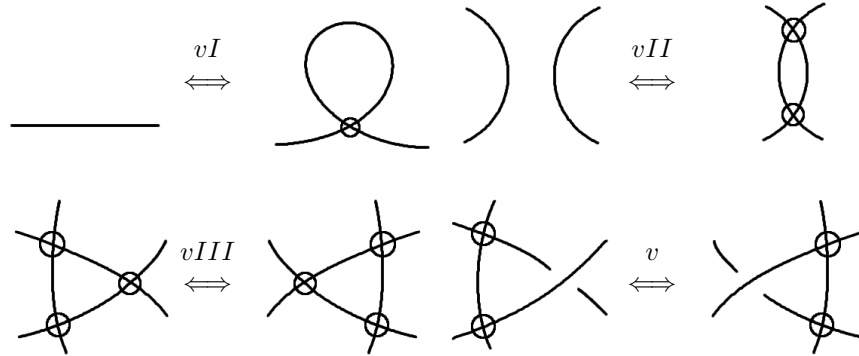


Figure 2: Virtual moves.

Two potential moves are not allowed, the two *forbidden moves*  $F_t$  and  $F_h$  (depicted in figure 3), variants of the type III move with two classical crossings and one virtual crossing. Unlike the valid virtual moves, the forbidden moves alter the underlying graph of the diagram. Together, the two forbidden moves

can be used to unknot any knot, virtual or classical.



Figure 3: Forbidden moves.

*Gauss diagrams* provide another way of representing virtual knots combinatorially. A Gauss diagram for a knot is a circle with oriented chords representing crossings; if we think of the circle as the preimage of the knot diagram under the embedding into  $\mathbb{R}^3$  and projection to the plane, then the chords join the two preimages of each crossing point. We orient the chords “in the direction of gravity,” that is, toward the preimage of the undercrossing, and we decorate these arrows with signs given by the local writhe number of the crossing. The Gauss diagram of a link has one circle for each component of the link, and crossings between components are given as arrows joining the circles.

Virtual knots and links may then be regarded as equivalence classes of Gauss diagrams under the Gauss diagram versions of the Reidemeister moves; a Gauss diagram determines a virtual knot diagram up to virtual moves (vI, vII, vIII and v), while a virtual knot diagram determines a unique Gauss diagram. There are several instances of type III moves depending on the orientation of the three strands involved; only two of these are listed in figure 4.

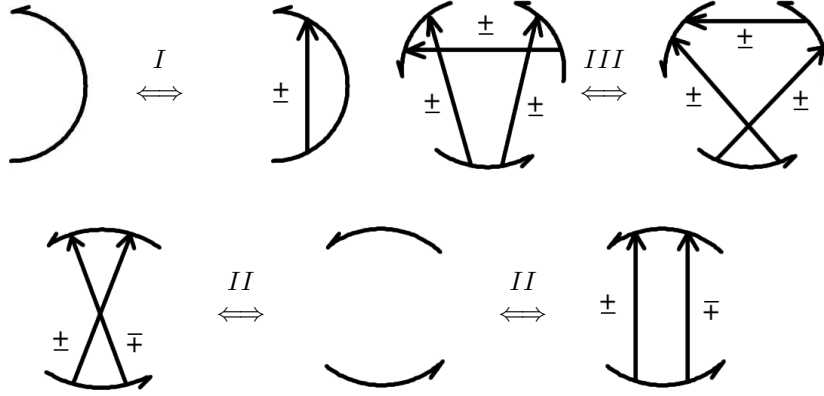


Figure 4: Gauss diagram moves.

### 3 Virtual isotopy sequences

The Gauss diagram type II move permits both the direct type II move, in which both strands oriented in the same direction, and the reverse type II move, in which the strands are oriented in opposite directions, on any two sections of the circle. Unlike the classical type II move, the Gauss diagram II move does not require the arcs being crossed to be adjacent in the plane. Of the four possible type II moves, at most one may be classically realizable for any pair of strands, and then only if the strands are adjacent. However, all of these non-classical moves are realizable in virtual knot diagrams with the addition of virtual crossings.

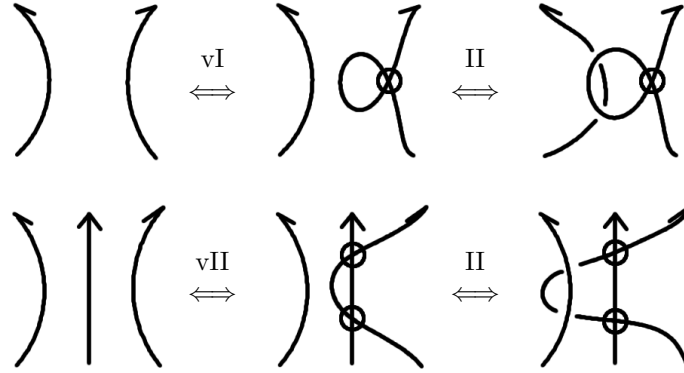


Figure 5: Examples of classically unrealizable type II moves.

Though a Gauss diagram sequence beginning and ending with realizable classical diagrams may not be classically realizable, each of the individual unrealizable moves is realizable as a sequence of classical moves on realizable classical diagrams if we introduce classical crossings in the moves pictured in figure 5 instead of virtual crossings.

Given a virtual isotopy sequence, we can name and follow each virtual crossing through the sequence. Introducing classical crossings in place of virtual crossings then corresponds to assigning classical crossing information to each virtual crossing throughout the sequence. For each individual move, it is clear that we can obtain a legitimate move in this way. However, a choice of classical crossing type which makes one move work may render another move invalid later in the sequence, since crossings cannot change type once introduced.

An assignment of a sign (+ or -) to each virtual crossing throughout the diagram defines a virtual crossing realization. A virtual crossing realization is valid if it results in a sequence of only valid classical moves. There are two ways a virtual crossing realization can go wrong, yielding invalid moves. One of these is the three-crossing move with all three edges alternating, known as the  $\Delta$ -move; the other is the two-crossing move with both edges alternating, called

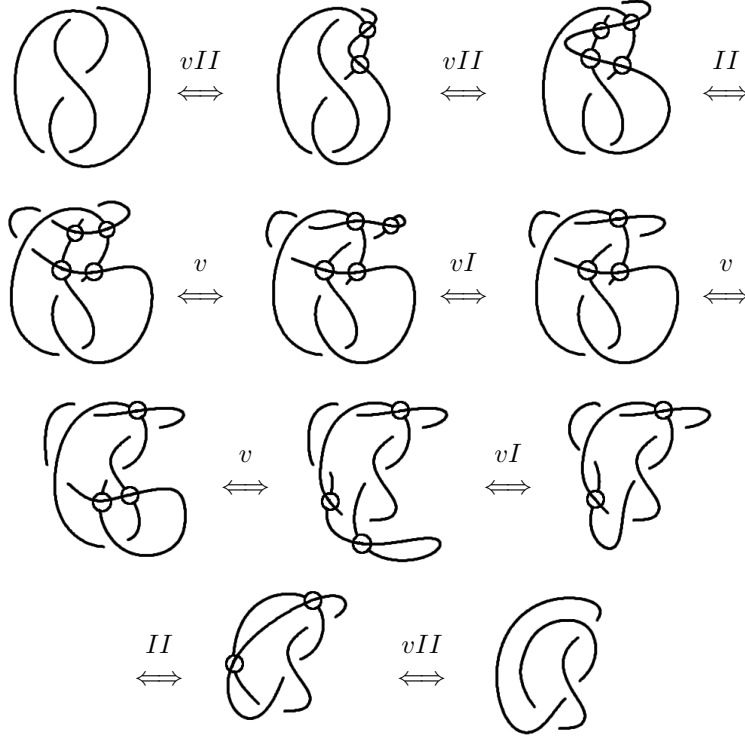


Figure 6: Realized virtual isotopy sequence.

a  $\Gamma$ -move by analogy with the  $\Delta$ -move.<sup>1</sup>

Both the  $\Delta$ -move and  $\Gamma$ -move are invalid moves; the effect of the  $\Delta$ -move is studied in [6], and a  $\Gamma$ -move combined with a pair of type II moves affects a crossing change, resulting in unknotting.

Thus, a virtual crossing realization with no  $\Delta$  or  $\Gamma$  moves yields a classical isotopy sequence taking the initial diagram to the final diagram. We then ask, which virtual isotopy sequences admit a valid virtual crossing realization?

Figure 8 depicts a virtual isotopy sequence with no valid virtual crossing realization; every assignment of crossing signs to the virtual crossings yields either a  $\Delta$  or a  $\Gamma$  move.

## 4 Classical crossing virtualization

In this section we consider which classical crossings may be replaced with virtual crossings throughout a classical isotopy sequence resulting in a valid virtual

<sup>1</sup>The  $\Gamma$ -move is sometimes called a “2-move.”

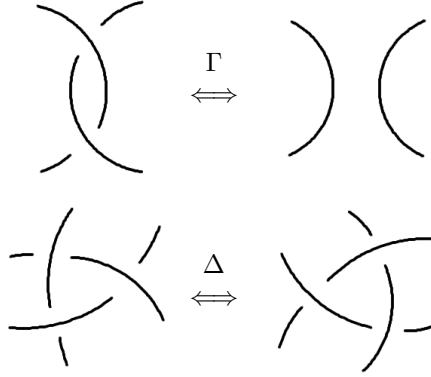


Figure 7: Invalid moves arising in virtual crossing realization.

isotopy sequence.

A classical crossing in a virtual knot diagram is *virtualizable* if the virtual knot diagram obtained by replacing the crossing with a virtual crossing is virtually isotopic to the original diagram. More generally, a set of crossings in a virtual knot diagram is virtualizable if the diagram obtained by replacing each crossing in the set with a virtual crossing is equivalent to the original diagram. Equivalent classical diagrams which differ only by switched virtualizable crossings are *variants*.

A crossing which appears in neither the initial nor the final diagram in a virtual isotopy sequence is *temporary*. Temporary crossings are both introduced and removed during the course of the isotopy, and may be classical or virtual. In a virtual isotopy sequence whose initial and final diagrams contain only classical crossings, every virtual crossing is temporary; of course, such a sequence may also contain classical temporary crossings.

A set of classical crossings in a virtual isotopy sequence is *sequentially virtualizable* if the virtual move sequence obtained by replacing each crossing in the set throughout the sequence with a virtual crossing is valid. A set of crossings is sequentially virtualizable if and only if it satisfies the following two criteria:

- (i) The subset of non-temporary crossings in the set is virtualizable in each end diagram, and
- (ii) No crossing in the set appears in a type III move with two crossings not in the set.

The union of sequentially virtualizable sets of crossings is sequentially virtualizable, hence there is a maximal sequentially virtualizable set. A virtual isotopy sequence is *maximally virtualized* if every crossing in the maximal sequentially virtualizable set has been replaced with a virtual crossing.

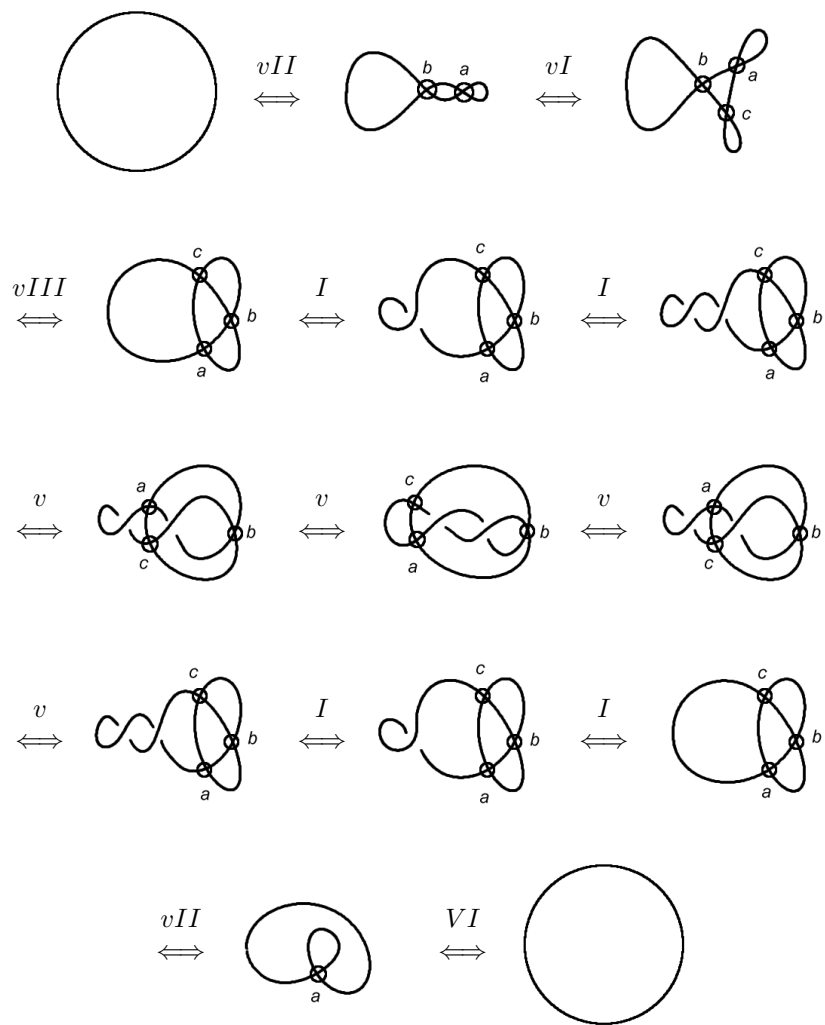


Figure 8: A virtual isotopy sequence which does not admit a virtual crossing realization.

A virtual isotopy sequence which contains virtualizable classical crossings may be viewed as a partially completed virtual crossing realization problem. Such a sequence is “correctly” partially completed in the sense that no invalid moves have yet been introduced by the choice of realization for the virtualizable crossings; however, a virtual isotopy sequence like the one in 8 with virtualizable classical crossings which does not admit a virtual crossing realization might admit one if we are allowed to change the virtualizable classical crossings, which is equivalent to first virtualizing the sequentially virtualizable crossings in the sequence.

It is necessary to permit changing crossing type for virtualizable crossings present in the end diagrams, otherwise we may create a sequence with no valid virtual crossing realization from a sequence with a valid realization by making an incorrect realization for one set of crossings and then truncating the sequence. Indeed, the sequence in 8 is exactly this kind of sequence.

**Conjecture 1** *Every maximally virtualized virtual isotopy sequence with classical initial and final diagrams admits a valid virtual crossing realization.*

Note that a maximally virtualized sequence with classical end diagrams has no virtualizable non-temporary crossings.

## 5 *ir* classes

Let  $X$  be the set of temporary crossings in a virtual isotopy sequence which starts and ends with realizable classical diagrams. For each  $x \in X$ , define  $i(x) = x$  if  $x$  is introduced in a type I or vI move; otherwise,  $x$  is introduced in a type II or vII with another crossing  $y$ , in which case set  $i(x) = y$ . Similarly, define  $r(x) = x$  if  $x$  is removed in a type I or vI move; otherwise,  $x$  is removed in a type II or vII with another crossing  $y$ , in which case set  $r(x) = y$ . We then have involutions  $i : X \rightarrow X$  and  $r : X \rightarrow X$  taking each temporary crossing  $x \in X$  to its *introduction partner*  $i(x)$  and each crossing  $x \in X$  to its *removal partner*  $r(x)$ . Both  $i$  and  $r$  are injective. For any  $x \in X$ , we may have  $i(x) = r(x)$  or  $i(x) \neq r(x)$ . Reversing the order of steps in the isotopy sequence interchanges  $i$  and  $r$ .

The equivalence classes of temporary crossings under the equivalence relation generated by the relations  $x \sim i(x)$  and  $x \sim r(x)$  are *ir classes*. The set of *ir* classes forms a partition on the set  $X$  of temporary crossings in a virtual isotopy sequence. We can represent an *ir* class graphically with an *ir diagram* as follows: an *ir* diagram is a graph with a vertex for each crossing in the *ir* class, an edge labelled  $i$  joining  $x$  to  $i(x)$  and an edge labelled  $r$  joining  $x$  and  $r(x)$  for each crossing  $x$  in the *ir* class.

**Proposition 1** *Temporary classical crossings may be virtualized to obtain a valid virtual isotopy sequence only by virtualizing complete *ir* classes. A set of *ir* classes is virtualizable together only if no crossing in the set appears in a type III move with two non-virtualizable crossings not in the set. In particular, an*

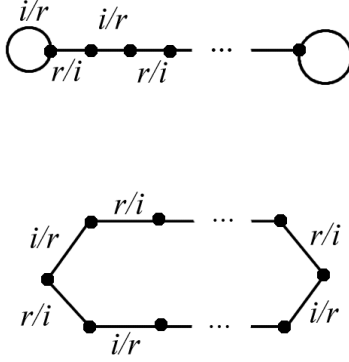


Figure 9:  $ir$  class diagrams.

*ir* class is virtualizable alone only if no crossing in the class appears in a type III or move with two non-virtualizable crossings not in the class.

**Proof.** Virtualizing  $x$  but not  $i(x) \neq x$  (or  $r(x) \neq x$ ) results in an invalid pseudo-II move with one classical and one virtual crossing. If any crossing in the set of  $ir$  classes appears in a type III move with two classical crossings not in the set, virtualizing that crossing will change the III move into an invalid move, either one of the two forbidden moves  $F_t$  or  $F_h$  of figure 3 or an invalid move equivalent to one of the two forbidden move sequences  $F_o$  or  $F_s$  in [7].

Virtualizing a complete  $ir$  class of temporary classical crossings changes the type I and II moves to valid vI and vII moves, and the condition that no crossing in the set of  $ir$  classes being virtualized appears in a type III move with two crossings not in the set implies that each type III move is virtualized to either a valid type v move or a valid type vIII move.  $\square$

**Remark 1** *Though our interest in classical crossing virtualization is motivated by conjecture 1, it may occasionally be desirable to reduce the number of crossings needed in Gauss diagram isotopy sequences; a maximally virtualized isotopy sequence has the minimal number of classical crossings among virtual isotopy sequences with the specified underlying graph sequence.*

Hence, to obtain valid moves the real unit of temporary crossing virtualization is the  $ir$  class, not the individual crossing. As we shall see, the same is true for virtual crossing realization.

**Proposition 2** *An  $ir$  class has either*

- (i)  $i(x) = x = r(x)$  or

- (ii)  $i(x) = x$ ,  $r(y) = y$  for a unique  $x$  and  $y$ ,  $x \neq y$ , or
- (iii)  $i(x) \neq x$  and  $r(x) \neq x$  for all  $x$  in the class.

The  $ir$  diagram of (i) is a single vertex with two loops, one labeled  $i$  and one labeled  $r$ . The diagram of (ii) is a sequence of vertices connected by single edges with a loop at each end. The diagram of (iii) is a closed loop with an even number of edges and an even number of vertices.

**Proof.** The maps  $i$  and  $r$  are injective, so every vertex meets one  $i$  edge and one  $r$  edge. If  $i(x) = x$  or  $r(x) = x$  for a vertex  $x$ , the  $ir$  diagram has a loop at  $x$ ; the other edge at  $x$  can be another loop or it can connect to another vertex. This next vertex can either have a loop or connect to another new vertex, but it cannot connect back to a previous vertex since each vertex already listed in the diagram meets both an  $i$  and  $r$  edge. After some number of steps, we reach the vertex representing the final crossing in the  $ir$  class, which must meet a loop.

If an  $ir$  class has no crossing with  $i(x) = x$  or  $r(x) = x$ , then the graph is a closed loop since every vertex meets one  $i$  and one  $r$  edge. Thus the number of vertices in the  $ir$  diagram equals the number of edges; this number is even since the number of  $i$  edges equals the number of  $r$  edges.  $\square$

**Corollary 1** *An  $ir$  class with an odd number  $n \geq 3$  of crossings must have two crossings introduced or removed in type I moves.*

**Proposition 3** *Each virtual  $ir$  class admits two realizations without  $\Gamma$ -moves.*

**Proof.** In a  $\Gamma$  move, the crossings have the same sign, while in both the direct and reverse II moves, the crossing pairs have opposite signs. Thus, if we assign alternating signs to distinct crossings connected by edges in a virtual  $ir$  class diagram, the resulting virtual crossing realization contains no  $\Gamma$  moves between crossings in that  $ir$  class. For both types of  $ir$  class diagram, we can make alternating sign assignments consistently. If  $i(x) = x$  is assigned  $\epsilon = \pm 1$ , then  $r(x)$  is assigned  $-\epsilon$ , and  $i(r(x))$  gets  $(-1)^2\epsilon = \epsilon$ , etc., until we reach the other end of the  $ir$  class diagram. In a closed loop  $ir$  class diagram with  $2k$  vertices, choose a starting vertex  $x$  and assign it  $\epsilon$ , then assign  $-\epsilon$  to  $i(x)$ ,  $(-1)^2\epsilon = \epsilon$  to  $r(i(x))$  and continue around the loop, until  $x$  gets assigned  $(-1)^{2k}\epsilon = \epsilon$  and the assignment is consistent.

A choice of sign for one crossing in an  $ir$  class determines the signs for the whole class; thus for each  $ir$  class there are two alternating assignments of signs, and hence two virtual crossing realizations which do not contain  $\Gamma$  moves within the  $ir$  class.  $\square$

**Corollary 2** *If a virtual isotopy sequence has  $n$  virtual  $ir$  classes and  $m$  sequentially virtually realizable non-temporary crossings, there are at least  $2^n$  virtual crossing realizations which do not contain  $\Gamma$  moves.*

A virtual crossing realization obtained in this way is an *ir class realization*. Thus, if we can find a way to count the number of ways *ir* class realizations can result in  $\Delta$  moves, we can see how many virtual crossing realizations a virtual isotopy sequence admits, if any.

**Remark 2** *We can now see why the virtual isotopy sequence in figure 8 has no valid virtual crossing realization: it has only one ir-class, and hence only two of the eight virtual crossing realizations are free of  $\Gamma$  moves. Inspection reveals that both of these realizations make the edge connecting crossing *a* and crossing *c* alternating; either choice then makes one of the two following  $v$  moves a  $\Delta$ . Note that both classical crossings in this sequence are virtualizable, so it does not contradict conjecture 1.*

## 6 Generalized arcs

In this section we fix a virtual isotopy sequence with a choice of virtual crossing realization and consider when the realized sequence includes  $\Delta$  moves.

To consider the question of when  $\Delta$  moves arise, we need to characterize  $\Delta$  moves in terms of some feature of the diagram which persists throughout the sequence. Unlike  $\Gamma$  moves,  $\Delta$  moves have no distinguishing pattern in crossing signs; indeed,  $\Delta$  moves differ from valid III moves only in that all three edges pictured in the move are alternating in a  $\Delta$  move, whereas a III move has two non-alternating edges and one alternating edge. Edges, unlike crossings, do not persist throughout a virtual isotopy sequence; each Reidemeister move alters edges.

Define a *generalized arc* to be a segment of the circle in a Gauss diagram (or its image in a virtual knot diagram) running from one crossing point preimage (arrowhead or tail) to another, and define the *length* of a generalized arc to be the number of crossing point preimages between the endpoints. Thus, an edge is a generalized arc of length zero, while a generalized arc with endpoints at undercrossings and only overcrossing points between is an arc in the usual sense. A generalized arc is *alternating* if one endpoint is an arrowhead and the other an arrowtail; a generalized arc joining two arrowheads or two arrowtails is *non-alternating*. A generalized arc whose endpoints are contained inside another generalized arc is a *sub-arc*.

A pair of endpoints specifies two generalized arcs, the union of which forms the circle of the Gauss diagram. We can distinguish one from the other either by orientation or by noting which of the two contains a chosen base point. Since type III moves reverse the orientation of the edges pictured in the move, we will identify generalized arcs by specifying a pair of endpoints and whether the generalized arc contains a chosen base point, ignoring orientation. With this definition, generalized arcs are persistent features of Gauss diagrams through a virtual isotopy sequence. Further, generalized arcs permit a characterization of  $\Delta$  moves, namely: a  $\Delta$ -move has three alternating zero-length generalized arcs with endpoints connected by arrows.

Generalized arcs are introduced and removed with the crossings which form their endpoints. Over the course of a virtual isotopy sequence, a generalized arc will typically increase and decrease in length as other strands cross it. Say a generalized arc is *proper* if it meets the crossings represented by its endpoints only at the endpoints. A pair of crossings divides a link component into four proper generalized arcs; every edge is a proper generalized arc.

We may divide type v and vIII moves into *intra-class* and *inter-class* moves; an intra-class move involves only crossings from the same *ir* class, while an inter-class move involves crossings from two or three distinct *ir* classes. Thus, for a  $\Delta$ -move to arise from an intra-class v or vIII move, an alternating generalized arc running from one crossing in the class to another must either start as an edge or decrease in length to zero to become one of the edges in the move.

Call the proper generalized arcs introduced or removed as edges in a vII move *original*. If an edge in an intra-class v or vIII move is original, realizing *ir* classes makes the move a valid type III move since realizing *ir* classes realizes original edges as non-alternating generalized arcs, and a  $\Delta$  move has all three edges alternating. Of course, *ir* pairs may be connected in a move by non-original edges, and an intra-class move need not contain an *ir* pair. While both *ir* class realizations of the sequence in figure 8 contain intra-class v moves realized as  $\Delta$ , this author has failed to find an example of an intra-class type vIII which is realized as a  $\Delta$  in an *ir*-class realization, suggesting conjecture 2.

**Conjecture 2** *Realizing *ir* classes realizes intra-class vIII moves as valid III moves.*

A counterexample to conjecture 2 would also be a counterexample to conjecture 1. An intra-class vIII move has all three crossings in the same class, so if one class realization makes the move a  $\Delta$ , so does the other. Hence, if conjecture 2 is false, there is an *ir* class which cannot be realized without either a  $\Delta$  or  $\Gamma$  move, and any virtual isotopy sequence containing this *ir* class cannot be realized.

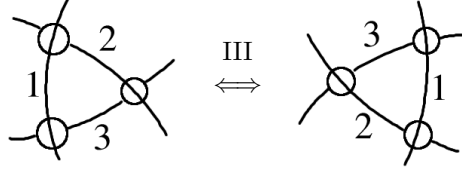
## 7 Virtually descending diagrams

In this section,  $K$  is a virtual knot diagram, i.e., a single-component virtual link diagram. A virtual crossing realization of  $K$  is *virtually descending* with respect to a chosen base point and orientation if, starting at the base point and following the orientation, we encounter each realized virtual crossing first as an overcrossing.

**Proposition 4** *If the base point is fixed by a type III move and  $K$  is virtually descending before the move,  $K$  is virtually descending after the move.*

**Proof.** The base point is fixed by the move provided the base point lies outside the part of the diagram pictured in the move. Consider a realized vIII move. For  $K$  to be virtually descending, the strands must be encountered in the order

listed in the picture below. Inspection shows that the diagrams are virtually descending both before and after the move.



The other cases are similar.  $\square$

This observation suggests a strategy for choosing virtual crossing realizations, namely find a base point fixed by all  $v$ ,  $vII$  and  $vIII$  moves, then realize the crossings to make the diagram virtually descending. Proposition 5 shows that this strategy is compatible with our previous work.

**Proposition 5** *If a virtual isotopy sequence fixes a base point, realizing the virtual crossings to make  $K$  virtually descending at each step in the sequence realizes the  $ir$  class.*

**Proof.** Choose an orientation and realize the crossings at each step to keep  $K$  virtually descending at each move. Since the sequence of moves fixes the base point, every edge joining  $i$  or  $r$  pairs in a  $vII$  move is made non-alternating; otherwise, the base point lies on one of the edges, contrary to our assumption. Given such a base point, the two choices of orientation agree with the two choices of virtual crossing realization from proposition 2.  $\square$

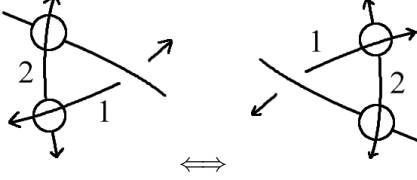
**Proposition 6** *If a  $K$  is virtually descending before a realized type  $vIII$  move with respect to a base point fixed by the move, the move is realized as a valid  $III$  move.*

**Proof.** If  $K$  is virtually descending, then the first strand encountered in the move meets both realized crossings going over, hence the edge connecting them is non-alternating and the move is valid.  $\square$

**Proposition 7** *If  $K$  is virtually descending before a type  $v$  move with respect to a base point fixed by the move, the move is realized as a  $\Delta$  move only if and only if the classical undercrossing is encountered before the second virtual crossing.*

**Proof.** A virtually descending diagram in which both virtual crossings are encountered before the classical crossing has both virtual overcrossings adjacent and hence the move is not a  $\Delta$ . A virtually descending diagram in which the classical overcrossing is encountered before the undercrossing has a virtual under and classical under adjacent, and hence the move is not a  $\Delta$ . Thus, for a virtually descending diagram to have a  $\Delta$  move available, it must encounter the crossings

in the order illustrated, namely, classical undercrossing before the second virtual crossing.



Conversely, one checks that the situation illustrated is indeed a  $\Delta$  move.  $\square$

**Proposition 8** *If a virtual isotopy sequence fixes a base point such that the overcrossing is always encountered before the undercrossing for all classical crossings involved in type v moves for a choice of orientation of the knot, the virtual isotopy sequence admits a valid virtual crossing realization.*

**Proof.** Realize all virtual crossings to make the diagram virtually descending with respect to the given base point and orientation. By proposition 5, the sequence is free from  $\Gamma$  moves. The first possible  $\Delta$  move is either of type v or vIII; if the former, proposition 7 implies the move is realized as a valid type III move, while if the latter, proposition 6 yields the same conclusion. Then proposition 4 implies that the next diagram is virtually descending; then the next v or vIII move is also a valid III move, and we repeat until we reach the final diagram.  $\square$

**Remark 3** *The proof of proposition 8 relies on the fact that the entire diagram is virtually descending at every step. Thus, an attempt to apply this method to individual ir classes to prove conjecture 2, e.g., finding possibly distinct base points and orientations for each ir class, fails.*

## 8 Knotted surfaces

A 2-knot is a compact surface embedded in  $\mathbb{R}^4$ . A 2-knot diagram is a compact surface  $M$  immersed in  $\mathbb{R}^3$  with singular set enhanced with crossing information. Let  $P : M \rightarrow \mathbb{R}^3$  denote the immersion map. As with 1-knots, at a crossing curve we indicate which sheet goes over by drawing the undercrossing sheet “broken.” The preimage of the singular set is a set of closed curves and arcs in  $M$ , called the *double decker curves*; the arcs end at *branch points*. The double decker curves are divided into *upper decker curves* on the upper sheet at each crossing and *lower decker curves* on the lower sheet, analogous to the upper and lower crossing point preimages in an ordinary 1-knot. Each double point curve is the image of an upper decker curve and a lower decker curve.

If we take a 2-dimensional slice of a 2-knot diagram in  $\mathbb{R}^3$  by intersecting the 2-knot diagram with a plane in general position (that is, missing any triple points), we obtain an ordinary link diagram; conversely, if we stack the knots in an isotopy sequence, letting the knot sweep out a broken surface diagram

in  $\mathbb{R}^3$ , we obtain a portion of a 2-knot diagram connecting the initial and final diagrams.<sup>2</sup> Triple points in the 2-knot diagram correspond to Reidemeister III moves. Call the direction normal to the planes of the knot diagrams *vertical* and the planes *horizontal*. Note that taking horizontal slices of an arbitrary 2-knot diagram does not typically yield an isotopy sequence since local extrema in the vertical direction result in differing numbers of components of the link diagrams represented by horizontal slices.

Representing virtual crossings as undecorated self-intersections, a virtual isotopy sequence sweeps out an immersed broken surface diagram in  $\mathbb{R}^3$  with singular set divided into classical (crossing information specified) and virtual (no crossing information specified) parts. Conversely, an immersed surface diagram joining two end diagrams represents a virtual isotopy sequence only if it has no local extrema in the vertical direction.

Conjecture 1 then says that if an immersed broken surface diagram arises from a maximally virtualized virtual isotopy sequence with only classical crossings at both ends, we can “lift” the surface, that is, choose crossing information along the undecorated singular set which makes the immersed surface a portion of an ordinary 2-knot diagram. In particular, a counterexample to conjecture 1 would correspond to an immersed surface  $\Sigma$  satisfying the following conditions:

- (i)  $\Sigma$  has no local extrema in the vertical direction,
- (ii) both ends of  $\Sigma$  are maximally virtualized diagrams,
- (iii) all decker curves reaching virtualized crossings in the end diagrams are undecorated, and
- (iv) all decker curves not reaching both ends and meeting at most one decorated curve are undecorated

which does not lift to a 2-knot diagram. Examples of unliftable immersed surfaces are known (see [1] for some examples), but the conditions for an unliftable surface to contradict conjecture 1 are rather restrictive, and the author is not aware of any.

Each undecorated double curve corresponds to a virtual *ir*-class. Note that double-point curves may have maxima and minima while the surface  $M$  does not. Then each portion of a double point curve joining a maximum or minimum on the curve (including endpoints) is the trajectory of a virtual crossing, and two portions of a curve meeting at a maximum or minimum correspond to *i* or *r* partners. Indeed, this observation provides another proof of proposition 2.

Theorem 4.6 of [1] says that an immersed surface is liftable if and only if its decker set is colorable, that is, if and only if we can label half of the preimages of the singular curves  $A$  and half  $B$  so that every singular curve is the image of one  $A$  curve and one  $B$  curve and at every triple point the preimage in  $M$  consists of three intersections of decker curves, one involving two  $A$  curves, one involving two  $B$  curves, and one involving one  $A$  and one  $B$ .

---

<sup>2</sup>More precisely, we have a virtual link concordance connecting the virtual link diagrams.

To prove conjecture 1 it would suffice to show that every immersed surface digram meeting the conditions (i)-(iv) above admits a coloring compatible with the crossing information specified for any other classical decker curves the virtual decker curves intersect in triple points.

A curve in an immersed broken surface diagram  $M$  with no local extrema and no virtual double curves at the ends connecting the top and bottom diagrams which misses the double point set defines a base point fixed by the moves in the virtual isotopy sequence; call such a curve a *base curve*.

If  $M$  is connected, then the vertical slices which miss triple points are virtual knot diagrams; hence, if there is a base curve and a choice of direction of travel around the diagrams start at the base point such that the preimage of every horizontal slice of  $P(M)$  meets the upper decker curve of each classical double curve intersecting two virtual curves at a triple point before the lower decker curve, then proposition 8 says that the surface is liftable.

## 9 Knots in surfaces

In [2], virtual knots are shown to be equivalent to knots in thickened surfaces with a stabilization operation consisting of adding handles to or removing handles from the surface. This corresponds to the intuitive concept of virtual knot diagrams as nonplanar knot diagrams; virtual crossings arise as the result of squashing handles into the plane when we draw virtual knot diagrams.

In [5], it is shown that every stable equivalence class of links in thickened surfaces has a unique irreducible representative; that is, given a link  $L$  in a thickened surface  $S \times I$ , any two sequences of destabilization moves resulting in irreducible surfaces yield homeomorphic  $(S \times I, L)$  pairs. In particular, any sequence of Reidemeister moves and stabilization moves which starts and ends with genus zero, i.e. classical, diagrams result in equivalent diagrams.

An embedding of a thickened surface containing a link into  $\mathbb{R}^3$  is a virtual crossing realization as the choice of embedding for the surface includes a choice of over/under for each handle. Stabilization moves in an embedded surface in  $\mathbb{R}^3$  can result in virtualizing virtualizable crossings, while destabilizations can result in realization of virtual crossings.

Since stabilization moves take place in an abstract non-embedded thickened surface and may involve Dehn twists, a sequence of Reidemeister moves and stabilization moves on an abstract surface may not necessarily equate to an isotopy sequence in  $\mathbb{R}^3$ . Conjecture 1 is equivalent to the statement that every sequence of links in thickened surfaces related by Reidemeister and stabilization moves may be realized as a sequence of isotopies and stabilizations of a surface explicitly embedded in  $\mathbb{R}^3$ .

## References

- [1] J. S. Carter and M. Saito, *Knotted surfaces and their diagrams*. Mathematical Surveys and Monographs 55, American Mathematical Society (1998)
- [2] J. S. Carter, S. Kamada and M. Saito, Stable Equivalence of Knots on Surfaces and Virtual Knot Cobordisms. arXiv.org: math.GT/0008118
- [3] M. Goussarov, M. Polyak and O. Viro, Finite-type invariants of classical and virtual knots. *Topology* 39 (2000) 1045-1068
- [4] L. Kauffman, Virtual Knot Theory, *Europ. J. Combinatorics* 20 (1999) 663-690
- [5] G. Kuperberg, What is a virtual link?, arXiv.org: math.GT/0208039
- [6] H. Murakami and Y. Nakanishi, On a certain move generating link-homology, *Math. Ann.* 284 (1989) 75-89
- [7] S. Nelson, Unknotting virtual knots via Gauss diagram forbidden moves, *J. Knot Theory Ramifications* 10 (2001) 931-935

