

Beneath-and-Beyond Revisited

Michael Joswig^{*}

Technische Universität Berlin, Institut für Mathematik, MA 6-2
 Straße des 17. Juni 136, 10623 Berlin, Germany
 joswig@math.tu-berlin.de, <http://www.math.tu-berlin.de/~joswig>

Abstract. It is shown how the Beneath-and-Beyond algorithm can be used to yield another proof of the equivalence of V- and H-representations of convex polytopes. In this sense this paper serves as the sketch of an introduction to polytope theory with a focus on algorithmic aspects. Moreover, computational results are presented to compare Beneath-and-Beyond to other convex hull implementations.

1 Introduction

One of the most prominent algorithmic problems in computational geometry is the convex hull problem: Given a finite set of points $S \in \mathbb{R}^d$, compute the facets (for instance, in terms of their normal vectors) of the convex hull $\text{conv } S$. To the non-expert it may come as a surprise that fundamental questions concerning the complexity of this problem are still unsettled. Numerous methods have been invented through the last three decades. However, the performance of each known algorithm heavily depends on specific combinatorial properties of the input polytope $\text{conv } S$. Our current knowledge can largely be summarized by three statements: For many algorithms there is a class of polytopes for which the given algorithm performs well. For all known algorithms there is a class of polytopes for which the given algorithm performs badly. There are classes of polytopes for which all known algorithms perform badly.

For a comprehensive survey on convex hull algorithms we refer the reader to the paper [3] by Avis, Bremner, and Seidel.

The Beneath-and-Beyond algorithm is among the most natural methods for convex hull computation. It is treated thoroughly in many text books, see, for instance, Grünbaum [19, 5.2] and Edelsbrunner [9, Section 8.4]. The purpose of this paper is twofold: Firstly, we want to sketch how this particular algorithm can be used to give yet another proof of the “Main theorem for polytopes”, see Ziegler [30, Theorem 1.1], which says that the convex hull of finitely many points is exactly the same as a bounded intersection of finitely many affine halfspaces. Previously known proofs are based on Fourier-Motzkin elimination, as in Grötschel [18, Kapitel 3] and Ziegler [30], on the

^{*} Supported by Deutsche Forschungsgemeinschaft, Sonderforschungsbereich 288 “Differentialgeometrie und Quantenphysik” and Forschungszentrum “Mathematik für Schlüsseltechnologien.”

simplex method for linear optimization, see Schrijver [28, Chapter 7], or non-algorithmic, as in Grünbaum [19, 3.1.1] or Matoušek [25, Theorem 5.2.2]. Our strategy for a proof of the “Main theorem for polytopes” via the Beneath-and-Beyond algorithm could be phrased as: Prove everything directly for simplices and then inductively use triangulations to extend the results to arbitrary polytopes. Secondly, we give a brief description of the implementation of the Beneath-and-Beyond algorithm in `polymake` [14–16]. The paper closes with a survey of computational results of Beneath-and-Beyond in comparison with Fourier-Motzkin elimination (or, dually, the double description method), implemented by Fukuda [12], and reverse search, implemented by Avis [2]. This complements the computational results in [3].

I am indebted to Thilo Schröder who helped to obtain the timing data in Section 5. Thanks to Volker Kaibel, Marc E. Pfetsch, and Günter M. Ziegler for their comments and many helpful discussions. And, finally, thanks to Ewgenij Gawrilow for co-authoring `polymake` and his unfailing technical advice. The polytope images were produced with `JavaView` [27] and `polymake`.

2 Definitions, an Algorithm, and a Classical Theorem

A subset S of the Euclidean space \mathbb{R}^d is *convex* if for any two points $x, y \in S$ the line segment $[x, y] = \{\lambda x + (1 - \lambda)y \mid 0 \leq \lambda \leq 1\}$ between x and y is contained in S . We define the *convex hull* of S , which is denoted by $\text{conv}(S)$, as the smallest convex set containing S . It is easy to see that, equivalently,

$$\text{conv}(S) = \left\{ \sum_{i=1}^n \lambda_i x_i \mid x_i \in S, \lambda_i \geq 0, \sum_{j=1}^n \lambda_j = 1 \right\}. \quad (1)$$

For the purpose of this paper the key objects are (*convex*) *polytopes*, that is, the convex hulls of finite point sets in \mathbb{R}^d .

An affine hyperplane H defines two (closed) affine halfspaces H^+ and H^- with $H^+ \cup H^- = \mathbb{R}^d$ and $H^+ \cap H^- = H$. Let $S \subset \mathbb{R}^d$ be any set. A hyperplane H with $H^+ \cap S \neq \emptyset$ and $H^- \cap S \neq \emptyset$ is said to *separate* S . A hyperplane H *supports* the set S if H intersects S non-trivially and if, moreover, either $S \subset H^+$ or $S \subset H^-$. We will always assume that $S \subset H^+$, that is, if H supports S we consider H to be *positively oriented* toward S .

The *dimension* of any set $S \subset \mathbb{R}^d$ is defined as the dimension of its affine span $\text{aff}(S)$; it is denoted by $\dim S$.

Throughout the following let $X \subset \mathbb{R}^d$ be finite. A *proper face* of the polytope $P = \text{conv}(X)$ is the intersection of P with a supporting hyperplane which does not contain P . Note that this last condition is superfluous in the case where $\dim P = d$, that is, $\text{aff}(P) = \mathbb{R}^d$. Occasionally, the empty set and the set P are also considered as (non-proper) faces of P . Some types of faces of a polytope will play particularly important roles in our investigations: the

faces of dimensions 0, 1, $d - 2$, and $d - 1$, are called *vertices*, *edges*, *ridges*, and *facets*, respectively.

A point $x \in S \subseteq \mathbb{R}^d$ is a *relatively interior point* of S if there is a small $\dim S$ -dimensional ball around x which is contained in S . The *boundary* of S is the complement of the relative interior of S in S ; it is denoted by $\text{bnd}(S)$.

For each facet F of a polytope P one can choose a *facet defining* affine halfspace F^+ whose boundary hyperplane supports P in F . A *complete* set of facet defining halfspaces contains exactly one such halfspace for each facet. If $\dim P = d$ then this choice is unique.

In the following we abbreviate “ d -dimensional polytope” and “ k -dimensional face” by “ d -polytope” and “ k -face”, respectively. The number of k -faces of a polytope P is denoted as $f_k(P)$. The sequence $(f_0(P), \dots, f_{d-1}(P))$ is called the *f-vector* of the d -polytope P .

Consider $n+1$ affinely independent points $x_1, \dots, x_{n+1} \in \mathbb{R}^d$. Their convex hull is an n -simplex. A direct computation yields the following result.

Proposition 1 *The k -faces of any n -simplex $\Delta_n = \text{conv}(x_1, \dots, x_{n+1})$ are precisely the convex hulls of all $k+1$ element subsets of $\{x_1, \dots, x_{n+1}\}$. In particular, the proper k -faces are k -simplices and $f_k(\Delta_n) = \binom{n+1}{k+1}$. Moreover, each n -simplex in \mathbb{R}^n is the intersection of its $n+1$ facet defining halfspaces, and the boundary of a simplex is the union of its facets.*

Observe that

$$\left\{ \lambda \in \mathbb{R}^n \mid \lambda_i \geq 0, \sum \lambda_i = 1 \right\}$$

is an $(n-1)$ -dimensional simplex. Hence the Equation (1) implies that each polytope is the linear projection of a high-dimensional simplex.

A (*geometric*) *simplicial complex* is a finite collection \mathcal{T} of simplices in \mathbb{R}^d with the following two properties:

- a. Each proper face of a simplex in \mathcal{T} is also contained in \mathcal{T} .
- b. The intersection of any two simplices $\Delta, \Delta' \in \mathcal{T}$ is a (possibly empty) face of both, Δ and Δ' .

A simplicial complex \mathcal{T} is a *triangulation* of a set $S \subset \mathbb{R}^d$ if the union of all simplices in \mathcal{T} is S . The k -dimensional elements of a simplicial complex \mathcal{T} again are called *k-faces* of \mathcal{T} . A trivial example: Any simplex (together with its collection of faces) is a triangulation of itself.

Throughout the following we will assume that simplicial complexes (and triangulations) are *pure*, that is, all (with respect to inclusion) maximal faces have the same dimension.

Usually, it is more convenient to assume that a given polytope $P = \text{conv}(X)$ affinely spans its ambient space \mathbb{R}^d . This is justified — also in an algorithmic setting — due to the following reasoning. By performing Gaussian elimination we can determine the dimension $\dim P = \dim X$, and we can even select an affine basis of the span of X . Moreover, for instance by omitting redundant coordinates, we can project X affinely isomorphic to a linear

subspace L of \mathbb{R}^d with $\dim L = \dim X$. A triangulation of the projection of P can directly be lifted back to $P \subset \mathbb{R}^d$. Similarly for facet defining halfspaces.

Lemma 2 *Let \mathcal{T} be any triangulation of a d -polytope $P \subset \mathbb{R}^d$. Then the following holds.*

- a. *For each face F of P the set $\mathcal{T}(F) = \{ \Delta \in \mathcal{T} \mid \Delta \subseteq F \}$ is a triangulation of F .*
- b. *For each $(d-1)$ -face Δ of \mathcal{T} contained in the boundary of P there is a unique facet of P which contains Δ .*

Proof. Let H be a hyperplane which supports P such that the intersection $H \cap P$ is the face F . We have to show that for each point $x \in F$ there is a face $\Delta \in \mathcal{T}$ with $x \in \Delta$ and $\Delta \subseteq F$. For each face of \mathcal{T} the intersection with H is again a face of \mathcal{T} . But, \mathcal{T} covers P , that is, some face of \mathcal{T} contains x . Its intersection with H is the desired face Δ . This proves the first statement.

Now let $\Delta \in \mathcal{T}$ be a $(d-1)$ -face in $\text{bnd}(P)$. Since \mathcal{T} is pure, there exists a d -face $\Delta' \in \mathcal{T}$ with the property that Δ is a facet of the d -simplex Δ' . Therefore, there is a hyperplane H with $H^+ \supset \Delta'$ and $H \cap \Delta' = \Delta$. Choose a point y in the relative interior of Δ . Suppose that H separates P , that is, there is a point $x \in H^- \cap P$. Observe that $\Delta'' = \text{conv}(\Delta, x)$ is a d -simplex, which is contained in P since P is convex. Now $\Delta' \cup \Delta''$ is a d -dimensional ball which contains y in its interior. This contradicts $y \in \text{bnd}(P)$, and thus H defines a facet of P .

A direct consequence of the preceding lemma is the correctness of the Algorithm A below, which computes the complete set of facet defining halfspaces of a polytope from a given triangulation.

Algorithm A: Extracting the facets of a polytope from a triangulation.

Input : triangulation \mathcal{T} of $P = \text{conv}(X)$
Output: complete set of facet defining halfspaces of P

$\mathcal{F} \leftarrow \emptyset$
foreach $(d-1)$ -face $\Delta \in \mathcal{T}$ **do**
 if $\text{aff}(\Delta)$ *does not separate* X **then**
 $\mathcal{F} \leftarrow \mathcal{F} \cup \{ \text{aff}(\Delta)^+ \}$
return \mathcal{F}

Now we are ready to prove the main result of this section: Each polytope is a bounded intersection of finitely many affine halfspaces. Observe that the actual statement of the theorem is, in fact, much stronger. This is necessary to allow for an easy inductive proof.

Theorem 3 *Let $P = \text{conv}(X)$ be a polytope and \mathcal{F} a complete set of facet defining affine halfspaces. Then the following holds.*

- a. *There is a triangulation \mathcal{T} of P such that the vertices of \mathcal{T} are precisely the points in X .*
- b. *The polytope P is the intersection of $\text{aff}(P)$ with the intersection of all halfspaces in \mathcal{F} .*
- c. *The boundary of P is the union of its facets.*

Proof. We give a constructive proof. More precisely, starting from the finite set X , we construct \mathcal{T} and \mathcal{F} with the desired properties. As pointed out above we can assume that P is full-dimensional.

For the rest of the proof we fix an arbitrary ordering of the set $X = \{x_1, \dots, x_n\}$ such that the first $d+1$ points x_1, \dots, x_{d+1} are affinely independent. This ordering gives us a sequence of d -polytopes $P_k = \text{conv}\{x_1, \dots, x_k\}$ for $k \in \{d+1, \dots, n\}$. We have $P_{k+1} = \text{conv}(P_k, x_{k+1})$ and we proceed by induction on k .

Since x_1, \dots, x_{d+1} are affinely independent, their convex hull P_{d+1} is a simplex. The vertices x_1, \dots, x_{d+1} of P_{d+1} clearly are the vertices of the trivial triangulation of P_{d+1} by itself. The facet defining halfspaces \mathcal{F}_{d+1} of P_{d+1} are given by Proposition 1. And we have that $\bigcap \mathcal{F}_{d+1} = P_{d+1}$ and P_{d+1} is the union of its facets.

For the inductive step suppose that we have a triangulation \mathcal{T}_k and the facet defining halfspaces \mathcal{F}_k of P_k . We construct a triangulation \mathcal{T}_{k+1} by using Algorithm B below, where we let $P = P_k$ and $x = x_{k+1}$. It is clear that this yields a simplicial complex, but we have to prove that $\bigcup \mathcal{T}_{k+1}$ is P_{k+1} . Without loss of generality $x_{k+1} \notin P_k$, otherwise $P_{k+1} = P_k$ and the algorithm does not change the triangulation.

The induction hypothesis provides us with a facet F of P_k which is violated by x_{k+1} . By Lemma 2a we have a $(d-1)$ -face Δ of \mathcal{T}_k which is contained in F , and $\text{conv}(\Delta, x_{k+1}) \in \mathcal{T}_{k+1}$. Further, consider some point $x \in P_k$. By compactness, the line segment $[x, x_k]$ meets the boundary of P_k in a point. Due to compactness the line segment $[x, x_{k+1}]$ meets the boundary in a (not necessarily unique) point y . Again by induction, $\text{bnd}(P_k)$ is the union of its facets, so y is contained in some facet of P_k and therefore also in some $(d-1)$ -face of \mathcal{T}_k . We obtain

$$P_{k+1} = \bigcup_{x \in P_k} \text{conv}\{x, x_{k+1}\}$$

and hence \mathcal{T}_{k+1} is a triangulation of P_{k+1} .

Now the Algorithm A can be used to determine the complete set \mathcal{F}_{k+1} of facet defining halfspaces of P_{k+1} . It is clear that $P_{k+1} \subseteq \bigcap \mathcal{F}_{k+1}$. For the reverse inclusion suppose that z is a point in $\bigcap \mathcal{F}_{k+1} \setminus P_{k+1}$. By repeating the same argument as before we obtain a $(d-1)$ -face $\Delta \in \mathcal{T}_{k+1}$ in $\text{bnd}(P_{k+1})$

such that $\text{aff}(\Delta)$ is a hyperplane which intersects P_{k+1} in a facet and which separates z from P_{k+1} . This yields the desired contradiction.

Making use of both parts of Lemma 2 allows to conclude that $\text{bnd}(P_{k+1})$ is the union of the facets of P_{k+1} . The theorem is proved.

Algorithm B: Extending a triangulation.

Input : triangulation \mathcal{T} of d -polytope P , facet defining halfspaces \mathcal{F} of P , point x

Output: triangulation of $P' = \text{conv}(P, x)$

$\mathcal{T}' \leftarrow \mathcal{T}$

foreach $F^+ \in \mathcal{F}$ **do**

if $x \notin F^+$ **then**

foreach $(d-1)$ -face $\Delta \in \mathcal{T}$ with $\Delta \subset \text{bnd}(F^+)$ **do**

$\mathcal{T}' \leftarrow \mathcal{T}' \cup \{\text{faces of } \text{conv}(\Delta, x)\}$

return \mathcal{T}'

As a direct application we obtain Caratheodory's Theorem:

Corollary 4 *Let $X \subset \mathbb{R}^d$ be a (full-dimensional) finite set of points and $p \in \text{conv}(X)$. Then there is an affinely independent subset $X' = \{x_0, \dots, x_d\} \subseteq X$ with $p \in \text{conv}(X')$.*

Proof. By Theorem 3 the polytope $\text{conv}(X)$ admits a triangulation \mathcal{T} with vertex set X . For X' choose the set of vertices of any d -simplex in \mathcal{T} which contains p .

This is where we end our algorithmically inspired introduction to polytope theory. Of course, this is not the end of the story. The next step, which then paves the way to the rest of the theory, would be to prove the converse of Theorem 3: Each bounded intersection of finitely many affine halfspaces is a polytope. One classical way of proving this is via the Separation Theorem, see Matoušek [25, Theorem 1.2.4], and duality, see [25, 5.1]. Then Theorem 3 itself can be applied to prove its converse. It is interesting that it is also possible to reverse the order in which one proves these results.

3 Sizes of Triangulations and Algorithm Complexity

One of the major open questions in computational geometry is whether there is a *polynomial total time* convex hull algorithm, that is, an algorithm whose

running time is bounded by a polynomial in the number of vertices *and* facets. It is unreasonable to hope for an algorithm whose running time depends polynomially on the input size only, since there are families of polytopes whose numbers of facets grow exponentially with the number of vertices. For instance, take the d -dimensional cross polytopes

$$\text{conv}\{\pm e_1, \dots, \pm e_d\}$$

with $2d$ vertices and 2^d facets.

In the following we relate the complexity of Beneath-and-Beyond to the size of the triangulations produced. Then we review some explicit constructions of polytopes with large triangulations.

3.1 Complexity Analysis

We want to examine how the Beneath-and-Beyond method fits into the picture: What is its complexity? Rather than delving into technicalities we want to exhibit the geometric core of this question. The very coarse and schematic description of the algorithm in steps A and B overestimates the costs of the Beneath-and-Beyond method. For hints to a more practical approach see the next section.

We begin with Algorithm A, which extracts the facets of a d -polytope P from a triangulation \mathcal{T} . We call the number of d -faces of \mathcal{T} the *size* of \mathcal{T} . If $t = \text{size}(\mathcal{T})$ then \mathcal{T} has at most $(d+1)t$ faces of dimension $d-1$. A facet normal vector can be computed from d affinely independent points contained in the facet by Gaussian elimination, which requires $O(d^3)$ steps. The overall complexity of Algorithm A is then bounded by $O(d^4 nt)$, where n is the number of vertices of P . Now consider Algorithm B: The input is a d -polytope P_k with m_k facets and n_k vertices, a triangulation \mathcal{T}_k with t_k faces of dimension d , and one extra point x_{k+1} . The desired output is a triangulation of $P_{k+1} = \text{conv}(P_k, x_{k+1})$, which can be computed by evaluating $O(dm_k t_k)$ scalar products since each d -simplex of \mathcal{T}_k contains exactly $d+1$ simplices of dimension $d-1$; this gives a total of $O(d^2 m_k t_k)$ arithmetic operations. Summing up we obtain an upper bound for the complexity of a single Beneath-and-Beyond step.

Lemma 5 *The vertices, the facets and the triangulation \mathcal{T}_{k+1} of P_{k+1} can be computed from the triangulation \mathcal{T}_k of P_k in $O(d^4 \max(m_k, n_k) t_k)$ steps.*

We have $t_k \leq t_{k+1}$ and $m_k \leq (d+1)t_k$. Setting $m = m_n$ and $t = t_n$ we can sum up for all $k \in \{d+1, \dots, n\}$ to obtain the following result.

Proposition 6 *The overall complexity of the Beneath-and-Beyond algorithm is bounded by $O(d^5 nt^2)$.*

Of course, an implementation of the algorithm as sketched in Algorithms A and B is far from optimal, see Section 4 below for a few more details. Moreover, the analysis given is very coarse and could be sharpened easily. However, for the purpose intended it is good enough: Since the size of the final triangulation clearly is a lower bound, the Beneath-and-Beyond algorithm runs in polynomial total time if and only if the size of the triangulation constructed is bounded by a polynomial in m and n .

And this could be the end of the story, because it is known that products of simplices form a family of polytopes where the size of *any* triangulation is super-polynomial in the number of vertices and facets, see Haiman [20] or Avis, Bremner, and Seidel [3, Lemma 3]. We conclude that Beneath-and-Beyond has a worst case super-exponential total running-time.

It is a consequence of the Upper Bound Theorem, see Ziegler [30, Section 8.4], that the parameter t is bounded by $O(n^{\lfloor d/2 \rfloor})$. This bound is actually attained, for instance, by the *cyclic polytopes*, see [30, Example 0.6], which arise as convex hulls of finitely many points on the *moment curve*

$$t \mapsto (t, t^2, t^3, \dots, t^d).$$

If the input points are sorted it is possible to avoid looking at all the facets of P_k in Algorithm B. In this way Algorithm B can be replaced by a method which takes time which is proportional to the number of facets of P_k which are not facets of P_{k+1} . Amortized analysis then shows that the size t of the final triangulation \mathcal{T}_n only enters linearly into the cost function. In particular, for fixed dimension d , one obtains an $O(n \log n + n^{\lfloor (d+1)/2 \rfloor})$ algorithm, see Edelsbrunner [9, Section 8.4.5].

There is a fairly general result due to Bremner [6] who proves that each incremental convex hull algorithm has a worst-case super-polynomial total running-time, where *incremental* means that the algorithm has to compute the convex hulls of all intermediate polytopes P_k . In particular, this also proves that Beneath-and-Beyond is not a polynomial total time algorithm.

3.2 Polytopes with Large Triangulations

In spite of the fact that there is no polynomial total time convex hull algorithm known, some of the known algorithms have a polynomially bounded running-time on special classes of polytopes. In particular, the reverse search method by Avis and Fukuda [4] runs in $O(dmn)$ time on simplicial polytopes. Each simplicial polytope has a small triangulation: Choose a vertex v and cone (with apex v) over all the facets not passing through v . Such a triangulation is extremely small, it is clearly of size $O(m)$. Since the size of a triangulation is the decisive factor for Beneath-and-Beyond's time complexity, this raises the question whether Beneath-and-Beyond could at least have a polynomial total running-time on simplicial polytopes. We note that the polytopes in Bremner's construction [6] are products of simplicial polytopes, that is, they are neither simplicial nor simple.

A *placing triangulation* of a polytope P is a triangulation produced by the Beneath-and-Beyond algorithm for some ordering of the vertices. For a given ordering, the size of the corresponding placing triangulation is related to the question of how many facets of the intermediate polytope P_k are violated by the next vertex v_{k+1} . A placing triangulation with respect to a given vertex order is the same as a pushing triangulation with respect to the reverse order, see Lee [24]. In particular, placing triangulations are lexicographic and thus regular.

In the dual setting, that is with the roles of vertices and facets interchanged, Avis, Bremner, and Seidel [3] introduced the concept of *dwarfing*: Informally speaking, a separating hyperplane H is called *dwarfing* for a polytope P if all facets of P are also facets of $P \cap H^+$, and if very many vertices of P are not vertices of $P \cap H^+$. Equivalently, the star of the vertex v_H dual to H in any placing triangulation of the polar polytope $(P \cap H^+)^*$, where v_H comes last, is large.

The regular d -dimensional cube $C_d = [0, 1]^d$ has 2^d vertices and $2d$ facets. Consider the affine halfspace $H_d^+ = \{x \in \mathbb{R}^d \mid \sum x_i \leq 3/2\}$. The boundary hyperplane $H_d = \partial H_d^+$ separates the cube C_d . Now, as in [3, Theorem 4], call the simple d -polytope

$$c_d = C_d \cap H_d^+$$

the *dwarfed d -cube*. It has $2d + 1$ facets and $d^2 + 1$ vertices: The origin 0 and the d unit vectors e_1, \dots, e_d are the only vertices of C_d which are contained in H_d^+ ; there is one new vertex $e_i + \frac{1}{2}e_j$ for each $i, j \in \{1, \dots, d\}$ with $i \neq j$. For illustrations see Figures 1 and 2. By Barnette's Lower Bound Theorem, see Brønsted [7, §19], $d^2 + 1$ is the minimal number of vertices for a simple d -polytope with $2d + 1$ facets. It follows that the dwarfed cubes can be obtained from a simplex by repeated truncation of faces.

Since the cube and the dwarfed cube have $d + 1$ vertices in common, there are $2^d - d - 1$ vertices of C_d which are not vertices of c_d . We conclude the following result.

Proposition 7 *Let v_1, \dots, v_{2d+1} be an ordering of the vertices of the polar c_d^* of the dwarfed d -cube c_d such that the last vertex $v' = v_{2d+1}$ corresponds to the dwarfing facet H_d of c_d . Then the number of d -simplices which contain v' in the induced placing triangulation of c_d^* equals $2^d - d - 1$.*

The dwarfed cubes form a family of polytopes that are “bad” as input for the Beneath-and-Beyond algorithm. Since there is only one dwarfed cube per dimension, this does not tell anything about the situation in fixed dimension. However, the same idea can be applied to another (bi-parametric) family of polytopes, whose number of vertices and facets is unbounded even if the dimension is fixed. We sketch the construction from [3], and we omit the proofs.

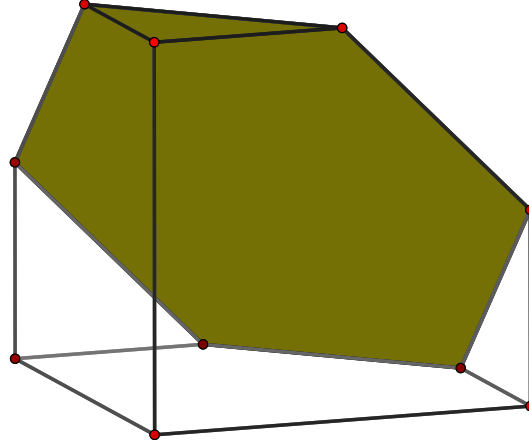


Fig. 1. Dwarfed 3-cube c_3 with dwarfing facet marked.

For $d = 2\delta \geq 4$ and $s \geq 3$ let $G_d(s)$ be the d -dimensional polytope defined by the following list of δs linear inequalities, all of which define facets:

$$y_k \geq 0 \tag{2}$$

$$sx_k - y_k \geq 0 \tag{3}$$

$$(2i+1)x_k + y_k \leq (2i+1)(s+i) - i^2 + s^2 \tag{4}$$

$$(2s-3)x_k + y_k \leq 2s(2s-3), \tag{5}$$

where $i \in \{0, \dots, s-4\}$, $k \in \{1, \dots, \delta\}$, and a vector in \mathbb{R}^d is written as $(x_1, y_1, x_2, y_2, \dots, x_\delta, y_\delta)$. The polytope $G_d(s)$ is the product of δ copies of the s -gon obtained by fixing k in the list of inequalities 2 to 5. This product of s -gons has s^δ vertices. There is a dwarfing halfspace $H_{d,s}^+ = \{x \in \mathbb{R}^d \mid \sum x_i \leq 2s-1\}$, and the *dwarfed product of s -gons*

$$g_d(s) = G_d(s) \cap H_{d,s}^+$$

is simple. It has $\delta s + 1$ facets but only $(d-1)(\delta s + 1 - d) + 2$ vertices, which, again, meets Barnette's lower bound; see [3, Theorem 6].

Since $G_d(s)$ and $g_d(s)$ can have at most $(d-1)(\delta s + 1 - d) + 1$ vertices in common, this yields a similar result as for the dwarfed cubes.

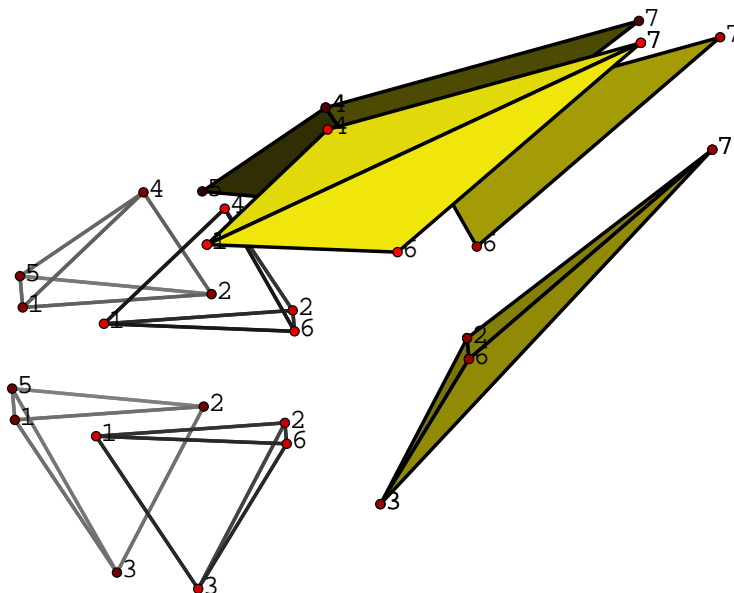


Fig. 2. Explosion of the placing triangulation of the polar polytope c_3^* induced by the ordering indicated as vertex labels. Only the four 3-simplices containing the final vertex (numbered 7), which corresponds to the dwarfing facet of c_3 , are displayed in solid.

Proposition 8 *Let $v_1, \dots, v_{(d-1)(\delta s+1-d)+2}$ be an ordering of the vertices of the polar $g_d(s)^*$ of the dwarfed product of polygons $g_d(s)$ such that the last vertex $v' = v_{(d-1)(\delta s+1-d)+2}$ corresponds to the dwarfing facet $H_{d,s}$ of $g_d(s)$. Then the number of d -simplices which contain v' in the induced placing triangulation of $g_d(s)^*$ is at least $s^\delta - (d-1)(\delta s+1-d) - 1$.*

This already shows that the worst case running time of Beneath-and-Beyond is not polynomially bounded in combined the size of the input and the output total time algorithm. Additionally, one can show that $G_d(s)$ and $g_d(s)$ share exactly $\delta(s-2)+1$ vertices, so the precise number of d -simplices containing v' is $s^\delta - \delta s + 2\delta - 1$.

The closer analysis in [3, Theorem 12] reveals that essentially from the preceding Proposition 8 it follows that even a typical placing triangulation (that is, with respect to a random ordering) of $g_d(s)^*$ grows super-polynomially with the number of vertices and facets.

Theorem 9 *The polar dwarfed products of polygons $g_d(s)^*$ are simplicial d -polytopes with $(d-1)(ds/2+1-d)+2$ vertices and $ds/2+1$ facets, but with an expected size of a placing triangulation of order $\Omega(s^{d/2}/(d+1))$.*

It seems to be open whether there is a class of simplicial polytopes such that *each* placing triangulation is large compared to their number of (vertices and) facets.

4 On the Implementation

In the preceding section we related the performance of the Beneath-and-Beyond algorithm to the size of certain triangulations. While this captures the main ideas of the method, an implementation which is feasible for practical problems is slightly more involved. We sketch the well-known key points below; for a more thorough discussion see Edelsbrunner [9, 8.4.5].

Rather than extracting the facets of the intermediate polytope P_k from the triangulation \mathcal{T}_k from scratch (as Algorithm A suggests) it is more natural to store the facets and their neighborhood structure in terms of the dual graph of P_k . Adding the next vertex v_{k+1} then requires: (i) to find one violated facet, (ii) to perform a breadth-first-search in the dual graph of P_k to find all the other violated facets, (iii) to extend the triangulation \mathcal{T}_k of P_k to the triangulation \mathcal{T}_{k+1} of P_{k+1} by coning over the induced triangulation of the violated facets, (iv) to determine the new facets, that is, the facets of P_{k+1} which are not facets of P_k by examining \mathcal{T}_{k+1} .

Edelsbrunner [9, 8.4.5] advocates to sort the input points lexicographically in order to eliminate the time for finding the first violated facet, which then allows to find all the violated facets in linear time (in fixed dimension). Our implementation does not rely on ordered input, but it is programmed in a way such that Edelsbrunner's analysis applies, if the input happens to be ordered. This more flexible algorithm has the advantage that it can possibly benefit from smaller placing triangulations. The best strategy for most cases seems to be to permute the input randomly rather than to sort it.

We omit a discussion of the data structures required in the implementation. Instead we want to spend a few words on the arithmetic to be used. In a principal way, convex hull computations makes sense over any (computationally feasible) ordered field. Natural choices certainly include the field of rational numbers as well as certain (or even all) algebraic extensions.¹ In the following we focus on the rationals and their extensions by radical expressions.

Examining the Algorithms A and B more closely reveals that computations within the coordinate domain are necessary only to decide whether a given point is contained in a given affine hyperplane and, if not, on which side it lies. That is to say, if we are only interested in combinatorially correct output, it suffices to evaluate signs of determinants without ever knowing their precise values. This approach, sometimes called *robust* or *exact geometric computation*, is taken in several computational geometry libraries including CGAL [10] and LEDA [23]. It has the advantage that it can be extended to

¹ For a more general perspective on the subject see the book of Blum et al. [5].

radical extensions of \mathbb{Q} rather easily. This is implemented in **LEDA** and in the **CORE** library [29].

If, on the other hand, we do need the exact facet normal vectors then we have to use an exact implementation of the arithmetic functions of our coordinate domain. Today's standard for long integer and rational arithmetic is the **GNU Multiprecision Library (GMP)** [17]. In fact, this is the arithmetic used in **polymake's** implementation of Beneath-and-Beyond as well as in the codes of Avis [2] and Fukuda [11]. There are packages in computer algebra and computational number theory which can perform computations in (arbitrary) finite extensions of \mathbb{Q} , but currently this functionality does not seem to be available as a stand-alone library which encapsulates a given field as a number type to be used in standard C or C++ code.

Even if one agrees to compute with rational coordinates, on a technical level there is still one choice to be made: One can either compute with representations of rational numbers directly, or one can translate everything into integer coordinates, essentially by scaling. While this usually does not make much of a difference for the algorithms, the actual numbers that occur during the computations are different and, in particular, of different sizes. This may affect the performance of an algorithm, but often one does not know in advance which method is superior to the other.

It would be interesting to combine the two techniques, exact geometric computation and exact coordinates, for the Beneath-and-Beyond algorithm in the following way: Use exact geometric computation to produce the combinatorially triangulation, and only in the end compute the facet normals by solving systems of linear equations defined by the $(d-1)$ -faces on the boundary. Since in many cases the arithmetic consumes most of the running time it should be possible to save some time this way. The author is not aware of an implementation of any convex hull code taking this approach.

5 Empirical Results

The analysis in Section 3 showed that, from a theoretical point of view, Beneath-and-Beyond seems to be a weak algorithm: It has a super-polynomial total running time even on simplicial polytopes. In this section we display a few computational results, where the performance of **polymake's** implementation **beneath_beyond** is compared to two other programs: Fukuda's **cdd**, which implements (dual) Fourier-Motzkin elimination, see Ziegler [30, Sections 1.2 and 1.3] or Fukuda and Prodon [13], and Avis' **lrs**, which uses reverse search, see Avis and Fukuda [4,1].

The computational results below are intended to complement the corresponding data in the paper by Avis, Bremner, and Seidel [3]. The performance comparison among the three programs is fair in the sense that all programs use the same implementation of exact rational arithmetic, namely from the **GNU Multiprecision Library (GMP)** [17]. However, **beneath_beyond** and

`cdd` both use rational coordinates while `lrs` uses integers only. This could contribute to `beneath_beyond`'s superiority over `lrs` for the “random spheres”, see Figures 6 and 7; but this needs further investigation.

Roughly speaking the input polytopes come in two groups: The first group consists of the intricate polytopes discussed in the previous section. These are the dwarfed cubes, products of simplices, and dwarfed products of polygons. While they are known to be computationally hard for all iterative convex hull algorithms, this study shows that `beneath_beyond` performs particularly bad. The second class of polytopes investigated are convex hulls of (uniformly distributed) random points on the unit sphere, sometimes called “random spheres”. Such polytopes are almost always simplicial (in fact, all the tested ones were simplicial). The performance of `beneath_beyond` is clearly better than that of `lrs`, which in turn clearly beats `cdd`.

The “random spheres” were constructed with `polymake`'s client program `rand_sphere` which produces uniformly distributed random points on the unit sphere with double (i.e., IEEE 64-Bit floating point) coordinates rounded to six digits after the decimal point, which were then transformed into exact rational numbers; the numerators and denominators of such rational numbers typically have 15 to 20 decimal digits each.

While in [3] the authors also compared various insertion strategies for the incremental algorithms we did not do that here: `cdd` was run with the `lexmin` insertion rule (which is its default behavior). This seems justified in view of the computational results in loc. cit., which showed that `lexmin` is optimal among the strategies tested in most cases.

All timings are taken on several identical Linux machines with an Athlon XP 1800+ processor (1533.433 MHz clock, 3060.53 bogomips) and 512 MB main memory running RedHat Linux 7.3. The timings were taken via Perl's `time()` function, and we counted the time in user mode only. The parameter `datasize` was limited to 400 MB. Since all programs were run through `polymake`, by calling the clients `cdd_ch_client` and `lrs_ch_client`, respectively, there is a certain additional overhead (due to socket communication and data conversion) which should approximately be the same for the three programs. This makes up for the slight difference in shape of some of the curves as compared to the corresponding ones in [3]. In particular, timings below one second are almost impossible to interpret this way. Moreover, the implementations of `cdd` and `lrs` tested here are more advanced than the ones tested in loc. cit. In particular, the old versions of `cdd` and `lrs` did not use the (considerably faster) `GMP` arithmetic.

Due to the fact that the timings include some input/output overhead it is impossible to reproduce exact timing data. Therefore we took the average over several runs. Additionally, we randomly permuted the order of the input. While `cdd` and `lrs` are almost insensitive to the ordering, this can make a considerable difference for `beneath_beyond`. The highest variation among the

individual timings of **beneath_beyond** occurred for the dwarfed products of polygons: A more detailed statistical analysis is given in Table 1.

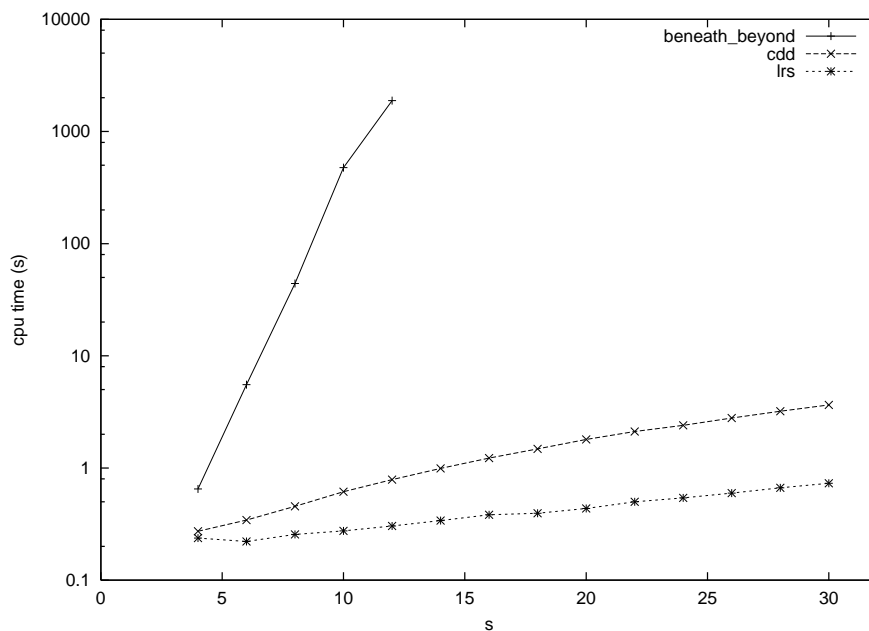


Fig. 3. Dwarfed products $g_{10}(s)$ of five s -gons. In this test s is always even. Compare [3, Figure 5]. **cdd** and **lrs**: average over 10 runs, **beneath_beyond**: average over 50 runs. Memory overflow (more than 400 MB required) in **beneath_beyond** for $s > 12$. For more details of the **beneath_beyond** timings see Table 1.

Table 1. The timings (in seconds) for the individual runs of **beneath_beyond** for the dwarfed products of polygons $g_{10}(s)$, see Figure 3, vary rather strongly. 50 runs with a random insertion order were performed.

s	average	minimum	maximum	standard deviation
4	0.650	0.35	1.05	0.1628
6	5.530	0.78	23.20	4.6607
8	44.091	3.26	226.55	40.7324
10	476.051	10.00	1984.59	452.4177
12	1883.964	239.46	8560.20	1803.4397

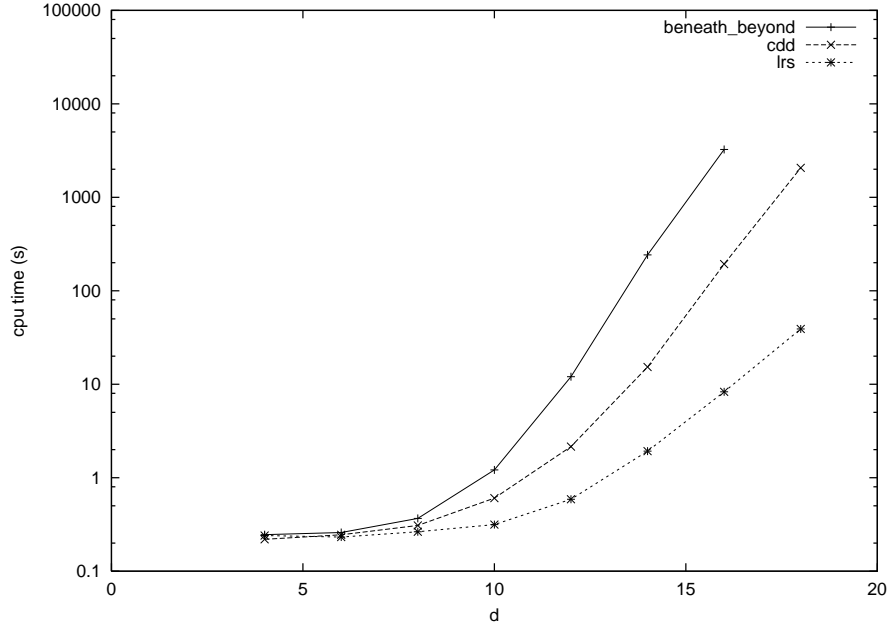


Fig. 4. Dwarfed d -cubes c_d , for d even. Compare [3, Figure 4]. **cdd** and **lrs**: average over 10 runs, **beneath_beyond**: average over 50 runs, memory overflow (more than 400 MB required) for $d > 16$.

For the “random spheres” we changed our experimental set-up slightly. For each set of parameters $d \in \{3, 4, 5, 6\}$ and $s \in \{100, 120, 140, \dots, 500\}$ we produced 10 polytopes as the convex hulls of s random points on the unit sphere $\mathbb{S}^{d-1} \subset \mathbb{R}^d$. Each of the three convex hull codes was run once on each polytope (for **beneath_beyond** we inserted the points in the same order as they were produced). The charts show the average values for each code taken over the 10 samples. The individual timings varied only by a little: The highest deviations occurring for **cdd** and $d = 6$, see the Table 2 for more details.

6 Concluding Remarks

Authors in discrete geometry often talk about “triangulations of finite point sets”. They refer to triangulations of the convex hull of these points. For more details see Pfeifle and Rambau [26].

Finite simplicial complexes, as combinatorial abstractions of triangulations, are an indispensable tool in topology. At first sight it may seem accidental that notions from topology appear in questions concerning the complexity

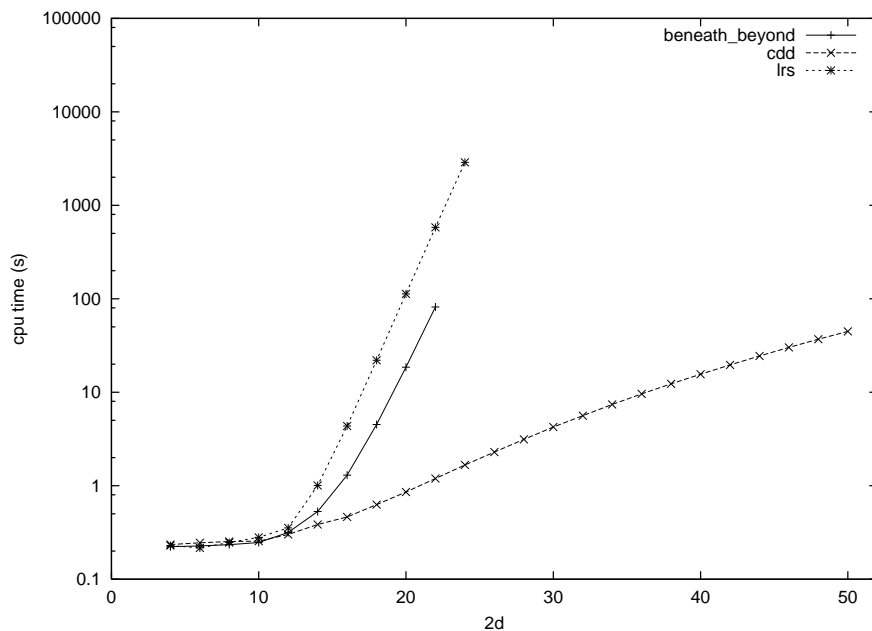


Fig. 5. Products of two d -simplices. Compare [3, Figure 2]. Average over 10 runs for each program. **beneath_beyond**: Memory overflow (more than 400 MB required) for $d > 11$.

Table 2. The timings (in seconds) for the individual runs of **cdd** for s random points on the unit sphere in \mathbb{R}^6 , see Figure 7, vary in a rather narrow range. We checked 10 cases for each value of s , produced independently at random.

s	average	minimum	maximum	standard deviation
100	258.997	247.05	273.58	7.5541
120	427.075	416.67	446.39	8.3978
140	641.947	627.80	666.61	12.0566
160	907.759	895.52	938.18	12.9157
180	1238.253	1202.69	1265.81	18.9353
200	1630.816	1591.89	1670.96	23.6467
220	2078.458	2028.65	2132.95	29.9611
240	2582.256	2495.02	2650.31	41.1209

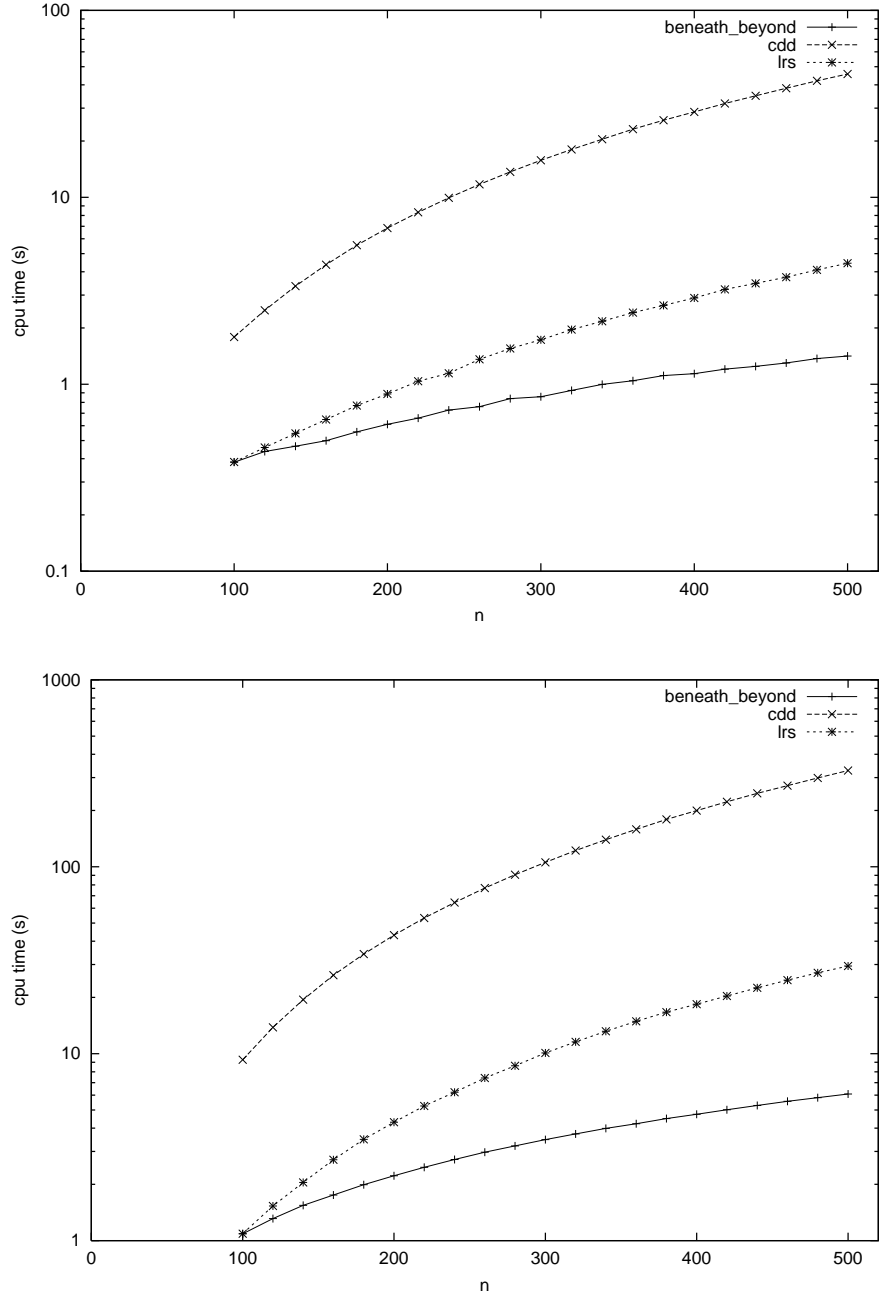


Fig. 6. “Random spheres” with n vertices in dimensions 3 (top) and 4 (bottom). Average over 10 polytopes, each program run only once. Note that our timings below 1 second are not very accurate.

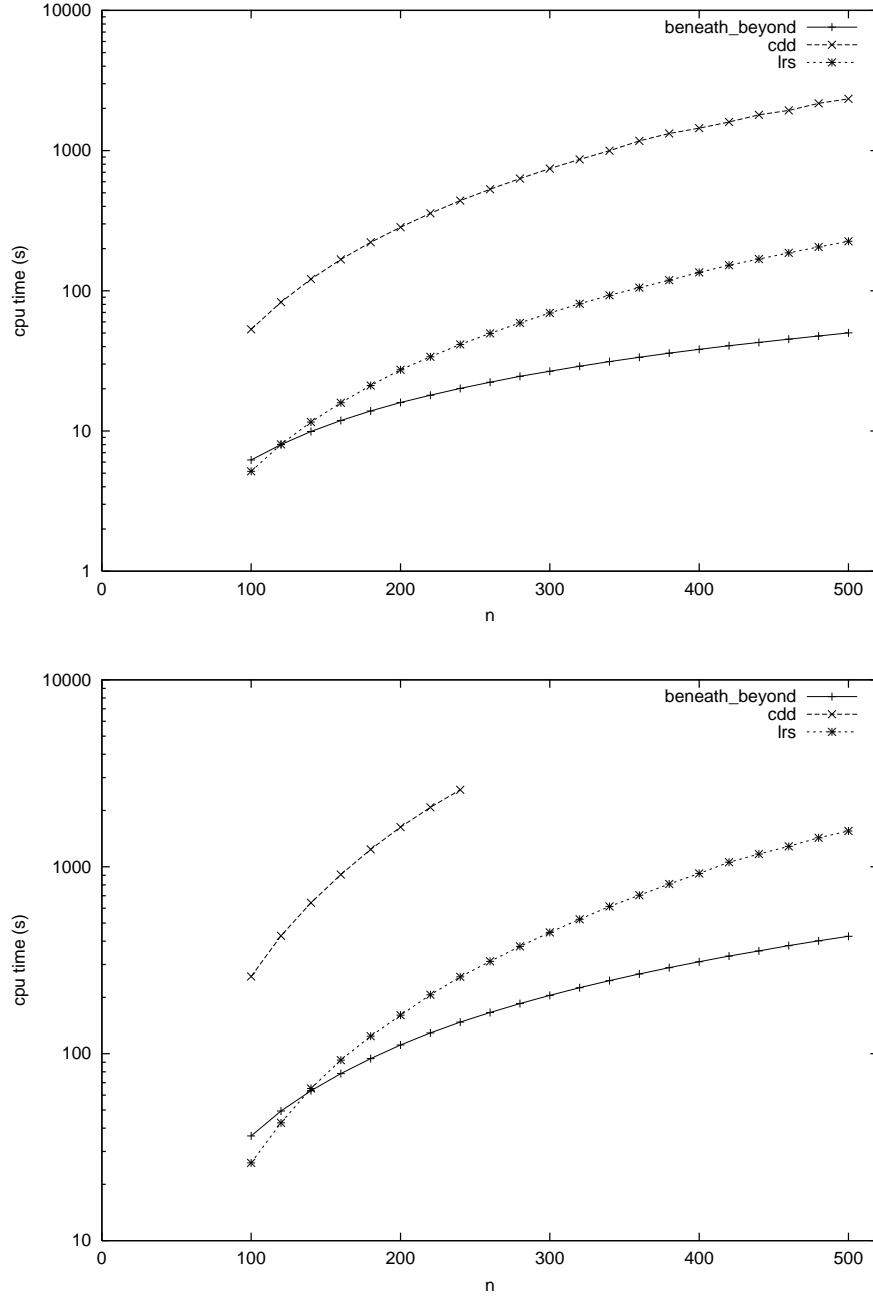


Fig. 7. “Random spheres” with n vertices in dimensions 5 (top) and 6 (bottom). Average over 10 polytopes, each program run only once. `cdd` not tested for input with more than 240 vertices since it takes about three hours per test.

of convex hull computations. However, as developed in the paper [21] there is a deeper connection: Up to polynomial equivalence a convex hull computation can be replaced by suitable simplicial homology computations. For details on algorithms and implementations to compute homology see Dumas et al. [8]. The paper [22] by Kaibel and Pfetsch contains more information about the complexity status of the convex hull problem.

References

1. D. Avis. A revised implementation of the reverse search vertex enumeration algorithm. In *Polytopes—combinatorics and computation (Oberwolfach, 1997)*, volume 29 of *DMV Sem.*, pages 177–198. Birkhäuser, Basel, 2000.
2. D. Avis. lrs, lrslib, Version 4.1. <http://cgm.cs.mcgill.ca/~avis/C/lrs.html>, 2001.
3. D. Avis, D. Bremner, and R. Seidel. How good are convex hull algorithms? *Comput. Geom.*, 7(5-6):265–301, 1997.
4. D. Avis and K. Fukuda. A pivoting algorithm for convex hulls and vertex enumeration of arrangements and polyhedra. *Discrete Comput. Geom.*, 8(3):295–313, 1992.
5. L. Blum, F. Cucker, M. Shub, and S. Smale. *Complexity and real computation*. Springer-Verlag, New York, 1998. With a foreword by Richard M. Karp.
6. D. Bremner. Incremental convex hull algorithms are not output sensitive. *Discrete Comput. Geom.*, 21(1):57–68, 1999.
7. A. Brøndsted. *An introduction to convex polytopes*, volume 90 of *Graduate Texts in Mathematics*. Springer-Verlag, New York, 1983.
8. J.-G. Dumas, F. Heckenbach, D. Saunders, and V. Welker. Computing simplicial homology based on efficient smith normal form algorithms. In *this volume*.
9. H. Edelsbrunner. *Algorithms in combinatorial geometry*. Springer-Verlag, Berlin, 1987.
10. A. Fabri et al. CGAL, Version 2.4. <http://www.cgal.org/>, 2002.
11. K. Fukuda. cdd+, Version 0.76a. http://www.cs.mcgill.ca/~fukuda/soft/cdd_home/cdd.html, 2001.
12. K. Fukuda. cddlib, Version 0.92a. http://www.cs.mcgill.ca/~fukuda/soft/cdd_home/cdd.html, 2001.
13. K. Fukuda and A. Prodon. Double description method revisited. In *Combinatorics and computer science (Brest, 1995)*, volume 1120 of *Lecture Notes in Comput. Sci.*, pages 91–111. Springer, Berlin, 1996.
14. E. Gawrilow and M. Joswig. polymake, version 1.5: a software package for analyzing convex polytopes. <http://www.math.tu-berlin.de/diskregeom/polymake>, 1997–2001.
15. E. Gawrilow and M. Joswig. polymake: a framework for analyzing convex polytopes. In G. Kalai and G. M. Ziegler, editors, *Polytopes — Combinatorics and Computation*, pages 43–74. Birkhäuser, 2000.
16. E. Gawrilow and M. Joswig. polymake: an approach to modular software design in computational geometry. In *Proceedings of the 17th Annual Symposium on Computational Geometry*, pages 222–231. ACM, 2001. June 3–5, 2001, Medford, MA.
17. GNU multiprecision library, Version 4.1. <http://www.swox.com/gmp/>, 2002.

18. M. Grötschel. Optimierungsmethoden I. Technical report, Universität Augsburg, 1985. Skriptum zur Vorlesung im WS 1984/85.
19. B. Grünbaum. *Convex polytopes*. Springer, 2003. 2nd edition edited by V. Kaibel, V. Klee, and G.M. Ziegler.
20. M. Haiman. A simple and relatively efficient triangulation of the n -cube. *Discrete Comput. Geom.*, 6(4):287–289, 1991.
21. M. Joswig and G. M. Ziegler. Oracles and convex hulls. Technical report, TU Berlin, 2001.
22. V. Kaibel and M. E. Pfetsch. Some algorithmic problems in polytope theory. In *this volume*.
23. LEDA, Version 4.3. Algorithmic Solution Software GmbH, http://www.algorithmic-solutions.com/as_html/products/products.html.
24. C. W. Lee. Subdivisions and triangulations of polytopes. In J. Goodman and J. O'Rourke, editors, *Handbook of Discrete and Computational Geometry*, pages 271–290. CRC Press, 1997.
25. J. Matoušek. *Lectures on Discrete Geometry*. Springer, 2002.
26. J. Pfeifle and J. Rambau. Computing triangulations using oriented matroids. In *this volume*.
27. K. Polthier, S. Khadem, E. Preuss, and U. Reitebuch. JavaView, Version 2.21. <http://www.javaview.de>.
28. A. Schrijver. *Theory of linear and integer programming*. Wiley-Interscience Series in Discrete Mathematics. John Wiley & Sons Ltd., Chichester, 1986. A Wiley-Interscience Publication.
29. C. Yap and Z. Du. Core Library (CORE), Version 1.4. <http://cs.nyu.edu/exact/core/>, 2002.
30. G. M. Ziegler. *Lectures on Polytopes*. Springer, 1998. 2nd ed.