

VARIATION OF THE LIOUVILLE MEASURE OF A HYPERBOLIC SURFACE

FRANCIS BONAHOON AND YAŞAR SÖZEN

ABSTRACT. For a compact riemannian manifold of negative curvature, the geodesic foliation of its unit tangent bundle is independent of the negatively curved metric, up to Hölder bicontinuous homeomorphism. However, the riemannian metric defines a natural transverse measure to this foliation, the Liouville transverse measure, which does depend on the metric. For a surface S , we show that the map which to a hyperbolic metric on S associates its Liouville transverse measure is differentiable, in an appropriate sense. Its tangent map is valued in the space of transverse Hölder distributions for the geodesic foliation.

One of the very basic examples of measure preserving dynamical system is the geodesic flow of a riemannian manifold S . The metric m of S has a natural lift to a riemannian metric \overline{m} on the unit tangent bundle T^1S , and Liouville observed that the volume form defined by \overline{m} on T^1S is invariant under the geodesic flow. We want to analyze what happens in this situation as we vary the metric m .

In general, as we modify the metric m , the topology of the geodesic flow can dramatically change. However, if S is compact and if m has negative curvature, a fortunate phenomenon occurs: the *geodesic foliation* of T^1S , whose leaves are the orbits of the geodesic flow, is independent of the metric m . More precisely, if m and m' are two negatively curved riemannian metrics on the compact manifold S , and if \mathcal{F} and \mathcal{F}' are the corresponding geodesic foliations of T^1S , there exists a Hölder bicontinuous homeomorphism of T^1S which sends \mathcal{F} to \mathcal{F}' and which is isotopic to the identity; see for instance [Gr, §8.3]. In general, this homeomorphism does not respect the parametrization of the leaves of \mathcal{F} and \mathcal{F}' provided by the geodesic flows [Ot].

As we move from the geodesic flow to the geodesic foliation, there is a one-to-one correspondence between measures on T^1S which are invariant under the geodesic flow and transverse measures for the geodesic foliation \mathcal{F} . Indeed, any measure which is invariant under the geodesic flow locally is the product of some transverse measure for \mathcal{F} and of the measure induced by the flow on the leaves of \mathcal{F} . In particular, the Liouville measure of the metric m defines a transverse measure L_m for the geodesic foliation \mathcal{F} of m . As indicated above, the geodesic foliation \mathcal{F} does not depend on the negatively curved metric m ; however, as a transverse measure for this fixed foliation, the Liouville transverse measure L_m does depend on m .

Date: October 23, 2018.

1991 *Mathematics Subject Classification.* 32G15.

Key words and phrases. Liouville measure, geodesic flow, geodesic current.

This work was partially supported by grants DMS-9803445 and DMS-0103511 from the National Science Foundation.

In this paper, we restrict attention to the case where S is a compact surface and where m is a hyperbolic metric, namely has constant curvature -1 . Let $\mathcal{T}(S)$ be the *Teichmüller space* of S , consisting of all isotopy classes of hyperbolic metrics on S , and let $\mathcal{C}(S)$ denote the space of all transverse measures for the geodesic foliation \mathcal{F} of T^1S . The elements of $\mathcal{C}(S)$ are called *measure geodesic currents* as they are a special type of de Rham currents on T^1S . The above construction defines a map

$$L : \mathcal{T}(S) \rightarrow \mathcal{C}(S)$$

which to a hyperbolic metric $m \in \mathcal{T}(S)$ associates its Liouville current L_m ; indeed, L_m depends only on the isotopy class of m . This map L was the focus of the article [Bo1] (see also [Wo]) where, in particular, it was shown to be a proper embedding if $\mathcal{C}(S)$ is endowed with the weak* topology.

The current paper is devoted to proving that the map L is differentiable, provided that we suitably extend its range.

The case of the map which to $t \in \mathbb{R}$ associates the Dirac measure δ_t at the point t on \mathbb{R} suggests that, when considering tangent vectors to curves in a space of measures, one should expand one's scope to distributions. Indeed, in this case, the derivative $\frac{d}{dt}\delta_t$ is the distribution which to the differentiable function φ associates its derivative $\varphi'(t)$.

For Liouville currents, one encounters an additional difficulty: Although a hyperbolic metric m defines a differentiable transverse structure for the geodesic foliation \mathcal{F} , this transverse differentiable structure depends on the metric m . As a consequence, there is no intrinsic general notion of transverse distribution for \mathcal{F} . However, \mathcal{F} admits an intrinsic transverse Hölder structure, and we can consider *transverse Hölder distributions* for \mathcal{F} . Such a transverse Hölder distribution assigns to each surface V transverse to \mathcal{F} in T^1S a continuous linear form on the space of compactly supported Hölder continuous functions $\varphi : V \rightarrow \mathbb{R}$, and this assignment is invariant under the holonomy of \mathcal{F} . In particular, a transverse Hölder distribution is a special type of transverse distribution, and defines a foliated de Rham current of dimension 1 in T^1S , as in [Su].

Let $\mathcal{H}(S)$ denote the space of all transverse Hölder distributions for the geodesic foliation \mathcal{F} , also called *Hölder geodesic currents*. When endowed with the weak* topology, $\mathcal{H}(S)$ is an infinite dimensional topological vector space, which contains the space $\mathcal{C}(S)$ of measure geodesic currents.

Recall that the Teichmüller space $\mathcal{T}(S)$ is a differentiable manifold of dimension $3|\chi(S)|$, where $\chi(S)$ is the Euler characteristic of S .

Theorem 1. *The Liouville map $L : \mathcal{T}(S) \rightarrow \mathcal{C}(S) \subset \mathcal{H}(S)$ is differentiable at each $m \in \mathcal{T}(S)$, in the following sense: There exists a linear map $T_m L : T_m \mathcal{T}(S) \rightarrow \mathcal{H}(S)$ such that $T_m L(v) = \frac{d}{dt} L_{m_t}|_{t=0}$ for every tangent vector $v \in T_m \mathcal{T}(S)$ and for every differentiable curve $t \mapsto m_t \in \mathcal{T}(S)$, $t \in]-\varepsilon, +\varepsilon[$, with $m_0 = m$ and $\frac{d}{dt} m_t|_{t=0} = v$.*

In addition, the tangent map $T_m L$ depends continuously on m .

By definition of the weak* topology on $\mathcal{H}(S)$, the statement $T_m L(v) = \frac{d}{dt} L_{m_t}|_{t=0}$ means that, for every Hölder continuous function with compact support $\varphi : V \rightarrow \mathbb{R}$ defined on a surface V transverse to \mathcal{F} in T^1S , the number $T_m L(v)(\varphi)$ associated to φ by the Hölder transverse distribution $T_m L(v)$ is equal to

$$T_m L(v)(\varphi) = \frac{d}{dt} \int_V \varphi dL_{m_t}|_{t=0}.$$

In particular this derivative exists.

Hölder geodesic currents already appeared in the paper [Bo3], where they occurred as tangent vectors to the space of measured geodesic laminations on the surface S ; see in particular [Bo3, §§9–10] for a few applications of this analytic point of view. It seems remarkable that a notion which was originally introduced because of consistency considerations, namely because it was the only type of transverse distributions to \mathcal{F} which seemed to make sense, could actually end up being the correct background to compute the tangent maps of various geometric functions.

We prove Theorem 1 by an explicit computation using the shearing coordinates for Teichmüller space developed in [Bo2] (dual to the length coordinates appearing in [Th]). In particular, we give in Theorem 13 an explicit formula for the tangent map $T_m L$ in terms of these shearing coordinates. The main part of the argument is to prove the convergence of the series involved in this formula. Presumably, one could alternatively use more classical coordinates for $\mathcal{T}(S)$, such as the Fenchel-Nielsen coordinates. However, this seems harder to do and the shearing coordinates have the definite technical advantage that one only has to deal with shearing as opposed to mixing lengths and shearing.

Dragomir Šarić has recently developed a new approach [Ša] to the results of this article. It is somewhat more direct, and has the additional advantage of extending to (infinite dimensional) Teichmüller spaces of surfaces with infinite area, and in particular to the universal Teichmüller space. To some extent, the occurrence of Hölder geodesic currents in this infinite dimensional setting is somewhat surprising, as one could have expected distributions with a lower level of regularity.

We are grateful to the referee for a critical reading of the manuscript and for many insightful suggestions.

1. GEODESIC CURRENTS

Throughout the paper, S will be a compact oriented surface. The results automatically extend to non-orientable surfaces by considering their orientation coverings, and also extend to surfaces with cusps through minor rephrasings of the arguments. As indicated in the introduction, a hyperbolic metric m on S defines a transverse measure L_m for the geodesic foliation \mathcal{F} of $T^1 S$. Recall that a transverse measure is the assignment of a Radon¹ measure on each surface V transverse to \mathcal{F} , in a way which is invariant under the holonomy of \mathcal{F} . Equivalently, a transverse measure locally is a measure on the space of leaves of \mathcal{F} in local charts for S , so that these measures agree when charts overlap.

Globally, the space of leaves of S is not Hausdorff, so it is convenient to lift the situation to the universal covering \tilde{S} of S . Lift the hyperbolic metric m to a hyperbolic metric on \tilde{S} , which we will still denote by m . The geodesic foliation $\tilde{\mathcal{F}}$ of $T^1 \tilde{S}$ defined by this metric projects to the geodesic foliation \mathcal{F} of $T^1 S$. Because \tilde{S} is simply connected and m has negative curvature, every geodesic is globally length minimizing, and it follows that $\tilde{\mathcal{F}}$ has no recurrent leaves. As a consequence, the space of leaves of $\tilde{\mathcal{F}}$ is Hausdorff. This space of leaves is also the space $G(\tilde{S})$ of all oriented bi-infinite geodesics of \tilde{S} .

¹Recall that a *Radon measure* is a measure defined on Borel sets which assigns finite mass to each compact subset.

To work with $G(\tilde{S})$, it is convenient to consider the *circle at infinity* $\partial_\infty \tilde{S}$ of \tilde{S} . Recall that $\partial_\infty \tilde{S}$ is the quotient of the set of geodesic rays of \tilde{S} under the equivalence relation which identifies two rays when they stay at bounded distance from each other. If we pick a base point O in \tilde{S} , each equivalence class has a unique representative among the geodesic rays issued from O , which identifies $\partial_\infty \tilde{S}$ to the unit tangent space $T_O^1 \tilde{S}$. In particular, this identification $\partial_\infty \tilde{S} \cong T_O^1 \tilde{S}$ defines a metric on $\partial_\infty \tilde{S}$, the *angle metric* based at O .

Every geodesic of \tilde{S} has two distinct end points on the circle at infinity $\partial_\infty \tilde{S}$, and any couple of distinct points of $\partial_\infty \tilde{S}$ is obtained in this way. This identifies the space $G(\tilde{S})$ of oriented geodesics of \tilde{S} to the open annulus $\partial_\infty \tilde{S} \times \partial_\infty \tilde{S} - \Delta$, where Δ denotes the diagonal.

A *measure geodesic current* on S , namely a transverse measure for the geodesic foliation \mathcal{F} in $T^1 S$, lifts to a transverse measure for the geodesic foliation $\tilde{\mathcal{F}}$ in $T^1 \tilde{S}$. It globally defines a measure on the space $G(\tilde{S}) = \partial_\infty \tilde{S} \times \partial_\infty \tilde{S} - \Delta$ of leaves of $\tilde{\mathcal{F}}$, since no leaf of $\tilde{\mathcal{F}}$ is recurrent. Note that this measure is invariant under the natural action of the fundamental group $\pi_1(S)$. This identifies the space $\mathcal{C}(S)$ of measure geodesic currents to the space of $\pi_1(S)$ -invariant measures on $G(\tilde{S})$.

If one replaces the metric m by another hyperbolic metric m' on S and the base point O by another point $O' \in \tilde{S}$, every m' -geodesic ray issued from O' in \tilde{S} is quasi-geodesic for m , and therefore stays at bounded distance from a unique m -geodesic ray issued from O . This shows that the circle at infinity $\partial_\infty \tilde{S}$ is actually independent of the hyperbolic metric m . In addition, from the quasi-geodesic property and from easy curvature estimates, the two angle metrics d and d' on $\partial_\infty \tilde{S}$ which are respectively associated to m and the base point O and to m' and the base point O' are *Hölder equivalent* in the following sense: There exists constants $C > 0$ and $\nu > 0$ such that

$$\frac{1}{C} d(x, y)^{\frac{1}{\nu}} \leq d'(x, y) \leq C d(x, y)^\nu$$

for every $x, y \in \partial_\infty \tilde{S}$. See also [Gr, §7.2] or [KH, §19.1]. In particular, $G(\tilde{S}) = \partial_\infty \tilde{S} \times \partial_\infty \tilde{S} - \Delta$ inherits from the angle metric of $\partial_\infty \tilde{S}$ a natural metric well-defined up to Hölder equivalence, and for which the action of the fundamental group $\pi_1(S)$ is Hölder continuous.

If K is a compact subset of $G(\tilde{S})$ and if $\nu > 0$, let $H_K^\nu(G(\tilde{S}))$ be the set of all Hölder continuous functions $\varphi : G(\tilde{S}) \rightarrow \mathbb{R}$ with support contained in K and with Hölder exponent ν . Recall that φ is *Hölder continuous with Hölder exponent* $\nu \in]0, 1]$ when the norm

$$\|\varphi\|_\nu = \sup_{g \in G(\tilde{S})} |\varphi(g)| + \sup_{g, h \in G(\tilde{S})} \frac{|\varphi(g) - \varphi(h)|}{d(g, h)^\nu}$$

is finite. Let $H(G(\tilde{S}))$ be the set of all the Hölder continuous functions with compact support on $G(\tilde{S})$, namely $H(G(\tilde{S}))$ is the union of all the $H_K^\nu(G(\tilde{S}))$ as K ranges over all compact subsets of $G(\tilde{S})$ and ν ranges over all numbers in $]0, 1]$. A *Hölder geodesic current* on S is a linear map $H(G(\tilde{S})) \rightarrow \mathbb{R}$ which is invariant under the action of $\pi_1(S)$, and which is continuous in the sense that its restriction to each $H_K^\nu(G(\tilde{S}))$ is continuous for the norm $\|\cdot\|_\nu$. Note that this

notion is independent of the choice of the negatively curved metric m on S , because the distance d on $G(\tilde{S})$ is well-defined up to Hölder equivalence.

Let $\mathcal{H}(S)$ denote the space of Hölder geodesic currents, endowed with the weak* topology defined by the family of semi-norms $\alpha \mapsto |\alpha(\varphi)|$ as φ ranges over all the elements of $H(G(\tilde{S}))$.

2. THE LIOUVILLE GEODESIC CURRENT

Let $m \in \mathcal{T}(S)$ be a hyperbolic metric on S . Then there is an orientation-preserving isometry $\Theta_m : \tilde{S} \rightarrow \mathbb{H}^2$ between the universal covering \tilde{S} , endowed with the lift of m , and the hyperbolic plane \mathbb{H}^2 . This isometry induces Hölder bicontinuous homeomorphisms $\partial_\infty \tilde{S} \rightarrow \partial_\infty \mathbb{H}^2$ and $G(\tilde{S}) \rightarrow G(\mathbb{H}^2)$ which, to avoid the proliferation of symbols, we will also denote by Θ_m .

Then the Liouville geodesic current is the measure $L_m = \Theta_m^*(L_{\mathbb{H}^2})$ on $G(\tilde{S})$ which is the pull back by Θ_m of the Liouville geodesic current $L_{\mathbb{H}^2}$ on $G(\mathbb{H}^2)$.

To compute $L_{\mathbb{H}^2}$, consider the Poincaré disk model for the hyperbolic plane \mathbb{H}^2 , namely the open unit disk $\{z \in \mathbb{C}; |z| < 1\}$ with the metric which at z is $2/(1 - |z|^2)$ times the euclidean metric. Its circle at infinity $\partial_\infty \mathbb{H}^2$ then is identified to the unit circle S^1 . If $x, y \in S^1$, let $h(x, y)$ be the oriented geodesic of \mathbb{H}^2 going from x to y . Then a simple computation (see [Bo1, §A.2-3]) shows that the Liouville measure $L_{\mathbb{H}^2}$ on $G(\mathbb{H}^2) = S^1 \times S^1 - \Delta$ coincides with the measure which is locally $2dx dy/|x - y|^2$ at $h(x, y)$.

In the upper half-space model $\{z \in \mathbb{C}; \text{Im}(z) > 0\}$ for \mathbb{H}^2 , the circle at infinity $\partial_\infty \mathbb{H}^2$ corresponds to $\mathbb{R} \cup \{\infty\}$. Then, the Liouville measure on $G(\mathbb{H}^2)$ coincides with the measure which is $2dx dy/|x - y|^2$ at the geodesic $h(x, y)$ going from x to $y \in \mathbb{R}$.

The reader should beware of a few minor differences with the setting of [Bo1]. The Liouville geodesic current L_m considered here is twice that of [Bo1], to make it more directly related to the volume form of T^1S . Also, $G(\tilde{S})$ denotes here the space of *oriented* geodesics of \tilde{S} .

3. THE SHEARING COORDINATES FOR TEICHMÜLLER SPACE

We summarize here the basic properties of the shearing coordinates for Teichmüller space which we will need. We refer to [Bo2] for details.

These shearing coordinates are associated to the choice of a maximal geodesic lamination λ on S . Recall that, for an arbitrary metric of negative curvature on S , a *geodesic lamination* is a closed subset of S which can be decomposed as a union of disjoint complete geodesics which have no self-intersection points. Such a notion is actually a topological object, independent of the metric, in the sense that there is a natural identification between m -geodesic laminations and m' -geodesic laminations for any two negatively curved metrics m and m' . A geodesic lamination is *maximal* if it is maximal for inclusion among all geodesic laminations, which is equivalent to the property that the complement $S - \lambda$ consists of finitely many infinite triangles.

A fundamental example of a maximal geodesic lamination is obtained as follows. Start with a family λ_1 of disjoint simple closed geodesics decomposing S into pairs of pants. Each pair of pants can be divided into two infinite triangles by three

infinite geodesics spiralling around some boundary components. The union of λ_1 and of these spiralling geodesics forms a maximal geodesic lamination λ .

The shearing coordinates belong to the space $\mathcal{H}(\lambda)$ of *transverse cocycles* for the maximal geodesic lamination λ , namely of finitely additive signed transverse measures (valued in \mathbb{R}) for λ . The vector space $\mathcal{H}(\lambda)$ has finite dimension $3|\chi(S)|$; see [Bo4, Theorem 15]. The analogy in notation between the space $\mathcal{H}(\lambda)$ of transverse cocycles for the geodesic lamination λ and the space $\mathcal{H}(S)$ of Hölder geodesic currents on the surface S is not a coincidence, because it is proved in [Bo4] that $\mathcal{H}(\lambda)$ is in a natural way a subspace of $\mathcal{H}(S)$; however, this is irrelevant here.

The shearing coordinates for Teichmüller space define an open embedding $\mathcal{T}(S) \rightarrow \mathcal{H}(\lambda)$ which associates to a hyperbolic metric $m \in \mathcal{T}(S)$ its *shearing cocycle* $\sigma_m \in \mathcal{H}(\lambda)$ [Bo2, §2]. It is proved in [Bo2, Theorem A] that this map defines a real analytic diffeomorphism from $\mathcal{T}(S)$ to an open subset of $\mathcal{H}(\lambda)$.

We will use a relatively explicit description of the inverse of the map $m \mapsto \sigma_m$, as constructed in [Bo2, §5]. Let $m_0 \in \mathcal{T}(S)$, let m be another hyperbolic metric which is near m_0 , and let $\sigma_{m_0}, \sigma_m \in \mathcal{H}(\lambda)$ be their respective shearing cocycles. Then the isometries $\Theta_{m_0} : (\tilde{S}, m_0) \rightarrow \mathbb{H}^2$ and $\Theta_m : (\tilde{S}, m) \rightarrow \mathbb{H}^2$ considered in Section 2 can be chosen so that the induced map $\Theta_m \circ \Theta_{m_0}^{-1} : \partial_\infty \mathbb{H}^2 \rightarrow \partial_\infty \mathbb{H}^2$ is of the type which we now describe. Unfortunately, this will require some care in the definitions as well as relatively cumbersome notation.

Use the isometry Θ_{m_0} to identify the preimage $\tilde{\lambda}$ of λ in \tilde{S} to a geodesic lamination of \mathbb{H}^2 , which we will also denote by $\tilde{\lambda}$. Pick a base point $O \in \tilde{S} \cong \mathbb{H}^2$ which is disjoint from $\tilde{\lambda}$. This defines a partial order on the set of components of $\mathbb{H}^2 - \tilde{\lambda}$ which are different from the component T_O containing O where, for two such components T and T' , $T < T'$ exactly when T separates O from T' .

Orient the leaves of $\tilde{\lambda}$ to the left, as seen from the base point O . For such a leaf g and for $a \in \mathbb{R}$, let the *elementary earthquake*, or *elementary shearing map* $E_g^a : \mathbb{H}^2 - g \rightarrow \mathbb{H}^2 - g$ coincide with the identity on the component of $\mathbb{H}^2 - g$ that contains O and with the hyperbolic translation of a along the oriented geodesic g on the other component of $\mathbb{H}^2 - g$. Note that, although E_g^a does not continuously extend to \mathbb{H}^2 , it has a continuous extension to a *homeomorphism* $\partial_\infty \mathbb{H}^2 \rightarrow \partial_\infty \mathbb{H}^2$, which we also denote by E_g^a .

For a component T of $\mathbb{H}^2 - \tilde{\lambda}$ which is not the component T_O containing O , the boundary of T consists of three leaves g_1^T , g_2^T and g_3^T of $\tilde{\lambda}$ since λ is a maximal geodesic lamination. Choose the indexing so that g_1^T , g_2^T and g_3^T occur in this order as one goes counterclockwise around ∂T , and so that g_3^T is in the boundary of the component of $\mathbb{H}^2 - T$ that contains O . For $a \in \mathbb{R}$, define $E_T^a = E_{g_3^T}^a \circ E_{g_1^T}^{-a} \circ E_{g_2^T}^{-a}$.

Set $\alpha = \sigma_m - \sigma_{m_0} \in \mathcal{H}(\lambda)$. Note that α also defines a transverse cocycle for $\tilde{\lambda}$. If T is a component of $\mathbb{H}^2 - \tilde{\lambda}$, let $\alpha(T)$ be the number associated by this transverse cocycle to a geodesic arc joining the base point O to an arbitrary point of T .

Let a *spanning family* of components of $\mathbb{H}^2 - \tilde{\lambda}$ be a finite family $\mathcal{U} = \{U_1, U_2, \dots, U_p\}$ of components of $\mathbb{H}^2 - \tilde{\lambda}$ different from the component T_O containing O such that no two U_i are comparable for $<$, namely such that no U_i separates O from another U_j . We will write $T < \mathcal{U}$ when $T < U_i$ for some $U_i \in \mathcal{U}$.

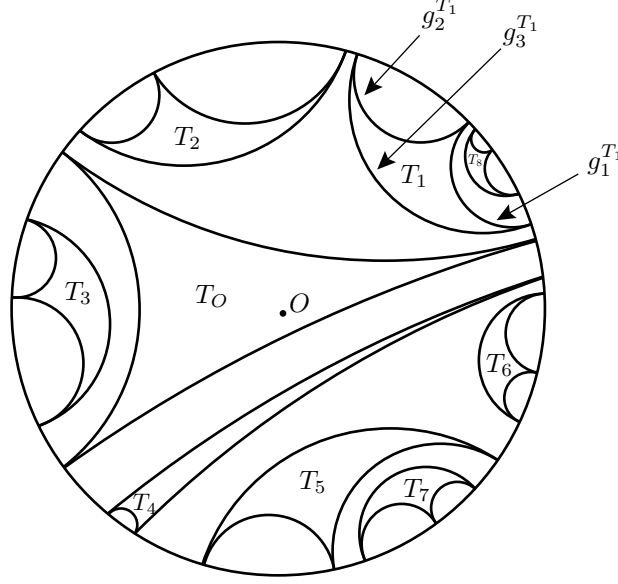


FIGURE 1. The partial order on the components of $\mathbb{H}^2 - \tilde{\lambda}$: $T_4 < T_5 < T_7$, T_1 and T_2 are not comparable, and $\{T_1, T_3, T_6, T_7\}$ is a spanning family.

For such a spanning family \mathcal{U} , consider the infinite non-commutative product

$$E_{\mathcal{U}}^{\alpha} = \overrightarrow{\prod_{T < \mathcal{U}}} E_T^{\alpha(T)} \prod_{U \in \mathcal{U}} E_{g_3^U}^{\alpha(U)}$$

defined as the limit of

$$(1) \quad E_{T_1 T_2 \dots T_n}^{\alpha} = E_{T_1}^{\alpha(T_1)} E_{T_2}^{\alpha(T_2)} \dots E_{T_n}^{\alpha(T_n)} \prod_{U \in \mathcal{U}} E_{g_3^U}^{\alpha(U)}$$

as the finite family $\{T_1, T_2, \dots, T_n\}$ tends to the set of all $T \neq T_O$ with $T < \mathcal{U}$ and where, for every $i < j$, either $T_i < T_j$ or T_i and T_j are not comparable (namely $T_i < T_j \Rightarrow i < j$). Note that $E_{T_i}^{\alpha(T_i)}$ and $E_{T_j}^{\alpha(T_j)}$ commute when T_i and T_j are not comparable, so that the order does not matter in this case. For the same reason, the order is irrelevant in the product of the (finitely many) $E_{g_3^U}^{\alpha(U)}$ with $U \in \mathcal{U}$. The arrow on top of the first product symbol serves as a reminder that the terms must appear in an order compatible with the partial order $<$. The fact that the limit exists is proved in [Bo2, §5]. The set up in that paper is slightly different, but the restriction of $E_{\mathcal{U}}^{\alpha} : \mathbb{H}^2 - \tilde{\lambda} \rightarrow \mathbb{H}^2$ to a component T of $\mathbb{H}^2 - \tilde{\lambda}$ coincides with what is called $\varphi_{T_0 T}$ in [Bo2, §5] if $T < \mathcal{U}$, with $\varphi_{T_0 U_i}$ if there is an $U_i \in \mathcal{U}$ such that $U_i < T$, and with the identity otherwise.

We now let the spanning family \mathcal{U} *uniformly tend to infinity*, in the sense that the set $\{T; T < \mathcal{U}\}$ converges to the set of all components $T \neq T_O$ of $\mathbb{H}^2 - \tilde{\lambda}$. Then $E_{\mathcal{U}}^{\alpha}$ converges to a map

$$E^{\alpha} : \mathbb{H}^2 - \tilde{\lambda} \rightarrow \mathbb{H}^2$$

which coincides with a hyperbolic isometry on each component of $\mathbb{H}^2 - \tilde{\lambda}$. The convergence is immediate from the fact that $E_{\mathcal{U}}^\alpha$ and $E_{\mathcal{U}'}^\alpha$ coincide on the component T when $T < \mathcal{U}$ and $T < \mathcal{U}'$. The map E^α is the *shear map* associated to $\tilde{\lambda}$ and to the transverse cocycle α .

In general, the shear map E^α has no continuous extension to \mathbb{H}^2 . However, it conjugates the action of $\pi_1(S)$ on $\tilde{S} \cong \mathbb{H}^2$ to a group Γ of isometries of \mathbb{H}^2 whose action is free and properly discontinuous; see [Bo2, §5]. As a consequence, E^α continuously extends to a homeomorphism $E^\alpha : \partial_\infty \mathbb{H}^2 \rightarrow \partial_\infty \mathbb{H}^2$. The fact that $\sigma_m = \sigma_{m_0} + \alpha \in \mathcal{H}(\lambda)$ is the shearing cocycle of the metric $m \in \mathcal{T}(S)$ means that the isomorphism $\pi_1(S) \cong \Gamma$ defined by E^α can be realized by an isometry between (S, m) and the quotient \mathbb{H}^2/Γ . In other words, the isometry Θ_m can be chosen so that the homeomorphisms E^α and $\Theta_m \circ \Theta_{m_0}^{-1} : \partial_\infty \mathbb{H}^2 \rightarrow \partial_\infty \mathbb{H}^2$ coincide.

In addition, as \mathcal{U} uniformly converges to infinity, the homeomorphism $E_{\mathcal{U}}^\alpha : \partial_\infty \mathbb{H}^2 \rightarrow \partial_\infty \mathbb{H}^2$ uniformly converges to $E^\alpha : \partial_\infty \mathbb{H}^2 \rightarrow \partial_\infty \mathbb{H}^2$.

The homeomorphisms E_g^a , E_T^a , $E_{\mathcal{U}}^a$, E^α of $\partial_\infty \mathbb{H}^2$ induce homeomorphisms of $G(\mathbb{H}^2) = \partial_\infty \mathbb{H}^2 \times \partial_\infty \mathbb{H}^2 - \Delta$, which we will denote by the same symbols.

4. FORMAL COMPUTATIONS

Let $t \mapsto m_t$, $t \in]-\varepsilon, \varepsilon[$, be a differentiable curve in the Teichmüller space $\mathcal{T}(S)$. We want to show that the derivative $\frac{d}{dt} L_{m_t}|_{t=0}$ exists as a Hölder geodesic current. Namely, for a Hölder continuous function $\varphi : G(\tilde{S}) \rightarrow \mathbb{R}$ with compact support, we want to show that the derivative

$$\frac{d}{dt} \iint_{G(\tilde{S})} \varphi dL_{m_t}|_{t=0}$$

exists and depends continuously on φ .

Let $\sigma_t \in \mathcal{H}(\lambda)$ be the shearing cocycle associated to the hyperbolic metric, and set $\alpha_t = \sigma_t - \sigma_0 \in \mathcal{H}(\lambda)$. Then,

$$\iint_{G(\tilde{S})} \varphi dL_{m_t} = \iint_{G(\mathbb{H}^2)} \varphi \circ \Theta_{m_t}^{-1} dL_{\mathbb{H}^2} = \iint_{G(\mathbb{H}^2)} \varphi \circ \Theta_{m_0}^{-1} \circ (E^{\alpha_t})^{-1} dL_{\mathbb{H}^2}$$

where, as in Section 3, the homeomorphism $E^{\alpha_t} : G(\mathbb{H}^2) \rightarrow G(\mathbb{H}^2)$ is defined as the limit of the homeomorphisms

$$(2) \quad E_{\mathcal{U}}^{\alpha_t} = \overrightarrow{\prod_{T < \mathcal{U}}} E_T^{\alpha_t(T)} \prod_{U \in \mathcal{U}} E_{g_3^U}^{\alpha_t(U)}$$

as the spanning family \mathcal{U} uniformly tends to infinity.

For a fixed component T of $\tilde{S} - \tilde{\lambda}$, the number $\sigma_t(T)$ is a linear function of the transverse cocycle $\sigma_t \in \mathcal{H}(\lambda)$. Since the shearing cocycle σ_t depends differentiably on the hyperbolic metric m_t , it follows that the derivative

$$\dot{\sigma}_0(T) = \frac{d}{dt} \sigma_t(T)|_{t=0} = \frac{d}{dt} \alpha_t(T)|_{t=0}$$

exists and depends only on T and on the tangent vector $\frac{d}{dt} m_t|_{t=0} \in T_{m_0} \mathcal{T}(S)$.

If we formally differentiate the infinite product of Equation 2, we can expect that

$$(3) \quad \frac{d}{dt} \iint_{G(\mathbb{H}^2)} \varphi \circ \Theta_{m_0}^{-1} \circ (E_{\mathcal{U}}^{\alpha_t})^{-1} dL_{\mathbb{H}^2} \Big|_{t=0} \stackrel{?}{=} \sum_{T < \mathcal{U}} \dot{\sigma}_0(T) C_0(\varphi, T) + \sum_{U \in \mathcal{U}} \dot{\sigma}_0(U) C_0(\varphi, g_3^U)$$

where the question mark on the $=$ sign is here to remind us that this is only a conjectural formula, where the contribution of a geodesic $g \in G(\tilde{S})$ is

$$(4) \quad C_0(\varphi, g) = \frac{d}{da} \iint_{G(\mathbb{H}^2)} \varphi \circ \Theta_{m_0}^{-1} \circ (E_g^a)^{-1} dL_{\mathbb{H}^2} \Big|_{a=0}$$

and where the contribution of a component T of $\tilde{S} - \tilde{\lambda}$ is

$$(5) \quad \begin{aligned} C_0(\varphi, T) &= \frac{d}{da} \iint_{G(\mathbb{H}^2)} \varphi \circ \Theta_{m_0}^{-1} \circ (E_T^a)^{-1} dL_{\mathbb{H}^2} \Big|_{a=0} \\ &= C_0(\varphi, g_3^T) - C_0(\varphi, g_1^T) - C_0(\varphi, g_2^T) \end{aligned}$$

since $E_T^a = E_{g_3^T}^a \circ E_{g_1^T}^{-a} \circ E_{g_2^T}^{-a}$ by definition.

We will see that, as we let the spanning family \mathcal{U} uniformly tend to infinity, the last term $\sum_{U \in \mathcal{U}} \dot{\sigma}_0(U) C_0(\varphi, g_3^U)$ of Equation 3 vanishes in the limit. Therefore, the expected formula for the derivative of $t \mapsto L_{m_t}$ is

$$(6) \quad \begin{aligned} \frac{d}{dt} \iint_{G(\tilde{S})} \varphi dL_{m_t} \Big|_{t=0} &= \frac{d}{dt} \iint_{G(\mathbb{H}^2)} \varphi \circ \Theta_{m_0}^{-1} \circ (E^{\alpha_t})^{-1} dL_{\mathbb{H}^2} \Big|_{t=0} \\ &\stackrel{?}{=} \sum_T \dot{\sigma}_0(T) C_0(\varphi, T) \end{aligned}$$

where the sum is over all components T of $\tilde{S} - \tilde{\lambda}$ that are different from the component T_O containing the base point O .

The main technical point of our arguments is to prove that the infinite sums of Equations 6 and 3 do converge and, unlike the above formal computations, will strongly use the hypothesis that the function φ is Hölder continuous.

We first compute the derivative $C_0(\varphi, g)$ corresponding to the elementary earthquake along a single geodesic g . This will not require much regularity for φ .

Lemma 2. *For an oriented geodesic $g \in G(\tilde{S})$, let $C_0(\varphi, g)$ be defined by Equation 4. Then, for every continuous function $\varphi : G(\tilde{S}) \rightarrow \mathbb{R}$ with compact support,*

$$(7) \quad C_0(\varphi, g) = \iint_{G(\tilde{S})} \varphi(h) \cos \theta(g, h) dL_{m_0}(h)$$

where $\theta(g, h) \in [0, \pi[$ denotes the angle from g to h at their intersection point, measured counterclockwise for the metric m_0 and without taking the orientation of the geodesics into account, and where by convention $\cos \theta(g, h) = 0$ if g and h do not meet.

Proof. Before going any further, we will introduce a restriction on the function φ which will somewhat simplify the exposition. The Liouville measures L_m are invariant under the involution r of $G(\tilde{S})$ defined by reversing the orientation of the geodesics. As a consequence, the integral of φ for L_m is equal to the integral of the symmetrized function $(\varphi + \varphi \circ r)/2$. The same applies to the integral of Equation 7.

We can therefore restrict attention to those functions φ which are *balanced* in the sense that they are invariant under the involution r .

Choose the isometric identification $\Theta_{m_0} : (\tilde{S}, m_0) \rightarrow \mathbb{H}^2$ so that, in the upper half-space model for \mathbb{H}^2 , the oriented geodesic g goes from the point 0 to the point ∞ . Then, on $\partial_\infty \mathbb{H}^2 = \mathbb{R} \cup \{\infty\}$, the homeomorphism E_g^a is such that $E_g^a(x) = e^a x$ for $x \geq 0$ and $E_g^a(y) = y$ for $y \leq 0$. Since only those geodesics which cross g contribute to the derivative, it follows that

$$\begin{aligned} C_0(\varphi, g) &= \frac{d}{da} \iint_{G(\mathbb{H}^2)} \varphi \circ \Theta_{m_0}^{-1} \circ (E_g^a)^{-1} dL_{\mathbb{H}^2} \Big|_{a=0} \\ &= 4 \frac{d}{da} \int_{-\infty}^0 \int_0^{+\infty} \varphi \circ \Theta_{m_0}^{-1} (h(e^{-a}x, y)) \frac{dx dy}{(x-y)^2} \Big|_{a=0} \\ &= 4 \frac{d}{da} \int_{-\infty}^0 \int_0^{+\infty} \varphi \circ \Theta_{m_0}^{-1} (h(x, y)) \frac{e^a dx dy}{(e^a x - y)^2} \Big|_{a=0} \\ &= 4 \int_{-\infty}^0 \int_0^{+\infty} \varphi \circ \Theta_{m_0}^{-1} (h(x, y)) \frac{-x-y}{x-y} \frac{dx dy}{(x-y)^2} \end{aligned}$$

where $h(x, y)$ denotes the geodesic joining x to y . Here the factor 4 has two origins: one factor 2 comes from the expression of the Liouville geodesic current in Section 2; another 2 comes from the fact that we have to consider the two possible orientations for each geodesic crossing g , and that each orientation contributes the same amount by our assumption that φ is balanced. An elementary computation in hyperbolic geometry shows that the term $\frac{-x-y}{x-y}$ is equal to the cosine of the angle from the geodesic g joining 0 to ∞ to the geodesic $h(x, y)$ joining x to y . This concludes the proof. \square

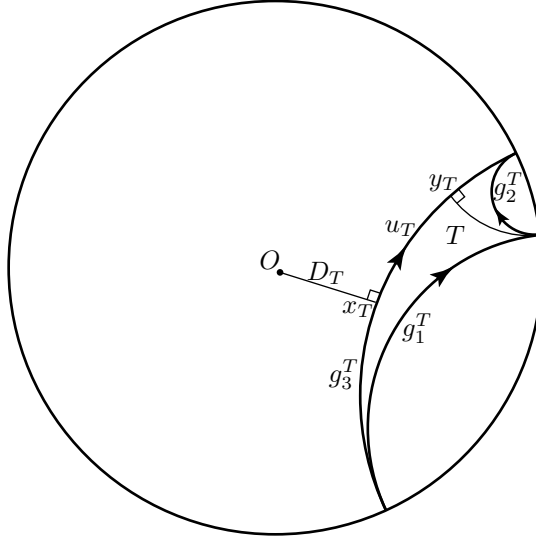
5. THE MAIN ESTIMATE

Throughout this section, S is endowed with the hyperbolic metric m_0 , and λ is realized by an m_0 -geodesic lamination. We pick a base point $O \in \tilde{S}$ which is disjoint from the preimage $\tilde{\lambda}$ of λ . Endow the circle at infinity $\partial_\infty \tilde{S}$ with the angle metric as seen from the point O , and the space $G(\tilde{S}) = \partial_\infty \tilde{S} \times \partial_\infty \tilde{S} - \Delta$ of oriented geodesics of \tilde{S} with the corresponding product metric. For a Hölder continuous function $\varphi : G(\tilde{S}) \rightarrow \mathbb{R}$, its Hölder norm $\|\varphi\|_\nu$ will be computed with respect to this metric on $G(\tilde{S})$.

Consider a component T of $\tilde{S} - \tilde{\lambda}$ which is not the component T_O containing the base point O . Let D_T denote the distance from O to T , namely the distance from O to the point x_T of the geodesic g_3^T that is closest to O . Let y_T be the orthogonal projection to g_3^T of the vertex of the triangle T that separates g_1^T from g_2^T . Finally, let $u_T \in \mathbb{R}$ be the signed distance from x_T to y_T in the oriented geodesic g_3^T , namely $|u_T|$ is equal to the distance from x_T to y_T and $u_T < 0$ exactly when y_T is to the right of x_T as seen from O .

The key ingredient of the proof of Theorem 1 is the following estimate for the quantity $C_0(\varphi, T)$ defined by Equation 5.

We write $u \prec v$ when the ratio $|u/v|$ is bounded above by a constant, and we write $u \asymp v$ when both $u \prec v$ and $v \prec u$.


 FIGURE 2. The quantities D_T and u_T .

Proposition 3. *Let $\varphi : G(\tilde{S}) \rightarrow \mathbb{R}$ be a Hölder continuous function with Hölder exponent ν , and such that every geodesic $g \in G(\tilde{S})$ in the support of φ meets the ball $B(O, R) \subset \tilde{S}$. Then,*

$$C_0(\varphi, T) \prec \|\varphi\|_\nu e^{-(1+\nu)D_T} e^{-|u_T|}$$

where the constant hidden in the symbol \prec depends only on the radius R and on a number $r > 0$ such that $\tilde{\lambda}$ is disjoint from $B(O, r)$.

We can rephrase the estimate of Proposition 3 as follows. The hyperbolic triangle T has a natural *center* O_T , defined for instance as the point that is at equal distance from the three sides of T .

Lemma 4.

$$|d(O, O_T) - D_T - |u_T|| \prec 1$$

Proof of Lemma 4. By elementary hyperbolic geometry, the distance $d(O, O_T)$ is within $\frac{1}{2} \log 3$ of $d(O, y_T)$ which, by consideration of the right angled hyperbolic triangle Ox_Ty_T , is itself within $\log 2$ of $D_T + |u_T|$. \square

The estimate of Proposition 3 can therefore be rewritten as

$$C_0(\varphi, T) \prec \|\varphi\|_\nu e^{-\nu d(O, T)} e^{-d(O, O_T)}.$$

We now begin the proof of Proposition 3, which will occupy most of this section. We split the argument in two cases, according to whether the distance D_T from O to T is larger than $2R$ or not.

Proof of Proposition 3 when $D_T \geq 2R$. Choose the isometry Θ_{m_0} between \tilde{S} , endowed with the metric m_0 , and the Poincaré disk model for the hyperbolic space \mathbb{H}^2 , bounded by the unit circle S^1 in \mathbb{C} , so that Θ_{m_0} sends the base point $O \in \tilde{S}$ to the center $0 \in \mathbb{H}^2 \subset \mathbb{C}$ of the disk. We use Θ_{m_0} to identify \tilde{S} to \mathbb{H}^2 so that, in this

identification $\tilde{S} \cong \mathbb{H}^2$, the map Θ_{m_0} is now the identity. We will consequently use the same symbol to represent an object in \tilde{S} and the corresponding object in \mathbb{H}^2 .

As in the proof of Lemma 2, we can assume without loss of generality that φ is balanced, namely invariant under the involution r of $G(\tilde{S})$ defined by reversing the orientation of geodesics.

Every geodesic h which contributes to the integrals in $C_0(\varphi, T)$ must be in the support of φ and must cross at least one of the geodesics g_i^T . Because of our assumption that $D_T \geq 2R$ and by choice of R , such an h will necessarily cross g_3^T . The vertices of the ideal triangle T decompose the circle $\partial_\infty \tilde{S} \cong S^1$ into three intervals I_1 , I_2 and I_3 , where I_i has the same end points as the geodesic g_i^T . If we combine the definition of $C_0(\varphi, T)$ in Equation 5, the computation of Lemma 2 for $C_0(\varphi, g)$, the expression for the Liouville geodesic current $L_{\mathbb{H}^2}$ given in Section 2, and the fact that φ is balanced, it follows that

$$C_0(\varphi, T) = 4 \int_{I_3} \int_{I_1 \cup I_2} \varphi(h(x, y)) (\cos \theta(g_3^T, h(x, y)) - \cos \theta(g_1^T, h(x, y)) - \cos \theta(g_2^T, h(x, y))) \frac{dx dy}{|x - y|^2}$$

where $h(x, y)$ denotes the geodesic with end points $x, y \in S^1$. It therefore suffices to bound the quantity

$$I(y) = 2 \int_{I_1 \cup I_2} \varphi(h(x, y)) (\cos \theta(g_3^T, h(x, y)) - \cos \theta(g_1^T, h(x, y)) - \cos \theta(g_2^T, h(x, y))) \frac{dx}{|x - y|^2}$$

for every $y \in I_3$. (The factor 2 is here to avoid dragging cumbersome constants in the computations below.)

We now switch to the upper-half space model for \mathbb{H}^2 , bounded by the real line \mathbb{R} in \mathbb{C} , in such a way that the base point O now corresponds to the point $i \in \mathbb{H}^2 \subset \mathbb{C}$ and in such a way that the point y is sent to ∞ . The measure $dx/|x - y|^2$ on S^1 is then sent to the measure $\frac{1}{2}dx$ on \mathbb{R} . In this context, this gives the expression

$$I(\infty) = \int_a^b \varphi(h(x, \infty)) (\cos \theta(g_3^T, h(x, \infty)) - \cos \theta(g_1^T, h(x, \infty)) - \cos \theta(g_2^T, h(x, \infty))) dx$$

where, as before, $h(x, \infty)$ is the geodesic going from x to $y = \infty$, namely the vertical euclidean line passing through x , and where a and $b \in \mathbb{R}$ correspond to the end points of I_3 , with $a < b$.

Let $c \in \mathbb{R}$ correspond to the third vertex of T . If we use elementary euclidean geometry to compute $\cos \theta(g_k^T, h(x, \infty))$ and if we write $\psi(x) = \varphi(h(x, \infty))$, then

$$I(\infty) = \int_a^b \psi(x) \frac{2x - a - b}{b - a} dx - \int_a^c \psi(x) \frac{2x - a - c}{c - a} dx - \int_c^b \psi(x) \frac{2x - c - b}{b - c} dx.$$

Note that

$$\int_a^b \frac{2x - a - b}{b - a} dx = \int_a^c \frac{2x - a - c}{c - a} dx = \int_c^b \frac{2x - c - b}{b - c} dx = 0.$$

Therefore,

$$\begin{aligned} I(\infty) &= \int_a^b \eta(x) \frac{2x - a - b}{b - a} dx - \int_a^c \eta(x) \frac{2x - a - c}{c - a} dx - \int_c^b \eta(x) \frac{2x - c - b}{b - c} dx \\ &= - \int_a^c \eta(x) \frac{2(x - a)(b - c)}{(b - a)(c - a)} dx + \int_c^b \eta(x) \frac{2(b - x)(c - a)}{(b - a)(b - c)} dx \end{aligned}$$

if we set $\eta(x) = \psi(x) - \psi(c)$. Integrating in x , we conclude that

$$(8) \quad |I(\infty)| \leq 2 \frac{(c - a)(b - c)}{b - a} \max_{x \in [a, b]} |\eta(x)|$$

We now use the fact that $\varphi : G(\tilde{S}) \rightarrow \mathbb{R}$ is Hölder continuous with respect to the angle metric on S^1 , with Hölder exponent $\nu \in]0, 1]$ and with Hölder norm $\|\varphi\|_\nu$. As we switch from the disk model to the upper half-space model for \mathbb{H}^2 by an isometry sending 0 to i , the angle metric on S^1 becomes the metric $\frac{2}{1+x^2} dx$ on \mathbb{R} . It follows that the function $\eta(x) = \psi(x) - \psi(c) = \varphi(h(x, \infty)) - \varphi(h(c, \infty))$ is Hölder continuous with respect to the usual metric dx of \mathbb{R} , with Hölder exponent ν and with Hölder norm $\|\eta\|_\nu \leq 2 \|\varphi\|_\nu$.

In particular, because $\eta(c) = 0$, we have that $|\eta(x)| \leq 2 \|\varphi\|_\nu |x - c|^\nu$ for every x . It follows that $\max_{x \in [a, b]} |\eta(x)|$ is bounded by $2 \|\varphi\|_\nu |b - a|^\nu$. Combining with Equation 8, we obtain that

$$(9) \quad |I(\infty)| \leq 4 \|\varphi\|_\nu \frac{(c - a)(b - c)}{b - a} |b - a|^\nu.$$

We now estimate D_T and u_T in terms of a , b and c .

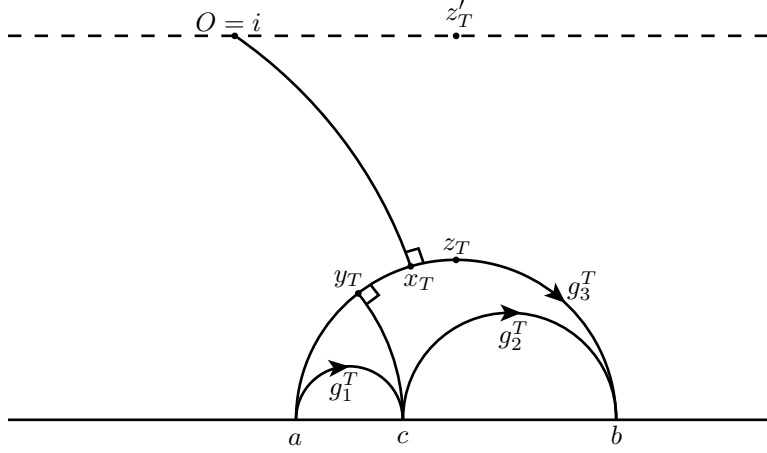
Lemma 5. *If $I(\infty) \neq 0$ and if T is at distance at least $2R$ from the base point O , then:*

- (i) $e^{-D_T} \asymp b - a$;
- (ii) $c - a \asymp b - a$ and $e^{-|u_T|} \asymp \frac{b-c}{b-a}$ when $u_T \geq 0$;
- (iii) $b - c \asymp b - a$ and $e^{-|u_T|} \asymp \frac{c-a}{b-a}$ when $u_T \leq 0$.

Proof of Lemma 5. On the geodesic g_3^T , with end points a and b , we already have two preferred points, namely the orthogonal projection x_T of $O = i$ and the orthogonal projection y_T of the vertex c . Recall that D_T is the distance from O to x_T , and that u_T is the signed distance from x_T to y_T in the oriented geodesic g_3^T . Consider a third point, namely the orthogonal projection z_T of the point ∞ to g_3^T . In euclidean terms, z_T is the point of the euclidean semi-circle $g_3^T \subset \mathbb{H}^2 \subset \mathbb{C}$ that has the largest imaginary part, namely $z_T = \frac{a+b}{2} + \frac{b-a}{2}i$.

The points $x \in \mathbb{R}$ such that the geodesic joining x to ∞ meets the disk $B(O, R)$ form an interval $[-R', R']$, where R' depends only on R . If $I(\infty) \neq 0$, then the intervals $[a, b]$ and $[-R', R']$ have a non-trivial intersection. Since, in addition, g_3^T is disjoint from the interior of the ball $B(O, 2R)$, we conclude that a and b stay in a closed interval $[-R'', R'']$ where, again, R'' depends only on R .

Consider the horocycle centered at ∞ passing through O , namely the euclidean horizontal line passing through $O = i$. Let z'_T be the point of this horocycle which lies on the same vertical line as z_T , namely $z'_T = \frac{a+b}{2} + i$. The piece of horocycle

FIGURE 3. The proof of Lemma 5, with $u_T < 0$.

joining O to z'_T has length $|\frac{a+b}{2}| \leq R''$. It follows that the distance from O to z'_T is bounded by R'' . Also, the orthogonal projection of z'_T to g_3^T is equal to z_T , the orthogonal projection of O to g_3^T is equal to x_T , and the orthogonal projection map is distance non-increasing; it follows that the distance from x_T to z_T is also bounded by R'' .

By definition, D_T is equal to the distance from O to x_T . From the above observations and the triangle inequality, it follows that D_T is within $2R''$ of the distance from $z'_T = \frac{a+b}{2} + i$ to $z_T = \frac{a+b}{2} + \frac{b-a}{2}i$. Since this distance is equal to $|\log \frac{b-a}{2}|$, and since $\frac{b-a}{2} \leq R''$ this proves that $e^{-D_T} \asymp b-a$.

Similarly, u_T is equal to the signed distance from the point x_T to y_T in g_3^T , and is therefore within R'' of the signed distance u'_T from z_T to y_T . Consider the isometry Θ of \mathbb{H}^2 sending a, b, ∞ to $\infty, 0, 1$, respectively. Then Θ sends c to $-e^{-u'_T}$. From the invariance of cross-products under Θ , we conclude that

$$\frac{(-e^{-u'_T} - 0)(1 - \infty)}{(-e^{-u'_T} - \infty)(1 - 0)} = \frac{(c - b)(\infty - a)}{(c - a)(\infty - b)}$$

namely $e^{-u'_T} = \frac{b-c}{c-a}$. It follows that

$$e^{-u_T} \asymp e^{-u'_T} = \frac{b-c}{c-a}.$$

If $u_T \geq 0$, then u'_T admits a uniform lower bound and $e^{-u'_T}$ admits a uniform upper bound, so that $b-c \prec c-a$. It follows that $c-a \asymp b-a$. This implies

$$e^{-|u_T|} = e^{-u_T} \asymp \frac{b-c}{c-a} \asymp \frac{b-c}{b-a}.$$

Similarly, when $u_T \leq 0$, then $b-c \asymp b-a$ and

$$e^{-|u_T|} = e^{u_T} \asymp e^{u'_T} = \frac{c-a}{b-c} \asymp \frac{c-a}{b-a}.$$

This concludes the proof of Lemma 5. □

We now return to our estimate

$$|I(\infty)| \leq 4 \|\varphi\|_\nu \frac{(c-a)(b-c)}{b-a} |b-a|^\nu$$

from Equation 9.

When $u_T \geq 0$, Lemma 5 and the fact that $c-a \leq b-a$ imply

$$\begin{aligned} |I(\infty)| &\leq 4 \|\varphi\|_\nu (b-c) |b-a|^\nu \\ &\prec \|\varphi\|_\nu e^{-D_T} e^{-|u_T|} e^{-\nu D_T}. \end{aligned}$$

The same estimate holds when $u_T \leq 0$ by a symmetric argument.

If we go back to the beginning of the proof, this shows that

$$I(y) \prec \|\varphi\|_\nu e^{-(1+\nu)D_T} e^{-|u_T|}$$

for every $y \in I_3$. Then,

$$C_0(\varphi, T) = 2 \int_{I_3} I(y) dy \prec \|\varphi\|_\nu e^{-(1+\nu)D_T} e^{-|u_T|}.$$

This concludes the proof of Proposition 3 when T is at distance at least $2R$ from the base point O . \square

Proof of Proposition 3 when $D_T \leq 2R$. Note that, in this case, we only need to show that $C_0(\varphi, T) \prec \|\varphi\|_\nu e^{-|u_T|}$. Also, we again can assume that φ is balanced, without loss of generality.

In this case, we have an additional term because there can be geodesics h which contribute to $C_0(\varphi, T)$ but which do not meet the geodesic g_3^T . These additional geodesics must cross both g_1^T and g_2^T , and therefore must have one end point in the interval I_1 and the other one in I_2 . So, $C_0(\varphi, T)$ splits as a sum $C_0(\varphi, T) = C_1(\varphi, T) + C_2(\varphi, T)$ with

$$\begin{aligned} C_1(\varphi, T) &= 4 \int_{I_3} \int_{I_1 \cup I_2} \varphi(h(x, y)) (\cos \theta(g_3^T, h(x, y)) \\ &\quad - \cos \theta(g_1^T, h(x, y)) - \cos \theta(g_2^T, h(x, y))) \frac{dx dy}{|x-y|^2} \end{aligned}$$

and

$$\begin{aligned} C_2(\varphi, T) &= 4 \int_{I_1} \int_{I_2} \varphi(h(x, y)) (-\cos \theta(g_1^T, h(x, y)) \\ &\quad - \cos \theta(g_2^T, h(x, y))) \frac{dx dy}{|x-y|^2} \end{aligned}$$

using the fact that φ is balanced.

As in the first case, to bound the first integral $C_1(\varphi, T)$, it suffices to bound the quantity

$$\begin{aligned} I(y) &= 2 \int_{I_1 \cup I_2} \varphi(h(x, y)) (\cos \theta(g_3^T, h(x, y)) \\ &\quad - \cos \theta(g_1^T, h(x, y)) - \cos \theta(g_2^T, h(x, y))) \frac{dx}{|x-y|^2} \end{aligned}$$

for every $y \in I_3$.

For future reference, let us note the following easy fact.

Lemma 6.

$$I(y) \prec \|\varphi\|_\nu.$$

Proof of Lemma 6. If x contributes to $I(y)$, then $h(x, y)$ meets the disk $B(O, R)$, so that $|x - y|$ is bounded away from 0. \square

Let us switch again to the upper half-space model for \mathbb{H}^2 , in such a way that y corresponds to ∞ and O corresponds to i . Then $I(y)$ becomes $I(\infty)$ with

(10)

$$\begin{aligned} I(\infty) &= \int_a^b \psi(x) \frac{2x - a - b}{b - a} dx - \int_a^c \psi(x) \frac{2x - a - c}{c - a} dx - \int_c^b \psi(x) \frac{2x - c - b}{b - c} dx \\ &= - \int_a^c \psi(x) \frac{2(x - a)(b - c)}{(b - a)(c - a)} dx + \int_c^b \psi(x) \frac{2(b - x)(c - a)}{(b - a)(b - c)} dx \end{aligned}$$

with $\psi(x) = \varphi(h(x, \infty))$ (no need to introduce a function η now). If we again note that $|\psi(x)| \leq \|\varphi\|_\nu$ for every x and if we integrate in x , it follows that

$$(11) \quad |I(\infty)| \leq 2 \|\varphi\|_\nu \frac{(c - a)(b - c)}{b - a}.$$

Let us relate this estimate to $e^{-|u_T|}$.

Lemma 7. *If T is at distance at most $2R$ and at least $r > 0$ from the base point O ,*

- (i) $e^{-|u_T|} \asymp \frac{b-c}{1+bc}$ when $u_T \geq 0$;
- (ii) $e^{-|u_T|} \asymp \frac{c-a}{1+ac}$ when $u_T \leq 0$.

Proof of Lemma 7. Consider the case where $u_T \leq 0$. The other case is similar.

Let ρ be the hyperbolic rotation around the point $O = i$ that sends a to 0. Namely, $\rho(z) = (z - a)/(az + 1)$. The distance from O to the geodesic $\rho(g_3^T)$ is equal to the distance from O to g_3^T and, by hypothesis, is therefore bounded between the two positive constants r and $2R$. Since the end points of $\rho(g_3^T)$ are $\rho(a) = 0$ and $\rho(b)$, it follows that there are two constants $0 < R_1 < R_2 < \infty$ such that $\rho(b) \in [R_1, R_2]$. Namely $\rho(b) \asymp 1$.

Since $\rho(a)$ and $\rho(b)$ stay bounded, we can apply to $\rho(T)$ the arguments of the proof of Lemma 5. Note that $|u_T|$ is equal to the distance from $\rho(x_T)$ to $\rho(y_T)$. On the euclidean semi-circle $\rho(g_3^T)$, let z_T be the point that has the largest imaginary part and let u'_T be the signed distance from $\rho(y_T)$ to z_T in $\rho(g_3^T)$. Then, as in the proof of Lemma 5, u_T is within a uniformly bounded distance of u'_T and

$$e^{-|u_T|} = e^{u_T} \asymp e^{u'_T} = \frac{\rho(c) - \rho(a)}{\rho(b) - \rho(c)} = \frac{\rho(c)}{\rho(b) - \rho(c)}$$

since $\rho(a) = 0$. Because $u_T \leq 0$, it follows that $\rho(c) \prec \rho(b) - \rho(c)$, and therefore that $\rho(b) - \rho(c) \asymp \rho(b) \asymp 1$. This proves

$$e^{-|u_T|} \asymp \frac{\rho(c)}{\rho(b) - \rho(c)} \asymp \rho(c) = \frac{c - a}{1 + ac}.$$

This concludes the proof of Lemma 7 when $u_T \leq 0$. The other case is similar, using the hyperbolic rotation around O that sends b to 0. \square

We now return to $I(\infty)$. We want to prove that $I(\infty) \prec \|\varphi\|_\nu e^{-|u_T|}$.

The support of ψ is contained in the interval $[-R', R']$ consisting of those x such that the geodesic joining x to ∞ meets the disk $B(O, R)$. Therefore, if $I(\infty) \neq 0$, the interval $[a, b]$ must meet $[-R', R']$. Also, if $[a, b]$ contains $[-R', R']$, its length $b - a$ cannot be too large, as $O = i$ would otherwise be on the wrong side of the oriented geodesic g_3^T going from a to b . Therefore, there exists $R'' > R'$, depending only on R , such that at least one of a, b belongs to the interval $[-R'', R'']$.

Let us restrict attention, without loss of generality, to the case where a is in $[-R'', R'']$. We now split the argument in two cases, according to whether $u_T \leq 0$ or $u_T \geq 0$.

First consider the case where $u_T \leq 0$. Since $I(\infty)$ is bounded by Lemma 6, we can restrict attention to the case where $|u_T|$ is uniformly large, namely where, by Lemma 7, $w = (c - a)/(1 + ac) > 0$ is uniformly small. Note that $c - a = w(1 + a^2)/(1 - aw)$ so that $c - a \asymp w$ if $0 < w < 1/(2R'')$ (since $-R'' \leq a \leq R''$). By Equation 11 and Lemma 7, it then follows that

$$|I(\infty)| \leq 2 \|\varphi\|_\nu \frac{(c - a)(b - c)}{b - a} \leq 2 \|\varphi\|_\nu (c - a) \asymp \|\varphi\|_\nu w \asymp \|\varphi\|_\nu e^{-|u_T|}$$

which concludes the proof that $|I(\infty)| \prec \|\varphi\|_\nu e^{-|u_T|}$ in this case.

Now consider the case where $u_T \geq 0$. Again, by Lemmas 6 and 7, we can restrict attention to the case where $|u_T|$ is uniformly large, namely where $w' = (b - c)/(1 + bc) > 0$ is uniformly small.

If b is uniformly bounded, say $|b| \leq 2R''$, the same argument as above gives that $b - c \asymp w'$ if $0 < w' < 1/(4R'')$, so that

$$|I(\infty)| \leq 2 \|\varphi\|_\nu \frac{(c - a)(b - c)}{b - a} \leq 2 \|\varphi\|_\nu (b - c) \asymp \|\varphi\|_\nu w' \asymp \|\varphi\|_\nu e^{-|u_T|}.$$

In the other case where $|b| \geq 2R''$, then $b \geq 2R''$ since $b > a \geq -R''$. Note that

$$c = (b - w')/(1 + bw') \geq (2R'' - w')/(1 + 2R''w') \geq R'' > R'$$

if $w' < \min\{\frac{1}{4R''}, \frac{R''}{2}\}$. (For the first inequality, note that the function $b \mapsto (b - w')/(1 + bw')$ is monotone increasing). We now need to go back to the original expression for $I(\infty)$ in Equation 10. If we remember that the support of ψ is contained in $[-R', R']$,

$$\begin{aligned} |I(\infty)| &= \left| -\int_a^c \psi(x) \frac{2(x - a)(b - c)}{(b - a)(c - a)} dx + \int_c^b \psi(x) \frac{2(b - x)(c - a)}{(b - a)(b - c)} dx \right| \\ &= \left| \int_a^{R'} \psi(x) \frac{2(x - a)(b - c)}{(b - a)(c - a)} dx \right| \\ &\leq \|\varphi\|_\nu (R' - a)^2 \frac{b - c}{(c - a)(b - a)} \\ &\leq \|\varphi\|_\nu (R' - a)^2 \frac{b - c}{1 + bc} \frac{1 + bc}{(c - a)(b - a)} \\ &\prec \|\varphi\|_\nu e^{-|u_T|} \end{aligned}$$

by Lemma 7 and using the fact that $\frac{1+bc}{(c-a)(b-a)}$ is uniformly bounded when $a \leq R' < R'' \leq c < b$.

This proves that $I(\infty) \prec \|\varphi\|_\nu e^{-|u_T|}$ in all cases.

Therefore $I(y) \prec \|\varphi\|_\nu e^{-|u_T|}$ for every $y \in I_3$, and

$$C_1(\varphi, T) = 2 \int_{I_3} I(y) dy \prec \|\varphi\|_\nu e^{-|u_T|}.$$

We now consider the other term

$$\begin{aligned} C_2(\varphi, T) &= 4 \int_{I_1} \int_{I_2} \varphi(h(x, y)) (-\cos \theta(g_1^T, h(x, y)) - \cos \theta(g_2^T, h(x, y))) \frac{dx dy}{|x - y|^2} \\ &\prec \|\varphi\|_\nu \text{length}(I_1) \text{length}(I_2) \end{aligned}$$

since $|x - y|$ is bounded away from 0 when the geodesic $h(x, y)$ belongs to the support of φ .

Lemma 8.

- (i) $\text{length}(I_1) \asymp e^{-|u_T|}$ and $\text{length}(I_2) \asymp 1$ when $u_T \leq 0$;
- (ii) $\text{length}(I_2) \asymp e^{-|u_T|}$ and $\text{length}(I_1) \asymp 1$ when $u_T \geq 0$.

Proof of Lemma 8. By symmetry, we can restrict attention to the case where $u_T \leq 0$ without loss of generality.

The length of $I_1 \subset S^1$ is equal to the angle under which I_1 is seen from O . Since the projection x_T of O to g_3^T stays in the ball $B(O, 2R)$, this angle is comparable to the angle θ under which I_1 is seen from x_T , namely $\text{length}(I_1) \asymp \theta$. Considering the right-angled hyperbolic triangle whose vertices are x_T , the vertex c of T that separates I_1 from I_2 , and the projection y_T of c to g_3^T , elementary hyperbolic trigonometry gives

$$\text{length}(I_1) \asymp \sin \theta = \frac{1}{\cosh |u_T|} \asymp e^{-|u_T|}$$

since $|u_T|$ is equal to the hyperbolic distance from x_T to y_T by definition.

Because the distance from O to g_3^T is bounded, $\text{length}(I_1) + \text{length}(I_2) \asymp 1$, so that $\text{length}(I_2) \asymp 1$.

This concludes the proof of Lemma 8. \square

From Lemma 8 and our prior estimate, we obtain

$$C_2(\varphi, T) \prec \|\varphi\|_\nu \text{length}(I_1) \text{length}(I_2) \prec \|\varphi\|_\nu e^{-|u_T|}.$$

Since we already showed that $C_1(\varphi, T) \prec \|\varphi\|_\nu e^{-|u_T|}$, this proves

$$C_0(\varphi, T) = C_1(\varphi, T) + C_2(\varphi, T) \prec \|\varphi\|_\nu e^{-|u_T|},$$

which concludes the proof of Proposition 3 when $D_T \leq 2R$, and therefore in all cases. \square

We will need a refinement of Proposition 3, which is automatically given by the above proof. Indeed, it did not use the full force of the hypothesis that φ is Hölder continuous. The Hölder continuity of φ did not come up at all in the case where $D_T \leq 2R$, where only the L^∞ norm $\sup_{g \in G(\tilde{S})} |\varphi(g)| \leq \|\varphi\|_\nu$ was used. In the case where $D_T \geq 2R$, the only occurrence of the Hölder continuity was just above Equation 9, and more precisely in the statement that

$$|\eta(x)| = |\psi(x) - \psi(c)| = |\varphi(h(x, \infty)) - \varphi(h(c, \infty))| \leq 2 \|\varphi\|_\nu |b - a|^\nu$$

for every $x \in [a, b]$, with the notation used there. Because of the estimate that $b - a \asymp e^{-D_T}$ from Lemma 5, we can replace this inequality by the stronger (up to a constant) statement that

$$|\eta(x)| \prec \|\varphi\|_{g_3^T, \nu} e^{-\nu D_T}$$

where, for a geodesic $g \in G(\tilde{S})$ which is disjoint from the base point O , $\|\varphi\|_{g, \nu} \prec \|\varphi\|_\nu$ is defined by

$$(12) \quad \|\varphi\|_{g, \nu} = \sup_{h \in G(\tilde{S})} |\varphi(h)| + \sup_{h, h'} \frac{|\varphi(h) - \varphi(h')|}{e^{-\nu D_g}}$$

where the second supremum is taken over all geodesics h, h' which both cross the geodesic g and have the same end point on the side of g facing the base point O , and where D_g is the distance from O to g .

Then the proof of Proposition 3 automatically gives:

Lemma 9. *Let $\varphi : G(\tilde{S}) \rightarrow \mathbb{R}$ be a Hölder continuous function with Hölder exponent ν , and such that every geodesic $g \in G(\tilde{S})$ in the support of φ meets the ball $B(O, R) \subset \tilde{S}$. Then,*

$$C_0(\varphi, T) \prec \|\varphi\|_{g_3^T, \nu} e^{-(1+\nu)D_T} e^{-|u_T|}$$

where the constant hidden in the symbol \prec depends only on the radius R and on a number $r > 0$ such that $\tilde{\lambda}$ is disjoint from $B(O, r)$. \square

We will need a similar estimate for the quantity

$$C_0(\varphi, g) = \frac{d}{da} \iint_{G(\mathbb{H}^2)} \varphi \circ \Theta_{m_0}^{-1} \circ (E_g^a)^{-1} dL_{\mathbb{H}^2} \Big|_{a=0}$$

associated to the geodesic $g \in G(\tilde{S})$ as in Equation 4. Again, let D_g be the distance from g to the base point O , measured in the metric m_0 .

Proposition 10. *Let $\varphi : G(\tilde{S}) \rightarrow \mathbb{R}$ be a Hölder continuous function with Hölder exponent ν , and such that every geodesic $g \in G(\tilde{S})$ in the support of φ meets the ball $B(O, R) \subset \tilde{S}$. Then,*

$$|C_0(\varphi, g)| \prec \|\varphi\|_{g, \nu} e^{-(1+\nu)D_g} \prec \|\varphi\|_\nu e^{-(1+\nu)D_g}$$

where the constant hidden in the symbol \prec depends only on the radius R .

Proof. The proof is very similar to, and much simpler than, the first case of the proof of Proposition 3. We consequently omit it. \square

6. CONVERGENCE OF INFINITE SUMS

This section is devoted to proving that the conjectural formula of Equation 6 really makes sense.

The arguments of Section 5 were exclusively based in the universal cover $\tilde{S} \cong \mathbb{H}^2$. In this section, we will strongly use the action of $\pi_1(S)$ and the fact that the quotient space S of \tilde{S} under this action is compact.

Proposition 11. *The sum*

$$\sum_T \dot{\sigma}_0(T) C_0(\varphi, T)$$

is convergent, and its absolute value is bounded by $c \|\varphi\|_\nu$ for a constant c depending only on the Hölder exponent ν and on a compact subset containing the support of φ (as well as on the metric $m_0 \in \mathcal{T}(S)$ and on the transverse cocycle $\dot{\sigma}_0 \in \mathcal{H}(\lambda)$).

Proof. By Proposition 3, it suffices to show that $\sum_T |\dot{\sigma}_0(T)| e^{-(1+\nu)D_T} e^{-|u_T|}$ converges.

Let $\Phi \subset S$ be a train track carrying λ . Recall that a (*fattened*) train track Φ on the surface S is a family of finitely many ‘long’ rectangles e_1, \dots, e_n which are foliated by arcs parallel to the ‘short’ sides and which meet only along arcs (possibly reduced to a point) contained in their short sides. In addition, a train track Φ must satisfy the following:

- (i) each point of the ‘short’ side of a rectangle also belongs to another rectangle, and each component of the union of the short sides of all rectangles is an arc, as opposed to a closed curve;
- (ii) note that the closure $\overline{S - \Phi}$ of the complement $S - \Phi$ has a certain number of ‘spikes’, corresponding to the points where at least 3 rectangles meet; we require that no component of $\overline{S - \Phi}$ is a disc with 0, 1 or 2 spikes or an annulus with no spike.

The rectangles are called the *edges* of Φ . The foliations of the edges of Φ induce a foliation of Φ , whose leaves are the *ties* of the train track. The finitely many ties where several edges meet are the *switches* of the train track Φ . A tie which is not a switch is *generic*. The geodesic lamination λ is *carried* by the train track Φ if it is contained in the interior of Φ and if its leaves are transverse to the ties of Φ . There are several constructions which provide a train track Φ carrying λ ; see for instance [PH][CEG].

Let $\tilde{\Phi}$ be the preimage of Φ in the universal covering \tilde{S} . Choose an orientation for the ties of each edge of Φ (with no requirement that these orientations match at the switches), and lift this orientation to all the edges of $\tilde{\Phi}$. For each edge \tilde{e} of $\tilde{\Phi}$, let $T_{\tilde{e}}$ be the component of $\tilde{S} - \tilde{\lambda}$ that contains the negative end points of the ties of \tilde{e} , for this choice of orientation.

Recall that, for a component $T \neq T_O$ of $\tilde{S} - \tilde{\lambda}$, x_T is the point of the closure of T that is closest to the base point O . To simplify the exposition, we can arrange by a small perturbation of Φ that no x_T is contained in a switch of $\tilde{\Phi}$. As a consequence, each x_T is contained in a unique edge \tilde{e} of $\tilde{\Phi}$. Then,

$$\begin{aligned}
 \sum_T |\dot{\sigma}_0(T) C_0(\varphi, T)| &\prec \|\varphi\|_\nu \sum_T |\dot{\sigma}_0(T)| e^{-(1+\nu)D_T} e^{-|u_T|} \\
 &\prec \|\varphi\|_\nu \sum_{\tilde{e}} \sum_{x_T \in \tilde{e}} |\dot{\sigma}_0(T)| e^{-(1+\nu)D_T} e^{-|u_T|} \\
 (13) \quad &\prec \|\varphi\|_\nu \sum_{\tilde{e}} \sum_{x_T \in \tilde{e}} |\dot{\sigma}_0(T) - \dot{\sigma}_0(T_{\tilde{e}})| e^{-(1+\nu)D_T} e^{-|u_T|} \\
 &\quad + \|\varphi\|_\nu \sum_{\tilde{e}} \sum_{x_T \in \tilde{e}} |\dot{\sigma}_0(T_{\tilde{e}})| e^{-(1+\nu)D_T} e^{-|u_T|}
 \end{aligned}$$

where the sums $\sum_{\tilde{e}}$ are over all edges of $\tilde{\Phi}$ and where the sums $\sum_{x_T \in \tilde{e}}$ are over those components T of $\tilde{S} - \tilde{\lambda}$ for which x_T is in \tilde{e} .

The distance D_T is also the distance from x_T to the base point O . It follows that, if $x_T \in \tilde{e}$, then

$$(14) \quad e^{-D_T} \asymp e^{-D_{\tilde{e}}}$$

where $D_{\tilde{e}}$ is the distance from O to \tilde{e} and where the constants hidden in the symbol \asymp depend only on the diameters of the edges \tilde{e} , which are uniformly bounded by equivariance under the action of $\pi_1(S)$.

If $x_T \in \tilde{e}$, consider the *divergence radius* $r(T)$ of the component $T \cap \tilde{e}$ of $\tilde{e} - \tilde{\lambda}$, defined as follows. If $T \cap \tilde{e}$ is one of the two components of $\tilde{e} - \tilde{\lambda}$ that touch the boundary $\partial\tilde{\Phi}$, then $r(T) = 1$. Otherwise, $T \cap \tilde{e}$ is delimited by two geodesic arcs contained in two of the three leaves g_i^T , $i \in \{1, 2, 3\}$, of $\tilde{\lambda}$ bounding T . These two leaves are asymptotic on one side of \tilde{e} . On the other side, they cross the same succession of r edges of $\tilde{\Phi}$ before taking diverging routes at some switch of $\tilde{\Phi}$. Then, $r(T)$ is defined as this number r of edges which the two leaves cross together before diverging.

A consequence of the combinatorics of transverse cocycles, proved in [Bo4, Lemma 6], is that

$$(15) \quad |\dot{\sigma}_0(T) - \dot{\sigma}_0(T_{\tilde{e}})| \prec \|\dot{\sigma}_0\|_{\Phi} r(T) \prec r(T)$$

where $\|\dot{\sigma}_0\|_{\Phi} = \max \{|\dot{\sigma}_0(e)|; e \text{ edge of } \Phi\}$ and where we absorb this quantity $\|\dot{\sigma}_0\|_{\Phi}$ in the constant of the second \prec .

The complement $S - \lambda$ has finitely many components; see for instance [CEG][PH]. As a consequence, there are only finitely many T modulo the action of $\pi_1(S)$. It follows that, when we consider the point y_T projection to g_3^T of the third vertex of T , the distance from y_T to $T \cap \partial\tilde{\Phi}$ is uniformly bounded. From the definition of $r(T)$ and the definition of u_T as the signed distance from x_T to y_T , we conclude that $r(T) \asymp |u_T| + 1$, where the constants in the symbol \asymp depend only on the (suitably defined) lengths of the edges of Φ . It follows that there is an $a > 0$ such that

$$(16) \quad e^{-|u_T|} \prec e^{-ar(T)}.$$

Finally, using a compact fundamental domain for the action of $\pi_1(S)$ on \tilde{S} , one can go from O to $T_{\tilde{e}}$ by a path which crosses at most $\prec D_{\tilde{e}}$ edges of $\tilde{\Phi}$, or more precisely which is made up of $\prec D_{\tilde{e}}$ ties and of arcs in $\tilde{S} - \tilde{\Phi}$. It follows that

$$(17) \quad |\dot{\sigma}_0(T_{\tilde{e}})| \prec \|\dot{\sigma}_0\|_{\Phi} D_{\tilde{e}} \prec D_{\tilde{e}}.$$

Combining the estimates of Equations 13–17, we obtain

$$\begin{aligned}
\sum_T |\dot{\sigma}_0(T)C_0(\varphi, T)| &\prec \|\varphi\|_\nu \sum_{\tilde{e}} \sum_{x_T \in \tilde{e}} |\dot{\sigma}_0(T) - \dot{\sigma}_0(T_{\tilde{e}})| e^{-(1+\nu)D_T} e^{-|u_T|} \\
&\quad + \|\varphi\|_\nu \sum_{\tilde{e}} \sum_{x_T \in \tilde{e}} |\dot{\sigma}_0(T_{\tilde{e}})| e^{-(1+\nu)D_T} e^{-|u_T|} \\
&\prec \|\varphi\|_\nu \sum_{\tilde{e}} \sum_{x_T \in \tilde{e}} r(T) e^{-(1+\nu)D_{\tilde{e}}} e^{-ar(T)} \\
&\quad + \|\varphi\|_\nu \sum_{\tilde{e}} \sum_{x_T \in \tilde{e}} D_{\tilde{e}} e^{-(1+\nu)D_{\tilde{e}}} e^{-ar(T)} \\
&\prec \|\varphi\|_\nu \sum_{\tilde{e}} \sum_{x_T \in \tilde{e}} e^{-(1+\nu')D_{\tilde{e}}} e^{-a'r(T)}
\end{aligned}$$

for arbitrary $\nu' < \nu$ and $a' < a$.

Given \tilde{e} and an integer $r \geq 1$, the number of T meeting \tilde{e} (or, equivalently of components $T \cap \tilde{e}$ of $\tilde{e} - \tilde{\lambda}$) with $r(T) = r$ is uniformly bounded by a number depending only on the topology of S ; see [Bo2, Lemma 4]. It follows that

$$\sum_{x_T \in \tilde{e}} e^{-a'r(T)} \prec \sum_{r=1}^{\infty} e^{-a'r} \prec 1$$

and therefore that

$$\sum_T |\dot{\sigma}_0(T)C_0(\varphi, T)| \prec \|\varphi\|_\nu \sum_{\tilde{e}} e^{-(1+\nu')D_{\tilde{e}}}.$$

Now, lift the edges e_i , $i = 1, \dots, n$, of Φ to edges \tilde{e}_i of $\tilde{\Phi}$, so that every edge \tilde{e} is of the form $\gamma\tilde{e}_i$ for some $\gamma \in \pi_1(S)$ and for one of these finitely many \tilde{e}_i . If $\tilde{e} = \gamma\tilde{e}_i$, then $e^{-D_{\tilde{e}}} \asymp e^{-d(O, \gamma O)}$, so that

$$\sum_T |\dot{\sigma}_0(T)C_0(\varphi, T)| \prec \|\varphi\|_\nu \sum_{\tilde{e}} e^{-(1+\nu')D_{\tilde{e}}} \prec \|\varphi\|_\nu \sum_{i=1}^n \sum_{\gamma \in \pi_1(S)} e^{-(1+\nu')d(O, \gamma O)}.$$

By convergence of the Poincaré series

$$\sum_{\gamma \in \pi_1(S)} e^{-(1+\nu')d(O, \gamma O)} < \infty$$

for $\nu' > 0$, this completes the proof of the convergence of the series $\sum_T \dot{\sigma}_0(T)C_0(\varphi, T)$. This also shows that $\sum_T |\dot{\sigma}_0(T)C_0(\varphi, T)| \prec \|\varphi\|_\nu$, which completes the proof of Proposition 11. \square

We will need at some point a slightly stronger result:

Lemma 12. *For t sufficiently small, the series*

$$\sum_T \dot{\sigma}_t(T) e^{|\alpha_t(T)|} e^{-(1+\nu)D_T} e^{-|u_T|}$$

converges, and this uniformly in t .

Proof. We again split the sum as

$$\sum_T |\dot{\sigma}_t(T)| e^{|\alpha_t(T)|} e^{-(1+\nu)D_T} e^{-|u_T|} = \sum_{\tilde{e}} \sum_{x_T \in \tilde{e}} |\dot{\sigma}_t(T)| e^{|\alpha_t(T)|} e^{-(1+\nu)D_T} e^{-|u_T|}.$$

If $x_T \in \tilde{e}$, it again follows from the combinatorics of transverse cocycles [Bo4] that

$$|\alpha_t(T)| \leq |\alpha_t(T_{\tilde{e}})| + |\alpha_t(T) - \alpha_t(T_{\tilde{e}})| \prec \|\alpha_t\|_{\Phi} D_{\tilde{e}} + \|\alpha_t\|_{\Phi} r(T)$$

and

$$|\dot{\alpha}_t(T)| \leq |\dot{\alpha}_t(T_{\tilde{e}})| + |\dot{\alpha}_t(T) - \dot{\alpha}_t(T_{\tilde{e}})| \prec \|\dot{\alpha}_t\|_{\Phi} D_{\tilde{e}} + \|\dot{\alpha}_t\|_{\Phi} r(T).$$

Because $\alpha_0 = 0$ and by existence of the derivative cocycle $\dot{\alpha}_0$, we have that $\|\alpha_t\|_{\Phi} \prec |t|$. Also, $e^{-D_T} \asymp e^{-D_{\tilde{e}}}$ and $e^{-|u_T|} \prec e^{-at}$ for some $a > 0$, as in Equations 14 and 16. Therefore, there are constants $a, b > 0$ such that

$$\begin{aligned} \sum_T |\dot{\alpha}_t(T)| e^{|\alpha_t(T)|} e^{-(1+\nu)D_T} e^{-|u_T|} \\ \prec \sum_{\tilde{e}} \sum_{x_T \in \tilde{e}} \|\dot{\alpha}_t\|_{\Phi} (D_{\tilde{e}} + r(T)) e^{b|t|D_{\tilde{e}} + b|t|r(T)} e^{-(1+\nu)D_{\tilde{e}}} e^{-ar(T)} \\ \prec \sum_{\tilde{e}} \sum_{x_T \in \tilde{e}} e^{-(1+\nu')D_{\tilde{e}}} e^{-a'r(T)} \end{aligned}$$

for $0 < \nu' < \nu$ and $0 < a' < a$, if t is chosen sufficiently small that $b|t| < \inf\{\nu - \nu', a - a'\}$. We can then conclude the proof as for Proposition 11. \square

7. PROOF OF THE MAIN THEOREM

The main theorem of the article, namely Theorem 1 in the Introduction, is an immediate consequence of Theorems 13 and 19 below.

Theorem 13. *Let $t \mapsto m_t$, $t \in]-\varepsilon, \varepsilon[$, be a differentiable curve in $\mathcal{T}(S)$, let λ be a maximal geodesic lamination in S , and let $\tilde{\lambda}$ be its preimage in the universal covering \tilde{S} . Then, for every Hölder continuous function $\varphi : G(\tilde{S}) \rightarrow \mathbb{R}$ with compact support,*

$$\frac{d}{dt} \iint_{G(\tilde{S})} \varphi dL_{m_t}|_{t=0} = \sum_{T \neq T_O} \dot{\sigma}_0(T) C_0(\varphi, T)$$

where: the sum is over all components T of $\tilde{S} - \tilde{\lambda}$ which are different from the component T_O containing the base point $O \in \tilde{S}$;

(18)

$$C_0(\varphi, T) = \iint_{G(\tilde{S})} \varphi(h) (\cos \theta(g_3^T, h) - \cos \theta(g_1^T, h) - \cos \theta(g_2^T, h)) dL_{m_0}(h)$$

where the boundary of T consists of the geodesics g_1^T, g_2^T, g_3^T with g_3^T closest to O , $\cos \theta(g, h)$ is the cosine of the angle from the geodesic g to the geodesic h at their intersection point, measured counterclockwise for the metric m_0 , and $\cos \theta(g, h) = 0$ by convention when g and h do not meet; $\dot{\sigma}_0(T) = \frac{d}{dt} \sigma_t(T)|_{t=0}$ where $\sigma_t(T)$ is the number associated by the shearing cocycle $\sigma_t \in \mathcal{H}(\lambda)$ of $m_t \in \mathcal{T}(S)$ to an arbitrary geodesic arc joining the base point O to T .

Proof of Theorem 13. We are now ready to justify the formal computations of Section 4. We will use the definitions and notation of that section. Again, we use the isometry Θ_{m_0} associated to m_0 to identify \tilde{S} to \mathbb{H}^2 . In this identification $\tilde{S} \cong \mathbb{H}^2$, the map Θ_{m_0} is now the identity and we use the same symbol to represent an object in \tilde{S} and its image under Θ_{m_0} in \mathbb{H}^2 .

Let \mathcal{U} be a spanning family of components of $\tilde{S} - \tilde{\lambda}$, and consider the product

$$E_{T_1 T_2 \dots T_n}^{\alpha_t} = E_{T_1}^{\alpha_t(T_1)} E_{T_2}^{\alpha_t(T_2)} \dots E_{T_n}^{\alpha_t(T_n)} \prod_{U \in \mathcal{U}} E_{g_3^U}^{\alpha_t(U)}$$

where $T_1, T_2, \dots, T_n < \mathcal{U}$ as in Equation 1, and where $T_i < T_j \Rightarrow i < j$.

Note that, for two transverse cocycles α, h ,

$$E_{T_1 T_2 \dots T_n}^{\alpha+h} = E_{T_1'}^{h(T_1)} E_{T_2'}^{h(T_2)} \dots E_{T_n'}^{h(T_n)} \prod_{U \in \mathcal{U}} E_{g_3^{U'}}^{h(U)} E_{T_1 T_2 \dots T_n}^{\alpha}$$

where $T_i' = E_{T_1 T_2 \dots T_n}^{\alpha} T_i$ and $U' = E_{T_1 T_2 \dots T_n}^{\alpha} U$. Since this product involves only finitely many earthquakes, it then follows from Lemma 2 that, for every t ,

$$\begin{aligned} (19) \quad & \frac{d}{dt} \iint_{G(\mathbb{H}^2)} \varphi \circ (E_{T_1 T_2 \dots T_n}^{\alpha_t})^{-1} dL_{\mathbb{H}^2} \\ &= \frac{d}{dt} \iint_{G(\mathbb{H}^2)} \varphi \circ \left(E_{T_1}^{\alpha_t(T_1)} E_{T_2}^{\alpha_t(T_2)} \dots E_{T_n}^{\alpha_t(T_n)} \prod_{U \in \mathcal{U}} E_{g_3^U}^{\alpha_t(U)} \right)^{-1} dL_{\mathbb{H}^2} \\ &= \sum_{i=1}^n \dot{\sigma}_t(T_i) C_0(\varphi \circ (E_{T_1 T_2 \dots T_n}^{\alpha_t})^{-1}, E_{T_1 T_2 \dots T_n}^{\alpha_t} T_i) \\ &\quad + \sum_{U \in \mathcal{U}} \dot{\sigma}_t(U) C_0(\varphi \circ (E_{T_1 T_2 \dots T_n}^{\alpha_t})^{-1}, E_{T_1 T_2 \dots T_n}^{\alpha_t} g_3^U). \end{aligned}$$

As the finite family $\{T_1, T_2, \dots, T_n\}$ converges to $\{T \neq T_O; T < \mathcal{U}\}$, $E_{T_1 T_2 \dots T_n}^{\alpha_t}$ converges to

$$E_{\mathcal{U}}^{\alpha_t} = \overrightarrow{\prod_{T < \mathcal{U}}} E_T^{\alpha_t(T)} \prod_{U \in \mathcal{U}} E_{g_3^U}^{\alpha_t(U)}$$

We now pass to the limit in Equation 19 and conclude:

Lemma 14.

$$\begin{aligned} (20) \quad & \frac{d}{dt} \iint_{G(\mathbb{H}^2)} \varphi \circ (E_{\mathcal{U}}^{\alpha_t})^{-1} dL_{\mathbb{H}^2} \\ &= \sum_{T < \mathcal{U}} \dot{\sigma}_t(T) C_0(\varphi \circ (E_{\mathcal{U}}^{\alpha_t})^{-1}, E_{\mathcal{U}}^{\alpha_t} T) + \sum_{U \in \mathcal{U}} \dot{\sigma}_t(U) C_0(\varphi \circ (E_{\mathcal{U}}^{\alpha_t})^{-1}, E_{\mathcal{U}}^{\alpha_t} g_3^U) \end{aligned}$$

for t sufficiently small.

Proof of Lemma 14. As $\{T_1, T_2, \dots, T_n\}$ converges to $\{T' \neq T_O; T' < \mathcal{U}\}$, the homeomorphism $E_{T_1 T_2 \dots T_n}^{\alpha_t}$ of $\partial\mathbb{H}^2$ uniformly converges to $E_{\mathcal{U}}^{\alpha_t}$. In particular, for a fixed T , $C_0(\varphi \circ (E_{T_1 T_2 \dots T_n}^{\alpha_t})^{-1}, E_{T_1 T_2 \dots T_n}^{\alpha_t} T)$ converges to $C_0(\varphi \circ (E_{\mathcal{U}}^{\alpha_t})^{-1}, E_{\mathcal{U}}^{\alpha_t} T)$. Similarly, for $U \in \mathcal{U}$, $C_0(\varphi \circ (E_{T_1 T_2 \dots T_n}^{\alpha_t})^{-1}, E_{T_1 T_2 \dots T_n}^{\alpha_t} g_3^U)$ converges to $C_0(\varphi \circ (E_{\mathcal{U}}^{\alpha_t})^{-1}, E_{\mathcal{U}}^{\alpha_t} g_3^U)$. To justify Equation 20, we need a uniform estimate for the convergence of the sums in the right hand sides of Equations 19 and 20.

For a component T of $\tilde{S} - \tilde{\lambda}$, the refinement Lemma 9 of Proposition 3 shows that

$$\begin{aligned} (21) \quad & C_0(\varphi \circ (E_{T_1 T_2 \dots T_n}^{\alpha_t})^{-1}, E_{T_1 T_2 \dots T_n}^{\alpha_t} T) = C_0(\varphi', T') \\ & \prec \|\varphi'\|_{g_3^{T'}, \nu} e^{-(1+\nu)D_{T'}} e^{-|u_{T'}|} \end{aligned}$$

if we set $T' = E_{T_1 T_2 \dots T_n}^{\alpha_t} T$ and $\varphi' = \varphi \circ (E_{T_1 T_2 \dots T_n}^{\alpha_t})^{-1}$ to simplify the notation.

Sublemma 15. *If t is sufficiently small, then $|D_{T'} - D_T| \prec 1$ and $|u_{T'} - u_T| \prec |\alpha_t(T)| + 1$.*

Proof of Sublemma 15. We distinguish cases, according to whether T is one of the T_i or not.

If $T = T_{i_0}$, we can arrange the indexing so that those T_i with $T_i < T$ are exactly those with $i < i_0$ (while keeping the property that $T_i < T_j \Rightarrow i < j$). Then,

$$T' = I_{g_3}^{\alpha_t(T_1)} I_{g_{k_1}}^{-\alpha_t(T_1)} I_{g_3}^{\alpha_t(T_2)} I_{g_{k_2}}^{-\alpha_t(T_2)} \dots I_{g_3}^{\alpha_t(T_{i_0-1})} I_{g_{k_{i_0-1}}}^{-\alpha_t(T_{i_0-1})} I_{g_3}^{\alpha_t(T_{i_0})} T$$

where $g_{k_i}^{T_i}$ is the one among the two geodesics $g_1^{T_i}$ and $g_2^{T_i}$ that separates T from the base point O , and where I_g^a is the isometry of \mathbb{H}^2 that acts by translation of $a \in \mathbb{R}$ along the oriented geodesic g .

Let $T'' = I_{g_3}^{\alpha_t(T_{i_0})} T$. Then $D_{T''} = D_T$ and $u_{T''} = u_T + \alpha_t(T)$. On the other hand, it is proved in [Bo2, §5] that, if α_t is sufficiently small (depending on the metric m_0) and therefore if t is sufficiently small,

$$I_{g_3}^{\alpha_t(T_1)} I_{g_{k_1}}^{-\alpha_t(T_1)} I_{g_3}^{\alpha_t(T_2)} I_{g_{k_2}}^{-\alpha_t(T_2)} \dots I_{g_3}^{\alpha_t(T_{i_0-1})} I_{g_{k_{i_0-1}}}^{-\alpha_t(T_{i_0-1})}$$

remains bounded in the isometry group of \mathbb{H}^2 (the bound depends on \mathcal{U} , but not the condition on t).

Consequently, $|D_{T'} - D_{T''}|$ and $|u_{T'} - u_{T''}|$ stay bounded, which proves Sublemma 15 when T is equal to some T_{i_0} .

The argument is similar when T is equal to no T_{i_0} (with no term $I_{g_3}^{\alpha_t(T_{i_0})}$), and leads to $|D_{T'} - D_T| \prec 1$ and $|u_{T'} - u_T| \prec 1$ in this case. \square

Sublemma 16.

$$\|\varphi'\|_{g_3^{T'}, \nu} \prec \|\varphi\|_\nu$$

Proof of Sublemma 16. By definition of $\|\varphi'\|_{g, \nu}$ in Equation 12, and since $T' = E_{T_1 T_2 \dots T_n}^{\alpha_t} T$ and $\varphi' = \varphi \circ (E_{T_1 T_2 \dots T_n}^{\alpha_t})^{-1}$,

$$\|\varphi'\|_{g_3^{T'}, \nu} \leq \|\varphi\|_{g_3^T, \nu} \max\{1, e^{\nu(D_T - D_{T'})}\} \prec \|\varphi\|_\nu$$

where the second estimate comes from Sublemma 15 and from the fact that $\|\varphi\|_{g_3^T, \nu} \prec \|\varphi\|_\nu$. \square

Applying Sublemmas 15 and 16 to Equation 21, we conclude that

$$(22) \quad C_0(\varphi \circ (E_{T_1 T_2 \dots T_n}^{\alpha_t})^{-1}, E_{T_1 T_2 \dots T_n}^{\alpha_t} T) \prec \|\varphi\|_\nu e^{|\alpha_t(T)|} e^{-(1+\nu)D_T} e^{-|u_T|}$$

From Equation 19, we obtain

$$(23) \quad \iint_{G(\mathbb{H}^2)} \varphi \circ (E_{T_1 T_2 \dots T_n}^{\alpha_t})^{-1} dL_{\mathbb{H}^2} - \iint_{G(\mathbb{H}^2)} \varphi dL_{\mathbb{H}^2} \\ = \int_0^t \sum_{i=1}^n \dot{\sigma}_u(T_i) C_0(\varphi \circ (E_{T_1 T_2 \dots T_n}^{\alpha_u})^{-1}, E_{T_1 T_2 \dots T_n}^{\alpha_u} T_i) du \\ + \int_0^t \sum_{U \in \mathcal{U}} \dot{\sigma}_u(U) C_0(\varphi \circ (E_{T_1 T_2 \dots T_n}^{\alpha_u})^{-1}, E_{T_1 T_2 \dots T_n}^{\alpha_u} g_3^U) du.$$

As $\{T_1, T_2, \dots, T_n\}$ tends to $\{T \neq T_O; , T < \mathcal{U}\}$, the homeomorphism $E_{T_1 T_2 \dots T_n}^{\alpha_t}$ of $\partial \mathbb{H}^2$ uniformly converges to $E_{\mathcal{U}}^{\alpha_t}$. In particular, for a fixed T , $C_0(\varphi \circ (E_{T_1 T_2 \dots T_n}^{\alpha_u})^{-1}, E_{T_1 T_2, \dots, T_n}^{\alpha_u} T)$ converges to $C_0(\varphi \circ (E_{\mathcal{U}}^{\alpha_u})^{-1}, E_{\mathcal{U}}^{\alpha_u} T)$ and $C_0(\varphi \circ (E_{T_1 T_2 \dots T_n}^{\alpha_u})^{-1}, E_{T_1 T_2, \dots, T_n}^{\alpha_u} g_3^T)$ converges to $C_0(\varphi \circ (E_{\mathcal{U}}^{\alpha_u})^{-1}, E_{\mathcal{U}}^{\alpha_u} g_3^T)$. Combining Equation 22 and Lemma 12, we conclude by dominated convergence that

$$\begin{aligned}
 (24) \quad & \iint_{G(\mathbb{H}^2)} \varphi \circ (E_{\mathcal{U}}^{\alpha_t})^{-1} dL_{\mathbb{H}^2} - \iint_{G(\mathbb{H}^2)} \varphi dL_{\mathbb{H}^2} \\
 &= \int_0^t \sum_{T < \mathcal{U}} \dot{\sigma}_u(T) C_0(\varphi \circ (E_{\mathcal{U}}^{\alpha_u})^{-1}, E_{\mathcal{U}}^{\alpha_u} T) du \\
 &\quad + \int_0^t \sum_{U \in \mathcal{U}} \dot{\sigma}_u(U) C_0(\varphi \circ (E_{\mathcal{U}}^{\alpha_u})^{-1}, E_{\mathcal{U}}^{\alpha_u} g_3^U) du
 \end{aligned}$$

for t sufficiently small. Lemma 14 then follows by differentiating the two sides of Equation 24. \square

We now let the spanning family \mathcal{U} uniformly tend to infinity. Recall that this means that the set $\{T \neq T_O; T < \mathcal{U}\}$ converges to the set of all components $T \neq T_O$ of $\mathbb{H}^2 - \tilde{\lambda}$. We will do this in a controlled way.

Recall that O_T denotes the center of the ideal triangle T . For $n \in \mathbb{N}$, let \mathcal{V}_n denote the set of those components $T \neq T_O$ of $G(\tilde{S})$ such that $d(O, O_T) \leq n$. Note that the set of all O_T consists of finitely many orbits of the action of $\pi_1(S)$ on \tilde{S} , one orbit for each component of $S - \lambda$, and is consequently locally finite. It follows that \mathcal{V}_n is finite. Let $\mathcal{U}_n \subset \mathcal{V}_n$ consist of all elements of \mathcal{V}_n which are maximal for $<$. By construction, \mathcal{U}_n is a spanning family.

As n tends to ∞ , \mathcal{V}_n converges to the set of all components of $\tilde{S} - \tilde{\lambda}$ which are different from T_O , and it follows that \mathcal{U}_n uniformly converges to infinity.

We will apply Equation 20 of Lemma 14 to $\mathcal{U} = \mathcal{U}_n$, and let n tend to ∞ .

Lemma 17.

$$\lim_{n \rightarrow \infty} \sum_{U \in \mathcal{U}_n} \dot{\sigma}_t(U) C_0(\varphi \circ (E_{\mathcal{U}_n}^{\alpha_t})^{-1}, E_{\mathcal{U}_n}^{\alpha_t} g_3^U) = 0$$

and this uniformly in t .

Proof of Lemma 17. Let us begin with the case where $t = 0$. Using a train track Φ carrying λ as in the proof of Proposition 11, we have that $\dot{\sigma}_0(U) \prec \|\dot{\sigma}_0\|_{\Phi} d(O, O_U) \prec \|\dot{\sigma}_0\|_{\Phi} n$ for every $U \in \mathcal{U}_n$.

By Proposition 10, $C_0(\varphi, g_3^U) \prec \|\varphi\|_{\nu} e^{-(1+\nu)D_U}$. The angle under which g_3^U is seen from the base point O is $\asymp e^{-D_U}$. Because the $U \in \mathcal{U}_n$ are pairwise non comparable, the angular sectors under which the corresponding g_3^U are seen from O are disjoint. We conclude that $\sum_{U \in \mathcal{U}_n} e^{-D_U} \prec 1$. Therefore,

$$\begin{aligned}
 \sum_{U \in \mathcal{U}_n} \dot{\sigma}_0(U) C_0(\varphi, g_3^U) &\prec \|\varphi\|_{\nu} \|\dot{\sigma}_0\|_{\Phi} n \sum_{U \in \mathcal{U}_n} e^{-(1+\nu)D_U} \\
 &\prec \|\varphi\|_{\nu} \|\dot{\sigma}_0\|_{\Phi} n e^{-\nu \delta_n} \sum_{U \in \mathcal{U}_n} e^{-D_U} \prec \|\varphi\|_{\nu} \|\dot{\sigma}_0\|_{\Phi} n e^{-\nu \delta_n}
 \end{aligned}$$

if δ_n is the infimum of the distance D_U over $U \in \mathcal{U}_n$.

If Δ is the diameter of S for the metric m_0 , every point of $\tilde{S} \cong \mathbb{H}^2$ is at distance at most Δ from some O_T . It follows that, for every T , there is a $T' > T$ such that $d(O, O_{T'}) \leq D_T + 2\Delta$. Since \mathcal{U}_n consists of the maximal elements of \mathcal{V}_n , we conclude that $\delta_n \geq n - 2\Delta$. As a consequence,

$$\sum_{U \in \mathcal{U}_n} \dot{\sigma}_0(U) C_0(\varphi, g_3^U) \prec \|\varphi\|_\nu \|\dot{\sigma}_0\|_\Phi n e^{-\nu n},$$

which tends to 0 as n tends to ∞ .

For a general t , note that $E_{\mathcal{U}_n}^{\alpha_t} g_3^U = E^{\alpha_t} g_3^U$ if $U \in \mathcal{U}_n$. The homeomorphism $E^{\alpha_t} = \Theta_{m_t} \circ \Theta_{m_0}^{-1}$ of $\partial_\infty \mathbb{H}^2$ is Hölder continuous with uniformly bounded Hölder exponent and norm (depending on a compact subset of Teichmüller space containing the m_t). Since the angle under which $E^{\alpha_t} g_3^U$ is seen from O is $\asymp e^{-D_U^t}$, where D_U^t is the distance from O to $E^{\alpha_t} g_3^U$, it follows that $D_U^t \geq \mu D_U$ for some constant $\mu > 0$. In particular, the infimum δ_n^t of all D_U^t with $U \in \mathcal{U}_n$ is such that $\delta_n^t \geq \mu \delta_n \geq \mu n - 2\mu\Delta$. Proposition 10 gives that

$$C_0(\varphi \circ (E_{\mathcal{U}_n}^{\alpha_t})^{-1}, E_{\mathcal{U}_n}^{\alpha_t} g_3^U) \prec \|\varphi \circ (E_{\mathcal{U}_n}^{\alpha_t})^{-1}\|_{E_{\mathcal{U}_n}^{\alpha_t} g_3^U, \nu} e^{-(1+\nu)D_U^t}.$$

By definition of $\|\cdot\|_{g, \nu}$, we have

$$\|\varphi \circ (E_{\mathcal{U}_n}^{\alpha_t})^{-1}\|_{E_{\mathcal{U}_n}^{\alpha_t} g_3^U, \nu} \leq \|\varphi\|_{g_3^U, \nu} \max\{1, e^{\nu(D_U^t - D_U)}\} \prec \|\varphi\|_\nu \max\{1, e^{\nu(D_U^t - D_U)}\}.$$

Decomposing \mathcal{U}_n as the union of the set \mathcal{U}_n^+ of those $U \in \mathcal{U}_n$ with $D_U^t \geq D_U$ and the set \mathcal{U}_n^- of those U with $D_U^t < D_U$, we conclude that

$$\begin{aligned} \sum_{U \in \mathcal{U}_n} \dot{\sigma}_t(U) C_0(\varphi \circ (E_{\mathcal{U}_n}^{\alpha_t})^{-1}, E_{\mathcal{U}_n}^{\alpha_t} g_3^U) \\ \prec \|\varphi\|_\nu \|\dot{\sigma}_0\| n \sum_{U \in \mathcal{U}_n^+} e^{-D_U^t - \nu D_U} + \|\varphi\|_\nu \|\dot{\sigma}_0\| n \sum_{U \in \mathcal{U}_n^-} e^{-D_U^t - \nu D_U^t} \\ \prec \|\varphi\|_\nu \|\dot{\sigma}_0\| n (e^{-\nu \delta_n} + e^{-\nu \delta_n^t}) \sum_{U \in \mathcal{U}_n} e^{-D_U^t} \\ \prec \|\varphi\|_\nu \|\dot{\sigma}_0\| n (e^{-\nu n} + e^{-\nu \mu n}) \end{aligned}$$

since $\sum_{U \in \mathcal{U}_n} e^{-D_U^t} \prec 1$, as in the case where $t = 0$. This completes the proof of Lemma 17. \square

Lemma 18. *For t sufficiently small, the sum*

$$\sum_T \dot{\sigma}_t(T) C_0(\varphi \circ (E_{\mathcal{U}}^{\alpha_t})^{-1}, E_{\mathcal{U}}^{\alpha_t} T)$$

converges, uniformly in \mathcal{U} and in t .

Proof. By Lemma 9 and by definition of $\|\cdot\|_{g, \nu}$,

$$\begin{aligned} C_0(\varphi \circ (E_{\mathcal{U}}^{\alpha_t})^{-1}, E_{\mathcal{U}}^{\alpha_t} T) \prec \|\varphi \circ (E_{\mathcal{U}}^{\alpha_t})^{-1}\|_{g_{T'}, \nu} e^{-(1+\nu)D_{T'}} e^{-|u_{T'}|} \\ \prec \|\varphi\|_\nu \max\{1, e^{\nu(D_{T'} - D_T)}\} e^{-(1+\nu)D_{T'}} e^{-|u_{T'}|} \end{aligned}$$

if we set $T' = E_{\mathcal{U}}^{\alpha_t} T$.

Note that $T' = E^{\alpha_t} T$ when $T < \mathcal{U}$, and $T' = T$ otherwise. In particular, in the first case, $D_{T'}$ is the m_t -distance from the base point O to the m_t -geodesic

triangle in \tilde{S} corresponding to T . As a consequence, $D_{T'} \asymp D_T$ in both cases, and we conclude that

$$C_0(\varphi \circ (E_{\mathcal{U}}^{\alpha_t})^{-1}, E_{\mathcal{U}}^{\alpha_t} T) \prec \|\varphi\|_{\nu} e^{-(1+\nu')D_{T'}} e^{-|u_{T'}|}$$

for some $\nu' > 0$ depending on ν and on a compact subset of $\mathcal{T}(S)$ containing the image of the curve $t \mapsto m_t$. Therefore, $\sum_T \dot{\sigma}_t(T) C_0(\varphi \circ (E_{\mathcal{U}}^{\alpha_t})^{-1}, E_{\mathcal{U}}^{\alpha_t} T)$ is bounded by the sum of $\|\varphi\|_{\nu} \sum_T \dot{\sigma}_t(T) e^{-(1+\nu')D_T} e^{-|u_T|}$ and $\|\varphi\|_{\nu} \sum_T \dot{\sigma}_t(T) e^{-(1+\nu')D_{T''}} e^{-|u_{T''}|}$, where T ranges over all components of $\tilde{S} - \tilde{\lambda}$ that are different from T_O , and where $T'' = E^{\alpha_t} T$ in the second sum. These two sums converge by Lemma 12, applied to the metric m_t instead of m_0 for the second sum. This proves Lemma 18. \square

If we apply Equation 24 to $\mathcal{U} = \mathcal{U}_n$ and let n tend to ∞ we then conclude, by dominated convergence and by Lemma 17, that

$$\begin{aligned} (25) \quad & \iint_{G(\mathbb{H}^2)} \varphi \circ (E^{\alpha_t})^{-1} dL_{\mathbb{H}^2} - \iint_{G(\mathbb{H}^2)} \varphi dL_{\mathbb{H}^2} \\ &= \int_0^t \sum_T \dot{\sigma}_u(T) C_0(\varphi \circ (E^{\alpha_u})^{-1}, E^{\alpha_u} T) du. \end{aligned}$$

Differentiating both sides of Equation 25, it follows that

$$\begin{aligned} \frac{d}{dt} \iint_{G(\tilde{S})} \varphi dL_{m_t} \Big|_{t=0} &= \frac{d}{dt} \iint_{G(\mathbb{H}^2)} \varphi \circ (E^{\alpha_t})^{-1} dL_{\mathbb{H}^2} \Big|_{t=0} = \sum_T \dot{\sigma}_0(T) C_0(\varphi, T) \end{aligned}$$

which completes the proof of Theorem 13. \square

Theorem 19. *With the data of Theorem 13, the map $T_{m_0} L(\dot{m}_0)$ which to a Hölder continuous function $\varphi : G(\tilde{S}) \rightarrow \mathbb{R}$ with compact support associates*

$$T_{m_0} L(\dot{m}_0)(\varphi) = \frac{d}{dt} \iint_{G(\tilde{S})} \varphi dL_{m_t} \Big|_{t=0}$$

is a Hölder geodesic current $T_{m_0} L(\dot{m}_0) \in \mathcal{H}(S)$ which depends only on the tangent vector $\dot{m}_0 = \frac{d}{dt} m_t \Big|_{t=0} \in T_{m_0} \mathcal{T}(S)$. The map

$$T_{m_0} L : T_{m_0} \mathcal{T}(S) \rightarrow \mathcal{H}(S)$$

so defined is linear, and depends continuously on m_0 .

Proof. By Theorem 13 and Proposition 11, $T_{m_0} L(\dot{m}_0)$ defines a Hölder distribution on the space $G(\tilde{S})$. Also, since L_{m_t} is invariant under the action of $\pi_1(S)$, so is its derivative $T_{m_0} L(\dot{m}_0)$. (Note that it is less obvious to see the invariance directly from the formula $T_{m_0} L(\dot{m}_0)(\varphi) = \sum_T \dot{\sigma}_0(T) C_0(\varphi, T)$). As a consequence, $T_{m_0} L(\dot{m}_0)$ is a Hölder geodesic current.

Since the map which to a hyperbolic metric $m \in \mathcal{T}(S)$ associates its shearing cocycle $\sigma \in \mathcal{H}(\lambda)$ is a local diffeomorphism, $\dot{\sigma}_0 \in \mathcal{H}(\lambda)$ depends linearly on the tangent vector $\dot{m}_0 \in T_{m_0} \mathcal{T}(S)$. It follows that $T_{m_0} L(\dot{m}_0)(\varphi) = \sum_T \dot{\sigma}_0(T) C_0(\varphi, T)$ depends linearly on \dot{m}_0 . In other words, the map $T_{m_0} L$ is linear.

Finally, for two geodesics $g, h \in G(\tilde{S})$, the cosine $\cos \theta(g, h)$ depends continuously on the metric m_0 used to measure the angle $\theta(g, h)$. By bounded convergence,

it follows that each $C_0(\varphi, T)$ is a continuous function of m_0 . In addition, the arguments of the proof of Proposition 11 show that the convergence of the series $\sum_T \dot{\sigma}_0(T)C_0(\varphi, T)$ is uniform as m_0 stays in a compact subset of $\mathcal{T}(S)$. Consequently, for every φ , $T_{m_0}L(\dot{m}_0)(\varphi) = \sum_T \dot{\sigma}_0(T)C_0(\varphi, T)$ depends continuously on m_0 . In other words, $T_{m_0}L(\dot{m}_0) \in \mathcal{H}(S)$ is a continuous function of m_0 and \dot{m}_0 . \square

REFERENCES

- [BS] Joan S. Birman, Caroline Series, *Geodesics with bounded intersection number on surfaces are sparsely distributed*, Topology **24** (1985), 217–225.
- [Bo1] Francis Bonahon, *The geometry of Teichmüller space via geodesic currents*, Invent. Math. **92** (1988), 139–162.
- [Bo2] ———, *Shearing hyperbolic surfaces, bending pleated surfaces and Thurston’s symplectic form*, Ann. Fac. Sci. Toulouse Math. (6) **5** (1996), 233–297.
- [Bo3] ———, *Geodesic laminations with transverse Hölder distributions*, Ann. Sci. École Norm. Sup. (4) **30** (1997), 205–240.
- [Bo4] ———, *Transverse Hölder distributions for geodesic laminations*, Topology **36** (1997), 103–122.
- [CEG] Richard D. Canary, David B. A. Epstein, Paul Green, *Notes on notes of Thurston*, in: *Analytical and geometric aspects of hyperbolic space (Coventry/Durham, 1984)*, 3–92, London Math. Soc. Lecture Note Ser. vol. **111**, Cambridge Univ. Press, Cambridge, 1987.
- [Gr] Mikhael L. Gromov, *Hyperbolic groups*, in: *Essays in group theory*, 75–263, Math. Sci. Res. Inst. Publ. vol. **8**, Springer, New York, 1987.
- [KH] Anatole Katok, Boris Hasselblatt, *Introduction to the modern theory of dynamical systems*, Cambridge University Press, Cambridge, 1995.
- [Ot] Jean-Pierre Otal, *Le spectre marqué des longueurs des surfaces à courbure négative*, Ann. of Math. **131** (1990), 151–162.
- [PH] Robert C. Penner, John L. Harer, *Combinatorics of train tracks*, Annals of Mathematics Studies vol. **125**, Princeton University Press, Princeton, 1992.
- [Ša] Dragomir Šarić, *Infinitesimal Liouville distributions for Teichmüller space*, preprint, University of Southern California, 2002.
- [Su] Dennis P. Sullivan, *Cycles for the dynamical study of foliated manifolds and complex manifolds*, Invent. Math. **36** (1976), 225–255.
- [Th] William P. Thurston, *Minimal stretch maps between hyperbolic surfaces*, Unpublished preprint.
- [Wo] Scott A. Wolpert, *Thurston’s Riemannian metric for Teichmüller space*, J. Differ. Geom. **23** (1986), 143–174.

F. BONAHO, DEPARTMENT OF MATHEMATICS, UNIVERSITY OF SOUTHERN CALIFORNIA, LOS ANGELES, CA 90089-1113, U.S.A.

E-mail address: fbonahon@math.usc.edu

URL: http://math.usc.edu/~fbonahon

Y. SÖZEN, DEPARTMENT OF MATHEMATICS, UNIVERSITY OF CONNECTICUT, STORRS, CT 06269, U.S.A.

E-mail address: sozen@math.uconn.edu

URL: http://www.math.uconn.edu/~sozen