

Computing and Sampling Restricted Vertex Degree Subgraphs and Hamiltonian Cycles

by SCOTT SHEFFIELD

Abstract

Let $G = (V, E)$ be a bipartite graph embedded in a plane (or n -holed torus). Two subgraphs of G differ by a *Z-transformation* if their symmetric difference consists of the boundary edges of a single face—and if each subgraph contains an alternating set of the edges of that face. For a given $\phi : V \mapsto \mathbb{Z}^+$, S_ϕ is the set of subgraphs of G in which each $v \in V$ has degree $\phi(v)$. Two elements of S_ϕ are said to be adjacent if they differ by a *Z-transformation*. We determine the connected components of S_ϕ and assign a *height function* to each of its elements.

If ϕ is identically two, and G is a grid graph, S_ϕ contains the partitions of the vertices of G into cycles. We prove that we can always apply a series of *Z-transformations* to decrease the total number of cycles provided there is enough “slack” in the corresponding height function. This allows us to determine in polynomial time the minimal number of cycles into which G can be partitioned provided G has a limited number of non-square faces. In particular, we determine the Hamiltonicity of polyomino graphs in $O(|V|^2)$ steps. The algorithm extends to n -holed-torus-embedded graphs that have grid-like properties. We also provide Markov chains for sampling and approximately counting the Hamiltonian cycles of G .

1 Introduction

Let $G = (V, E)$ be a planar or n -holed-torus-embedded polygon graph (i.e., a graph whose faces are simple polygons) and let δ be a function on the oriented edges of G . Then the *height function space* $\mathcal{H} = (G, \delta)$ is the set of (real or integer valued) functions ϕ on the face set F of G satisfying difference restrictions $\phi(f_2) - \phi(f_1) \leq \delta(e)$ whenever e is an edge shared by f_1 and f_2 oriented with f_1 on the left.

If G is planar, \mathcal{H} is in one-to-one correspondence with the set of closed electric flows ω on G satisfying $-\delta(e^{-1}) \leq \omega(e) \leq \delta(e)$ for each oriented edge e . This allows us to convert questions about randomly chosen network flows or corresponding objects (e.g., perfect matchings on bipartite graphs) into questions about random height functions.

One advantage of this conversion is that recently introduced perfect sampling techniques, including *Coupling from the Past* (see [34]) and *Fill’s algorithm* (see [18]), apply especially well to height function spaces. Another is that large

deviations principles and asymptotic limiting shapes can sometimes be derived for random height function spaces in a way that sheds light on local behavior. (See [7] and [9] for numerous references to examples involving domino tilings.)

This paper uses height function theory to solve two other problems that have been dealt with in the literature. The first of these is *Z-transformation connectedness*. The problem here is as follows. Let G be a bipartite, planar (or n -holed torus embeddable) graph $G = (V, E)$, and ϕ a function $\phi : V \mapsto \mathbb{Z}^+$. Let S_ϕ be the set of all subgraphs H of G satisfying $\deg_H(v) = \phi(v)$ at every vertex v .

Two subgraphs of G are said to differ by a Z -transformation if their symmetric difference consists of the boundary edges of a single cell—and if each subgraph contains an alternating set of the boundary edges of that cell. We say two elements of S_ϕ are adjacent if they differ by a single Z -transformation. The problem is to understand the connected components of S_ϕ .

In the case that ϕ is identically one (and thus S_ϕ is the set of perfect matchings of G) the problems has been solved explicitly for polyomino graphs, simply connected hexagon graphs, and other families without the aid of height functions (see [30], [35], [41], [44] and [42]).

Using height functions, however, we can *always* determine the structure of S_ϕ and enumerate its connected components. The key is to observe that two subgraphs differ by a Z -transformation if and only if their corresponding height functions are equal everywhere except on a single face where they differ by one. In fact, we will extend our definition to say that any two height functions differ by a Z -transformation if this is the case. Given this formulation, the connectivity results are almost trivial.

Similarly, several papers (including those in [3], [10], [17], [21], [22], and [43]) have used a variety of techniques to produce Hamiltonian cycles in grid graphs without using height functions. However, these algorithms and characterizations do not apply in general. For example, [22] solves the Hamiltonian path problem for rectangular grids; [21] and [37] deal with rectangular grids with one or two vertices removed; [43] defines a special class of Hamiltonian grid graphs by inductively adjoining pairs of rows; and [3] gives a linear algorithm for the Hamiltonicity of grid graphs shaped like staircases (with possibly irregular step sizes).

Using height functions, we can go much further. First, we specialize to the case that G is a grid graph and ϕ is identically two (so that elements of S_ϕ are cycle covers of G). We will see that applying a series of Z -transformations to lattice square faces sometimes allows us to join those cycles together. This turns out to always be possible provided there is enough “slack” in the corresponding height functions; our algorithm will search through the connected components of S_ϕ until it finds one for which the corresponding height functions do have enough “slack.”

We will always assume that G is 2-connected (otherwise, it is clearly not Hamiltonian), and thus, the faces of G are simple polygons without repeated edges. The complexity of our algorithms will depend on m , the number of faces of G that are not lattice squares. (Intuitively, these correspond to “holes” in the

grid graph.) We give a (probably not sharp) upper bound on the runtime by $O(|F|^{2+\frac{n}{2}})$, where F is the set of square faces of G . In particular our algorithm is $O(|F|^2)$ for grid graphs with no non-square faces (also called *polyomino graphs*). Similar results hold for Hamiltonian paths with fixed endpoints and for other gridlike families of graphs embedded in n -holed tori.

An algorithm very similar to the one we present was published in [39]; this paper (which applies only to polyomino graphs and gives a somewhat weaker bound of $O(|V|^4)$) does not discuss height functions explicitly, but it contains many definitions and constructions that are most naturally understood in height function language. For example, the somewhat unintuitive definition of the distance between 2-factors in [39] (based on an induction using nestings of “alternating cycles”) is the l_1 distance between the corresponding height functions.

An intuitive reason we might expect the Hamiltonicity problem to be more difficult for grids with holes is that the path could belong to any one of the exponentially many *homotopy* classes of non-intersecting cycles in the plane minus the holes. An interesting open problem we don’t solve is whether, given a homotopy class, one can determine in polynomial time whether there is a Hamiltonian cycle in that homotopy class. To compensate, we provide a related result that is neither strictly stronger nor strictly weaker: we produce a correspondence between cycle partitions and network flows and provide a polynomial algorithm for the existence of a Hamiltonian cycle whose corresponding network flow lies in a particular *homology class* of the plane minus the holes.

Our last topic will be the enumeration, sampling, and counting of the Hamiltonian cycles (or Hamiltonian paths) for a given grid graph using Markov chains. Although the convergence rates of the Markov chains are not known in general, we can provide heuristics and upper bounds in special cases.

Finally, as a potential application, we point out that theoretical chemists and statistical physicists make frequent use of Hamiltonian paths and cycles in grid graphs to model proteins and other heteropolymers. These results may prove useful in analyzing the phase transitions and other properties of two-dimensional single-chain heteropolymer models.

2 Height Functions: Definitions and Basic Results

The results in this section are standard material from combinatorial topology and the cycle decomposition of planar electric flows; we include them to fix notation and make the paper self-contained.

2.1 Defining Chains and Homology

From here on, we assume that G is embedded in a plane or n -holed torus and we will refer to the connected components of the surface of embedding minus G as *faces*. One easily checks that if G is connected and embedded in a surface with genus as small as possible, all of the faces are simply connected and have a

sequence of (possibly repeated) oriented edges e_1, \dots, e_k as a clockwise oriented boundary. Because of the orientability of our surface, if a face contains the same edge twice on its boundary, it must be oriented in opposite directions each time. If none of the faces of G has repeated edges on its boundary, then all face boundaries are simple polygons, and we say G is a *polygon graph*. We have already defined Z -transformations for polygon graphs, but we can extend that definition. If a face f has repeated edges, we say two subgraphs H_1 and H_2 differ by a Z -transformation at f if their symmetric difference is the set of non-repeated edges of f and if one subgraph contains all non-repeated edges oriented from black to white on the clockwise boundary of f and the other contains all such edges oriented from white to black.

Let $S_0(G)$, $S_1(G)$, and $S_2(G)$ be the formal vector spaces generated respectively by the vertices, oriented edges, and faces of G (where in $S_1(G)$, an edge oriented one direction is the additive inverse of the same edge oriented the opposite direction). For example, if G has five faces, $S_2(G)$ is the five-dimensional vector space of sums of the form $\sum_{f \in F} a_f f$, with $a_f \in \mathbb{R}$.

The dual perspective is to think of an element of $S_2(G)$ as a function from these five faces to the real numbers. Because we will need this dual perspective frequently, by slight abuse of notation, whenever τ is an 2-chain, we will write $\tau(f)$ to mean the value of a_f in the sum $\tau = \sum_{f \in F} a_f f$, (i.e., the inner product of $\tau(f)$ and f). We follow similar conventions for $S_1(G)$ and $S_0(G)$. Elements of $S_i(G)$ are called *i-chains*. There is an obvious correspondence between 1-chains and electric flows.

Next, we define a boundary operator:

$$d : S_1(G) \mapsto S_0(G)$$

$$d : S_2(G) \mapsto S_1(G)$$

as follows; if $e = (v, w)$ is an edge (oriented from vertex v to vertex w), then $d(e) = w - v$. If f is a face, then $d(f)$ is the sum of the edges on the boundary of f , clockwise oriented. (“Clockwise” is well-defined because the plane and n -holed torus are orientable.) Note that if the boundary of f contains a repeated edge, both that edge and its inverse will be included in the boundary sum and will cancel each other out.

If ω is a 1-chain, we say ω is *closed* if $d(\omega) = 0$. We say ω is *exact* if $\omega = d(\tau)$ for some chain τ . Since, $d^2(f)$ is clearly equal to zero for any single face f , $d^2(\tau) = 0$ for any 2-chain τ . Hence, every exact one-chain is closed.

The homology $H_1(G)$ is defined to be the vector space of closed 1-chains mod the space of exact 1-chains. In other words, homology represents the failure of the sequence

$$0 \mapsto S_2(G) \xrightarrow{d} S_1(G) \xrightarrow{d} S_0(G) \mapsto 0$$

to be exact. The most important result from combinatorial topology we use is the following:

Theorem 1 *The dimension of the homology space depends only on the topological structure of T , the surface of embedding, not on the graph G . The homology is trivial if T is the plane and $2n$ -dimensional if T is the n -holed torus.*

The reader who wishes to verify these facts can do so with the following steps.

1. Verify that the dimension of $dS_2(G)$ is $|F| - 1$ by checking that the kernel in the space S_2 of the map d is one-dimensional, spanned by $\sum_{f \in F} f$.
2. Verify that the dimension of $dS_1(G)$ is $|V| - 1$ by showing that for any two vertices, v, w , the 0-chain $v - w$ is in $dS_1(G)$ and then showing that these elements span a codimension one subspace of $S_0(G)$.
3. Conclude that the kernel of d in $S_1(G)$ has dimension $|E| - |V| + 1$ and the homology has dimension $2 - |F| + |E| - |V|$. Compute this value using the Euler characteristic.

2.2 Defining Z -transformations and S_ϕ in Terms of Chains

We refer to vertices of G as *black* and *white* depending on which of the two partite classes they belong to. Given a subgraph H of G , we then define the 1-chain ω_H to be the sum of all the edges in H , oriented from black to white. Then $H \in S_\phi$ if and only if

$$d\omega_H = \sum_{v \in G} \phi(v)\epsilon(v)v$$

where

$$\epsilon(v) = \begin{cases} 1 & v \text{ is a black vertex} \\ -1 & v \text{ is a white vertex} \end{cases}$$

From this it follows also that if H_1 and H_2 are both in S_ϕ , $d\omega_{H_1} - d\omega_{H_2} = 0$. In other words, $\omega_{H_1} - \omega_{H_2}$ is always closed (though not necessarily exact, unless G is planar). Furthermore, two subgraphs H_1 and H_2 differ by a Z -transformation if and only if $\omega_{H_1} - \omega_{H_2}$ is equal to df or $-df$ for some single face f .

This implies that if one can move from H_1 to H_2 by a sequence of Z -transformations (i.e., H_1 and H_2 are in the same connected component of S_ϕ) then $\omega_{H_1} - \omega_{H_2}$ can be written as a sum $\sum_{f \in F} a_f df$ where a_f are integers. In particular, $\omega_{H_1} - \omega_{H_2}$ is exact.

Whenever $\omega_{H_1} - \omega_{H_2}$ is exact, we will say that H_1 and H_2 are *homologically equivalent* and write $H_1 \sim H_2$; since this is clearly an equivalence relation, it partitions S_ϕ into *homology classes*.

2.3 Chains and General Network Flow Problems

In the above formulation, a 1-chain ω is equal to ω_H for some $H \in S_\phi$ if and only if

1. $d\omega = \sum \phi(v)\epsilon(v)v$
2. For each black to white oriented edge e , $\omega(e) \in \{0, 1\}$.

Equivalently, we might require that ω represent an electrical network flow such that each black vertex is a source of $\phi(v)$ units of current, each white vertex is a sink of $\phi(v)$ units, and each edge conducts one or zero units from black to white. This is best understood as a special case of the following well-known constrained network flow problem:

Given a graph G , an upper bound $\delta(e)$ and a lower bound (given by $-\delta(e^{-1})$) on the amount of current passing through each directed edge e , and a function ϕ on the vertices dictating the net amount of current (positive or negative) flowing into that vertex, describe the set of (real or integer-valued) flows with this property, i.e., the set of one-chains ω such that $d\omega = \sum \phi(v)v$ and $\omega(e) \leq \delta(e)$ for each directed edge e .

The first step is to reduce to the case that ϕ is identically zero (and hence our one-chains are closed) as follows. Let α be any (integer or real valued) flow such that the amount of flow into v is $\phi(v)$ for each v . Instead of seeking ω , we can look for $\bar{\omega} = \omega - \alpha$ such that $d\bar{\omega} = 0$ and $\bar{\omega}(e) \leq \bar{\delta}(e)$ for all e , where $\bar{\delta} = \delta - \alpha$.

Next, we treat the set of closed $\bar{\omega}$ one homology class at a time. (If G is planar, there is only one homology class.) Accordingly, we restrict ourselves to ω such that $\bar{\omega}$ is exact. (Different choices of α correspond to different homology classes.) Then for each such $\bar{\omega}$, there is a 2-chain τ such that $d\tau = \bar{\omega}$. Viewed in the dual sense as a function on the faces of G , τ is the *height function* discussed in the introduction, and it is uniquely determined up to a constant. To eliminate ambiguity, we will require that $\tau(f_0) = 0$ for some reference face f_0 . If f_1 and f_2 share an edge e (oriented with f_1 on the left), the condition that $\bar{\omega}(e) \leq \bar{\delta}(e)$ is equivalent to the condition that $\tau(f_2) - \tau(f_1) \leq \bar{\delta}(e)$. We have now reduced the characterization of flows in a homology class to the characterization of height functions satisfying difference restrictions.

To help us better understand the restrictions, for adjacent f_1 and f_2 , we define $d(f_1, f_2) = \bar{\delta}(e)$, the largest allowed value of $\tau(f_2) - \tau(f_1)$. Next, suppose f_1 and f_2 do not necessarily share an edge, but $P = (f_1, f_{\sigma(1)}, \dots, f_{\sigma(m)}, f_2)$ is a path connecting f_1 and f_2 (so that each $f_{\sigma(i)}$ shares an edge with the face before and after it). Then we define $D_P(f_1, f_2) = d(f_1, f_{\sigma(1)}) + d(f_{\sigma(1)}, f_{\sigma(2)}) + \dots + d(f_{\sigma(m)}, f_2)$. We then deduce the useful bounds, $-D_P(f_2, f_1) \leq \tau_H(f_2) - \tau(f_1) \leq D_P(f_1, f_2)$. When it exists, we define $D(f_1, f_2)$ to be the minimum value of $D_P(f_1, f_2)$ as P ranges over all possible paths connecting f_1 and f_2 . This includes single-element paths; thus, if there are no *negative cycles* (i.e., no paths P from a face f to itself such that $D_P(f, f) < 0$), then $D(f, f) = 0$.

Theorem 2 *There exists a function τ on the faces of G satisfying the difference restrictions if and only if there exists no path P from a face f to itself such that $D_P(f, f) < 0$.*

The above bounds clearly imply that the latter condition is necessary. To prove that it is sufficient, we first note that if there are no negative cycles, then for any f_1 and f_2 , a minimum $D_P(f_1, f_2)$ must exist. To see this, note that if P' is a path connecting f_2 back to f_1 and $P + P'$ is the concatenation of P and P' , then

$$0 \leq D_{P+P'}(f_1, f_1) = D_P(f_1, f_2) + D_{P'}(f_2, f_1)$$

If we can make $D_P(f_1, f_2)$ arbitrarily small, we obtain a contradiction by choosing P so that $D_{P+P'}(f_1, f_1)$ is negative.

Now, to prove existence of a τ satisfying our restrictions, we show that there is one choice of τ that achieves its maximal allowed value on every face: that is, $\tau(f) = D(f_0, f)$ for all f . To see that this function satisfies our restrictions, suppose f_1 and f_2 are joined by an edge e with f_1 on the left. Then one easily checks that

$$D(f_0, f_2) \leq D(f_0, f_1) + d(f_1, f_2) = D(f_0, f_1) + \bar{\delta}(e)$$

$$D(f_0, f_1) \leq D(f_0, f_2) + d(f_2, f_1) = D(f_0, f_2) - \bar{l}(e)$$

and hence

$$\tau(f_2) - \tau(f_1) \leq \delta(e)$$

From this construction of τ , we get the following corollary.

Corollary 1 *If a reference face f_0 is required to have $\tau(f_0) = 0$, then there exists a τ satisfying our difference restrictions such that τ achieves its maximal (or symmetrically, minimal) possible value on each face of G . In other words, if we write $\tau_1 \geq \tau_2$ whenever $\tau_1(f) \geq \tau_2(f)$ for all f , the resulting poset of allowable height functions, contains maximal and minimal elements.*

The distance function D can be thought of as representing a (non-symmetric and possibly negative) cost of traveling from f_1 to f_2 and can be efficiently computed by standard shortest path and negative cycle detection algorithms, such as Dijkstra's algorithm (see [1]) and its many variants.

Clearly, every homology class of $S_1(G)$ corresponds to the class of height functions arising from some choice of α . Now, fix α_0 to be any chain satisfying $d\alpha_0 = \sum \phi(v)v$, and let c_1, \dots, c_n be a generating basis of the elements of the homology space of G ; (such a basis can be computed with simple linear algebra, or \mathbb{Z} -module reduction in the integer-valued case). We can now enumerate the homology classes by determining for what values of $a = (a_1, \dots, a_n)$ the one-chain $\alpha = \alpha_0 + \sum a_i c_i$ gives rise to negative cycles in the corresponding restricted difference problem.

It is clearly enough to consider non-self-intersecting paths P , of which there are finitely many. Given a path P from a face f to itself, note that the value

$D_P(f, f)$ has affine dependence on a , and thus the restriction that $D_P(f, f) \geq 0$ forces a to lie one side of a hyperplane. Hence, for the real (integer-valued) flow problem the allowable a 's correspond to real (integer-valued) vectors inside a convex polytope. Furthermore, for any allowable a and a' and any i , one easily checks that $|a_i - a'_i|$ is bounded above by $|F|M$, where M is the maximum size of a restricted difference interval. Thus, in the integer-valued case, $(|F|M)^n$ is an upper bound on the number of homology classes. In particular, for the restricted vertex degree problem, $|F|^n$ is a (usually very weak) upper bound for the number of homology classes of S_ϕ .

3 Connectedness Results

3.1 Connected Components of Height Function Spaces

In this section, we study the connectedness of the set of flows in a given homology class; recall that once the homology class is given, allowable flows are in one to one correspondence with functions τ on the faces of G such that whenever f_1 and f_2 share an edge e (oriented with f_1 on the left), $\bar{l}(e) \leq \tau(f_2) - \tau(f_1) \leq \bar{u}(e)$.

Now, given a set of faces and difference restrictions, we say two faces f_1 and f_2 are in the same face cluster (or $f_1 \sim f_2$) if $D(f_1, f_2) = -D(f_2, f_1)$. Equivalently, $f_1 \sim f_2$ if for some path P from f_1 to itself which passes through f_2 , $D_P(f_1, f_1) = 0$. This is clearly an equivalence relationship, and moreover, if $f_1 \sim f_2$, one easily checks that $D(f_1, f_3) = D(f_1, f_2) + D(f_2, f_3)$ and $D(f_3, f_1) = D(f_3, f_2) + D(f_2, f_1)$ for any third face f_3 . Whenever $f_1 \sim f_2$, the difference $\tau(f_1) - \tau(f_2)$ is fixed to be exactly $D(f_1, f_2)$ for any allowable height function; thus, it is always impossible to apply Z -transformations to an allowable τ at f_1 or f_2 .

The following result is now easy to prove, and is based on the intuitive notion from linear programming that if a convex polytope is full-dimensional in its space of embedding, any two points (or at least interior points) can be connected by paths that only move in one coordinate direction at a time.

Theorem 3 *The Z -transformation graph on S_ϕ is connected if and only if there is at most one face cluster containing more than one face. If there are k face clusters ($k > 1$) with representatives f_0, \dots, f_{k-1} , then (taking f_0 as the reference face so $\tau(f_0) = 0$), the connected components of the Z -transformation graph are in one to one correspondence, with the set of values $\tau(f_1), \dots, \tau(f_{k-1})$ satisfying $-D(f_j, f_i) \leq \tau(f_j) - \tau(f_i) \leq D(f_i, f_j)$ for all $0 \leq i, j \leq k-1$.*

First, since we cannot apply Z -transformations to make changes to $\tau(f)$ when f is on a fixed face, any τ_1 and τ_2 are clearly in different connected components if they disagree on any of the f_1, \dots, f_{k-1} .

For the other direction, we will need some definitions. For each path P from a face f to itself that includes at least one face other than f , define the length $|P|$ to be the number of edges of the path (so (f, f_1, f_2, f) has length three). Then let β be the minimal value of $D_P(f, f)/|P|$ as f ranges over all faces and P ranges

over all non-trivial paths from f to f that do not intersect themselves except at their endpoints. Next, define the distance $|\tau_1 - \tau_2| = \sum_{f \in F} |\tau_1(f) - \tau_2(f)|$.

We claim that with at most $\frac{|\tau_1 - \tau_2|}{\beta} + |F|$ Z -transformations, we can transform τ_1 into τ_2 . To see this, first let γ be the maximal value assumed by $\tau_1(f) - \tau_2(f)$ as f ranges over the faces in F . We can assume without loss of generality that this value is positive, and f is a face on which this value is achieved. Next, let m be the minimal value such that decreasing the value of $\tau_1(f)$ produces an allowable height function. Then if $m \geq \tau_1(f) - \tau_2(f)$, we decrease the value of $\tau_1(f)$ by $\tau_1(f) - \tau_2(f)$, making the two height functions equal at that face. If this is not the case but $m \geq \beta$, we decrease the value of $\tau_1(f)$ by m , reducing the distance $|\tau_1 - \tau_2|$ by at least β . Finally, suppose $m < \tau_1(f) - \tau_2(f)$ and $m < \beta$. Then there must be a neighboring f_1 such that decreasing $\tau_1(f_1)$ by m causes $\tau_2 - \tau_1$ to be greater than $d(f_1, f_2)$. In other words, there is a neighboring f_1 such that, $d(f, f_1) - (\tau_1(f_1) - \tau_1(f)) < m < \beta$. Next, we go through the above steps again, either reducing the distance by at least β , creating equality on one face, or finding an f_2 with $d(f_1, f_2) - (\tau_1(f_2) - \tau_1(f_1)) < m \leq \beta$. The sequence f, f_1, f_2, \dots we produce here can never intersect itself, because if f_k, \dots, f_l were are cycle P formed by this process, we would have

$$D_P(f, f) = \sum_{i=k}^{l-1} d(f_i, f_{i+1}) - (\tau_1(f_i) - \tau_1(f_{i+1})) = \sum_{i=k}^{l-1} d(f_i, f_{i+1}) < (l - k)\beta$$

and this contradicts our assumption about the minimality of β . Hence, we can either decrease the distance by β or produce equality on a face at every step, and we can apply a similar procedure for the faces on which $\tau_1(f) < \tau_2(f)$; from this we deduce the bound on the number of steps. Finally, to see that there exists at least one possible height function for each allowable set of values $\tau(f_1), \dots, \tau(f_{k-1})$, we can use an extrapolation argument to set each $\tau(f)$ equal to its maximal possible value. That is, $\tau(f)$ is the maximum of $\tau(f_i) + D(f_i, f)$ as i ranges from 0 to $k - 1$. The proof that this yields a valid height function is analogous to that given earlier for height function existence. \square

In the integer-valued case, every such step decreases the distance between τ_1 and τ_2 by at least one, so we get the following corollary.

Corollary 2 *In the case of integer-valued network flows, if τ_1 and τ_2 agree on all of the face clusters with more than one element, τ_1 and τ_2 can be connected by at most $|\tau_2 - \tau_1|$ Z -transformations.*

Furthermore, when we are interested in random sampling or Coupling from the Past, we can always make our space of flows connected by allowing Z -transformations on face clusters instead of just individual faces. Further modifications may be made to increase the coupling speed in many cases, but these are beyond the scope of this paper.

3.2 Restricted Vertex Degree Subgraph Connectedness

In the Restricted Vertex Degree Subgraph case, we can restate the connectedness result using the following language. We say an edge of G is *free* if there exist $H_1, H_2 \in S_\phi$ such that the e is contained in H_1 and not H_2 . Otherwise, we say the edge is *fixed*; i.e., it is necessarily included (not included) in each element of S_ϕ . Similarly, we say an edge e of G is *homology class free* with respect to a given homology class if there exist H_1, H_2 in that homology class such that e is contained in H_1 and not H_2 ; otherwise, e is *homology class fixed*. Clearly, two adjacent faces are in the same face cluster if and only if the edge between them is homology class fixed-and in the planar case, homology class fixed edges and fixed edges are equivalent.

The notion of free and fixed edges is used in organic chemistry. If we treat carbon atoms as vertices, single or double bonds as edges in G , and double bonds as edges in H , benzene molecules exist only when G is a hexagon graph that admits a perfect matching; when multiple matchings are present, the double bond configuration occupies a quantum superposition of possible matchings, and carbon atoms joined by free edges of G have different bond lengths from those joined by fixed edges.

Using this definition, we have another formulation of our connectedness results:

Theorem 4 *The following are equivalent:*

1. *There exists a 1-chain α defined on G such that $d\alpha = \sum \phi(v)\epsilon(v)v$ and each edge e oriented from black to white satisfies $0 < \alpha(e) < 1$.*
2. *There are no fixed edges in G .*

To see that the first implies the second, first, as in previous sections, we use α to define $\bar{\omega}_H = \omega_H - \alpha$ and we choose τ_H to be the 2-chain such that $\tau_H(f_0) = 0$ for a reference face f_0 and $d\tau_H = \bar{\omega}_H$. Note that the statement implies that for any pair of adjacent faces, f_1 and f_2 , $0 < |d(f_1, f_2)| < 1$. In particular, this implies that for any non-trivial path P from a face f to itself, $D_P(f, f)$ is positive, and hence each face cluster contains only one face.

For the converse, if there are no fixed edges on G , then let H_1, \dots, H_k be some set of subgraphs in S_ϕ such that edge is contained and not contained in at least one subgraph. Then $\alpha = \frac{1}{k} \sum \omega_{H_i}$ satisfies the requirements. \square

Note that if we let H_1, \dots, H_k run through all the subgraphs in S_ϕ , then $\alpha \frac{1}{k} \sum \omega_{H_i}$ and hence $\frac{1}{k} \sum \bar{\omega}_{H_i} = 0$. We then conclude that $\frac{1}{k} \sum \tau_{H_i} = 0$, because it has zero as its boundary and because $\tau_{H_i}(f_0)$ is always equal to zero. This is the unique choice of α such that the average of the corresponding height functions is zero. Clearly, the problem of determining this α — the average value of ω_{H_i} — is equivalent to the problem of determining the average height function when a different, fixed α is chosen.

Using the same proof, we can generalize to clusters of faces.

Theorem 5 *The following are equivalent:*

1. *There exists a 1-chain α defined on G such that $d\alpha = \sum \phi(v)\epsilon(v)v$ and for a partition of the set of faces F_1, \dots, F_k , each edge e separating members of different F_i oriented from black to white satisfies $0 \leq \alpha(e) < 1$.*
2. *No edge separating members of different F_i is fixed.*

This follows from the fact that if an edge e were fixed, then we would have $f_1 \sim f_2$ for the two opposing faces and hence there would exist a closed path P starting and ending at f_1 and passing through f_2 with $D_P(f_1, f_1) = 0$. However, we know that all the terms in the sum for $D_P(f_1, f_1)$ are equal to or greater than zero and at least one (one separating an element of the first F_i from the second) is positive. \square

Similarly, we can state the result for particular homology classes. This latter formulation is useful because the second condition implies that all subgraphs of G corresponding to the homology class defined by α (i.e., all H such that $\omega_H - \alpha_0$ is exact) can be connected by a series of Z -transformations.

Theorem 6 *The following are equivalent:*

1. *There exists a 1-chain α defined on G such that $d\alpha = \sum \phi(v)\epsilon(v)v$, $\alpha - \alpha_0$ is exact, and for a partition of the set of faces F_1, \dots, F_k , each edge e separating members of different F_i oriented from black to white satisfies $0 \leq \alpha(e) < 1$.*
2. *No edge outside of \mathcal{E} is homology class fixed with respect to the homology class of H for which $\omega_H - \alpha_0$ is exact. In other words, no faces from different F_i are part of the same face cluster.*

Finally, if f_0 is the unbounded face of a planar graph G , we will sometimes be given a natural choice of α such that $\alpha - \omega_{H_0}$ is closed at all interior vertices of G but not necessarily at those vertices v_1, \dots, v_k which border on f_0 ; in this case, our height functions cannot be well defined on f_0 . However, suppose we add a new vertex v to the middle of f_0 together with an edge from v to each vertex on the boundary of f_0 , thus dividing f_0 into triangles, one triangle for each edge. Then for each edge e_i connecting v to v_i , we define $\alpha(e_i)$ so that $\alpha - \omega_{H_0}$ is closed at v_i . Having done this, it follows that α is also closed at v (since v cannot be a source or sink if no other vertex is a source or a sink), and our height functions τ_H are now well-defined for any H in S_ϕ ; and if we choose one of the triangles in the division of f_0 as a reference face, we see that the value of τ_H on each of these triangles is independent of the choice of H . We will refer to these as the *boundary values*, noting that one such value corresponds to each edge of f_0 .

One reason for adopting the above perspective is to force α to satisfy some regularity conditions. For example, suppose G is a bipartite planar graph such that every vertex not on that unbounded face has exactly k edges and that ϕ is identically equal to j (with $0 < j < k$). Then can we set α identically equal to j/k on each edge oriented from black to white. For example, in the

case of perfect matchings on a polyomino graph, we can take $\alpha(e)$ to be $1/4$ everywhere for each edge oriented from black to white. This is essentially the approach used to describe height functions in, for example, [7]. Similarly, if G is a hexagonal graph with no “holes” (i.e., all unbounded faces are hexagons), we can understand the perfect matchings of G by taking $\alpha = 1/3$. Applying the connectedness arguments of the previous section, we can also deduce the following:

Theorem 7 *Let G be a bipartite planar graph such that every vertex not on the unbounded face has exactly k edges and ϕ is constant. Then S_ϕ is connected.*

In the case of partitions of polyomino graphs into cycles, we can take $\alpha(e)$ to be identically $1/2$; thus, the partitions of the graph into cycles correspond to the ways of choosing τ on the interior faces such that whenever f_1 and f_2 are neighbors, $|\tau(f_1) - \tau(f_2)| = 1/2$; and if f shares an edge with the unbounded face, f differs by plus or minus $1/2$ from the boundary value of that edge. In our grid graph illustrations in the next section, we multiply τ by two so that we can deal with integer boundary values and increments of one.

4 Computing the Hamiltonicity of Grid Graphs

4.1 Fixed Faces and Grid Graphs

In this section, we let G be a *grid graph*, i.e., an induced subgraph of \mathbb{Z}^2 , and take ϕ to be identically 2. Thus, S_ϕ consists of the spanning subgraphs H of G that partition G into some number of cycles. We assume G is a polygon graph and define a *hole* in the graph G to be a bounded face of G with more than four edges. (All two-connected grid graphs are polygon graphs, and graphs that fail to be two-connected cannot be Hamiltonian, so we lose no generality with our assumption.)

The first question we ask is, what are the connected components of S_ϕ if we only allow Z -transformations on the faces of G that are squares? Suppose H_1 and H_2 are two partitions of G into cycles. Then $\omega_{H_1} - \omega_{H_2}$ is closed and hence exact. Choose τ so that $d\tau = \omega_{H_1} - \omega_{H_2}$ and $\tau(f_0) = 0$, where f_0 is the unbounded face. A clear necessary condition for H_1 and H_2 to be connectable by Z -transformations on squares is that τ be equal to zero on all of the holes of G . We claim that this is also sufficient.

Theorem 8 *Using the above notation, H_1 and H_2 are in the same component of S_ϕ if and only if $\tau(f) = 0$ for all holes f .*

Suppose without loss of generality that $\tau(f) > 0$ for some square f , and let F_+ be the set of all faces of G on which τ achieves its maximal value; note that by assumption, all of these faces are squares, not holes.

Recall that if two faces f_1 and f_2 share an edge e , (f_1 on the left with e is oriented black to white), then $\omega_H(e)$ can take on two values depending on

whether $e \in H$. We say f_2 is *higher (lower)* than f_1 (with respect to H), or $f_1 \prec f_2$, if $\omega_H(e)$ takes on the larger (smaller) of these two values. We will also say that f is a *local maximum (minimum)* if it is higher (lower) than all of its neighbors. Clearly, one can apply a Z transformation to H at f if and only if f is a local maximum or minimum with respect to H .

We will now show that we can always find a face $f_0 \in F_+$ such that f is higher than all of its neighbors, and hence, by applying a Z -transformation to H_1 at f_0 , we can decrease $|\tau|$ by one. First, define $h(f)$ to be the number of faces adjacent to f that are higher than f minus the number that are lower. Because the contributions from edges between squares of F_+ cancel out, $\sum_{f \in F_+} h(f)$ is the number of edges of squares in F_+ that border on faces not in F_+ . In particular, the sum is positive, and the average value of $h(f)$ is greater than zero. And this implies that there exists at least some f_0 in F_+ which is higher than at least three of its neighbors—say, those on the south, west, and east. If f_0 is also higher than its neighbor on the north, we are done. If not, then let f_1 be the face immediately north of f_0 ; because it is higher than f_0 , it is necessarily in F_+ and hence necessarily a square.

Like f_0 , f_1 is higher than its neighbor to the south. We claim that f_1 is also higher than its neighbors on the east and west. If, say, the western neighbor were higher, there would be an increasing sequence f_w, f_0, f, f' of faces all incident to a single vertex v ; this would require either that all three of edges dividing these faces be in H or all three not in H . This is impossible since $\phi(v) = 2$.

Continuing, we choose f_2, f_3, \dots until we find a face f_k in F_+ that is higher than all of its neighbors. Because the sequence f_1, f_2, \dots must leave F_+ eventually, we know we find such an f_k . \square

Using the terminology of the previous section, this theorem is equivalent to the statement that there are no face clusters of G that consist entirely of squares.

Thus, if G has m holes, then when we only allow Z -transformations on squares, the connected components of S_ϕ are indexed by the integer lattice points in a convex polyhedron of dimension at most m . How many of these components are there? Well, if we take F to be the set of square faces of G , then there is a path from any hole to the boundary face or some other hole that passes through at most $\sqrt{|F|}$ faces. We say two holes (or a hole and the boundary face) are “close” if they are adjacent or if there is a path from one to the other that passes through at most $\sqrt{|F|}$ squares. One can easily show that the set of holes and the unbounded face are connected under the closeness relation. The number of values that τ_H can take on any given hole once the value at a close hole is determined is bounded by $2\sqrt{|F|}$, and it follows that there are at most $2^m |F|^{m/2}$ connected components of S_ϕ .

In the remaining subsections, we will only deal with Z -transformations on squares, not holes, and we use only these transformations to describe adjacencies between members of S_ϕ . Our approach to determining the Hamiltonicity of G will be to search through each connected component of S_ϕ for a Hamiltonian path. Let $p(H)$ be the number of cycles into which H partitions G . In this section, we will write $H \sim H_0$ when H and H_0 are in the same component of S_ϕ . (Equivalently, $H \sim H_0$ when $\overline{\omega}_H$ and $\overline{\omega}_{H_0}$ are homologically equivalent in

the plane minus the holes.)

In coming sections, we assume that we begin with an $H_0 \in S_\phi$ and will show that in $O(|F|^2)$ steps, we can find the $H \sim H_0$ for which $p(H)$ is minimal. It will follow that in $O(|F|^{m/2+2})$ steps, we can find an H for which $p(H)$ is minimal overall—in particular, we will know whether G is Hamiltonian.

4.2 Height Functions for Illustrations

If G doesn't have any holes, then instead of considering the closed 1-chain $\omega_H - \alpha$ and the τ that has this as its boundary, it will be more instructive for us to consider the 1-chain $\bar{\omega}_H = 2\omega_H - \beta$, where β is the sum of all edges in G oriented from black to white. Thus, if e is oriented black to white, $\omega(e) = 1$ if e is in H and -1 otherwise.

Since $d\bar{\omega}(v)$ is not necessarily zero when v is on the unbounded face, we must adopt the “boundary value” approach described earlier; that is, we compute the boundary value for all the edges of the unbounded face. (If two boundary edges share a vertex v , the difference between the value of any τ_H on the two edges is determined from the fact that $\phi(v) = 2$.) Now the set of allowable τ_H is the set of functions on the other faces of G whose value on each face differs from the value of its neighboring faces (or boundary edges) by 1 or -1 . The mnemonic to keep in mind is that as we move from square to square with a black vertex on our left, τ_H goes up if e is not in H and down if e is in H .

When G has holes, the problem of producing τ_H with $\bar{\omega}_H$ as its boundary is analogous to the problem of integrating a complex function in a multiply connected region. Even in this case, however, we can define τ_H on polyomino subgraphs of G and treat it as a locally definable multivalued potential function. We will label squares of most of the examples to come with the integer values of a locally defined τ_H . This illustrative approach will make it easy to see when squares are locally maximal or minimal and when they are higher or lower than their neighbors. Note also that applying a Z -transformation at a square f corresponds to changing $\tau_H(f)$ by 2 or -2 .

4.3 Joining Cycles with Z -transformations

Let $B(H)$ be the set of *boundary faces*, that is, the faces of G which contain vertices from two or more distinct cycles. (These are not to be confused with the primarily illustrative notion of *boundary edges*.) Now, if f is a locally maximal or minimal square, let H' be the graph obtained from H by applying a Z -transformation at f . Then if $f \in B(H)$, applying the Z -transformation at f joins the cycles on opposite sides of f together; in this case $p(H') = p(H) - 1$ and $f \notin B(H')$. Similarly, if $f \notin B(H')$, applying at a Z -transformation at f divides the cycle with vertices on f into two cycles; in this case, $f \in B(H')$ and $p(H') = p(H) + 1$. The reader may check this fact on the local maxima and minima in the following example.

Since we seek the H for which $p(H)$ is minimal, the obvious first step is to hill climb until we either find an H for which $p(H) = 1$ (and we are finished), or

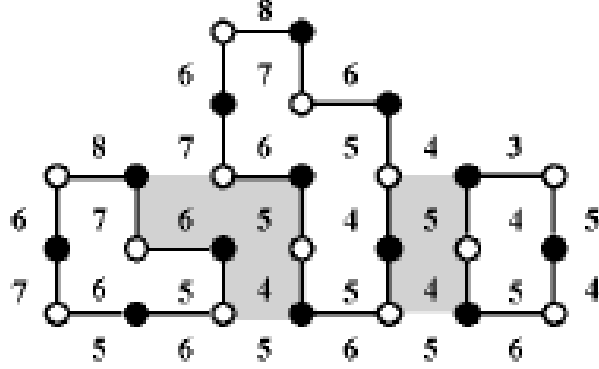


Figure 1: Applying a Z -transformation at a boundary (non-boundary) square decreases (increases) the number of disjoint cycles by one.

we find an H such that $B(H)$ contains no locally maximal or minimal squares. What can we say about H in the latter case?

Suppose $B(H)$ contains no locally maximal or minimal squares, and consider a face $f \in B(H)$. We say a vertex v on f is *isolated* if neither of the vertices of f adjacent to v is in the same cycle as v . If two isolated vertices v_1 and v_2 that are incident to f are adjacent, then they belong to different cycles, and the face which shares the edge (v_1, v_2) with f is necessarily a locally maximal or minimal square in $B(H)$, a contradiction. If f contains vertices from three or four cycles, it must contain an adjacent pair of isolated vertices; hence, f is on the boundary between exactly two cycles.

Suppose f contains one pair of vertices from each cycle. If v_1 and v_2 are from the same cycle, then v_1 and v_2 must be adjacent vertices. (Otherwise, they would be isolated.) Similarly, the other two vertices v_3 and v_4 are adjacent. If both of the edges (v_1, v_2) and (v_3, v_4) were contained in H , f would be locally maximal or minimal. If neither were contained in f , the two faces adjacent to f containing vertices from both cycles would be locally maximal or minimal. Hence, H contains exactly one of (v_1, v_2) and (v_3, v_4) . Squares of this type are called *critical boundary squares*. Inspection shows that they are adjacent to exactly two boundary squares (or holes), and that they are either higher than both or lower than both boundary neighbors. Hence, we say they are maximal or minimal *along the boundary*.

Similarly, suppose f has one vertex v_1 from one cycle and three (v_2 , v_3 , and v_4) from the other, with v_2 and v_4 adjacent to v_1 . Since boundary squares adjacent to f cannot contain edges from both cycles without being maximal or minimal, one easily checks that (v_2, v_3) and (v_3, v_4) must be in H . Squares of this type are called *corner boundary squares*, and they are not maximal or minimal along the boundary. We summarize this information in the following lemma.

Lemma 1 *If $B(H)$ contains no maximal or minimal squares, then every square in $B(H)$ is either a critical boundary square or a corner boundary square, as illustrated in the following diagram.*

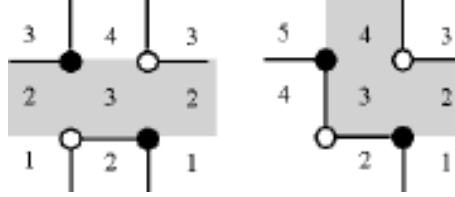


Figure 2: Critical and corner boundary squares.

The examples show two graphs with multiple cycles for which $|S_\phi| = 1$, and hence joining the cycles is impossible. This is because each square in these graphs is on an increasing path from one boundary edge to another; intuitively, the height functions are pulled taut by the boundary values, and there is not enough slack to join the separate cycles together.

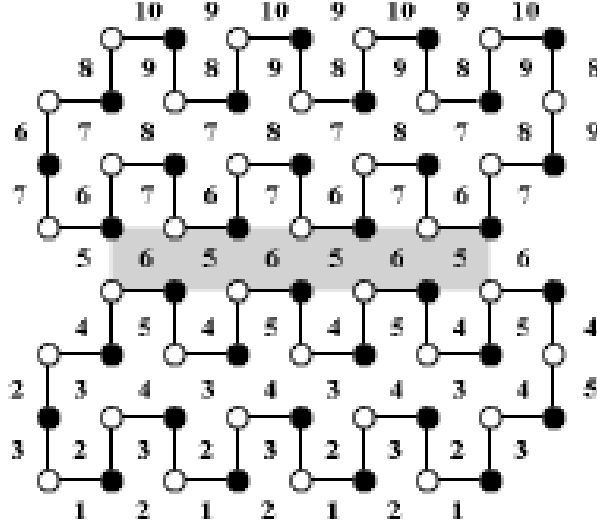


Figure 3: $|S_\phi| = 1$, $|B(H)| = 6$, and $p(H) = 2$

4.4 Height Values on Boundaries

We begin this section with a simple observation about cycle boundaries:

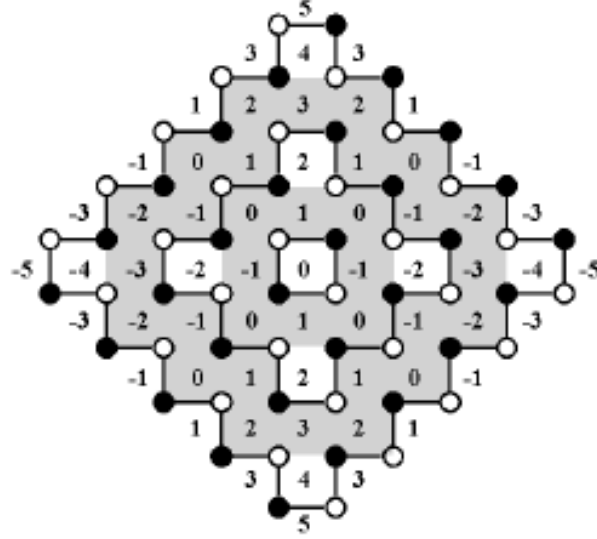


Figure 4: $|S_\phi| = 1$, $|B(H)| = 32$, and $p(H) = 3$

Lemma 2 *If the function $\tau_{H'}$ has the same value as τ_H on every boundary face in $B(H)$, two vertices that are on separate cycles in H are necessarily on separate cycles in H' .*

Otherwise, there would have to be an edge in H' connecting a pair of vertices which belonged to different cycles in H . This cannot be, because the faces f_1 and f_2 on opposite sides of that edge are in $B(H)$, but the difference in values on the two faces is not the same for τ_H and $\tau_{H'}$. \square

Another simple observation is the following:

Lemma 3 *If $\tau_{H'}$ has the same value as τ_H on every hole and every critical boundary square, it necessarily has the same value on every face in B_H .*

To see this, note that every corner square is adjacent to two boundary squares or holes with which it doesn't share an edge in H ; one of these is higher and one is lower; if these are also corner squares, they are in turn adjacent to respectively higher or lower boundary squares or holes. The sequence of increasingly higher corner squares, will step alternatively in two directions (say north and east) while the downward sequence alternates between the other two (say south and west). Clearly neither sequence ever returns to a previous square in the path; hence the upwards (downward) sequence must eventually reach a locally maximal (minimal) boundary square or a hole. Thus, each corner boundary square is on an increasing or decreasing path between holes or squares that are minimal or maximal along the boundary. \square

From these two lemmas, we deduce that if we hope to apply a sequence of Z -transformations to H to produce an H' such that $p(H') < p(H)$, we will at

some point have to apply a Z -transformation that lowers (raises) at least one of the critical boundary values of H which is currently maximal (minimal) along the boundary. The next section describes a way to do just that.

4.5 Maximal and Minimal Rows

Suppose that f_0 is a critical boundary square and that its edge e containing vertices in one cycle is in H and its edge e' containing vertices in the other cycle is not. Suppose that e has f on its left when oriented from black to white. (The other case—as should be understood thought this section—is symmetric.) Then f_0 is higher than all of its neighbor faces except for f_1 , the other face incident to e' . Let f_1, f_2, \dots be the sequence of faces extending away from f in the direction of the edge e' . Let r be the smallest integer such either f_r is no longer a square or f_r is lower than f_{r-1} . Clearly, $r \geq 2$.

If f_r is a boundary square or not a square at all and f_r is higher than f_{r-1} , then we say that f is a *stuck critical boundary square*. In this case, there is no way we can lower f_0 without first lowering f_r , which is either another boundary square or a hole.

Otherwise, the sequence f_1, \dots, f_{r-1} consists of squares all of whose vertices belong to the same cycle. Also, f_0, f_1, \dots, f_{r-1} is a *maximal square row of length r* , that is, a sequence of r consecutive squares in a row or column such that $f_i < f_{i+1}$ for $0 \leq i \leq r-2$ and each square in the sequence is higher than all of its neighbors not in the sequence. We can *lower* the maximal square row by decreasing the value of τ_H by two on all elements in the row — or equivalently by applying our Z -transformations successively to $f_{r-1}, f_{r-2}, \dots, f_1, f_0$ — to produce a new subgraph H' .

The effect of this lowering is different depending on whether r is even or odd, as shown in the following figures. If r is odd, this has the effect of joining the cycles separated by f_0 ; in this case $p(H') = p(H) - 1$, and $B(H')$ is a proper subset of $B(H)$. Moreover, τ_H and $\tau_{H'}$ agree on all elements of $B(H')$.

If r is even, the process also joins the cycles on opposite sides of f . However, by assumption, the maximal square at the top of the maximal square row is not on a boundary. (If it were, we could easily join two cycles by lowering simply that square.) Hence, lowering that square creates an additional cycle. In this case, $p(H') = P(H)$, and neither $B(H')$ nor $B(H)$ is a proper subset of the other. However, it is still the case that $\tau(H')$ and $\tau(H)$ agree on the intersection of $B(H)$ and $B(H')$.

Does lowering an even length maximal row get us anywhere? Maybe. It doesn't change $p(H)$, but it may be the case that it creates a new boundary square that is the beginning of an odd length maximal or minimal row (possibly of length one).

4.6 Bridges

In the scenario of the last section, suppose r is even and f_0, \dots, f_{r-1} is a maximal vertex row beginning at a boundary square f_0 . (By construction, f_{r-1} is

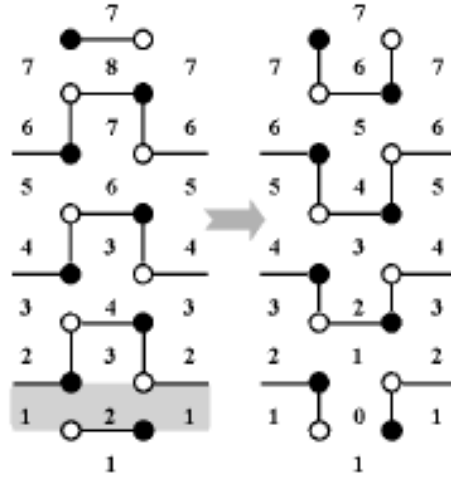


Figure 5: When a boundary square is the first square in an odd length maximal vertex row, lowering that row joins the cycles on opposite sides of the square.

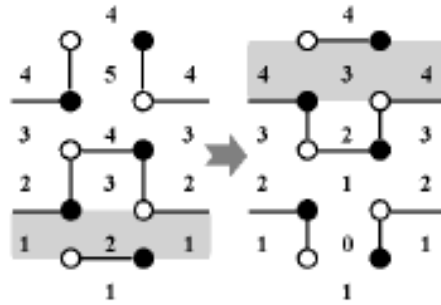


Figure 6: When a boundary square is the first square in an even length maximal vertex row, and the last square in the row is not on a boundary, lowering the row joins the cycles on opposite sides of the first square and divides the cycle with vertices on the last square into two pieces.

not on a boundary.) Then when we lower the vertex v_{r-1} , this partitions the cycle with vertices on f_{r-1} into two cycles. At this point, f_{r-1} is a minimal square on a boundary between two cycles and f_0, \dots, f_{r-2} is an odd length maximal square row starting on a boundary between another pair of cycles. I refer to a row of squares f_0, \dots, f_{r-1} of this type as a *bridge*; that is, I say there is a bridge of length r from f_0 to f_{r-1} if f_0 and f_{r-1} are boundary squares and the squares f_0, f_1, \dots, f_{r-1} are lined up in a row so that f_0, \dots, f_{r-2} is an odd length maximal row of squares and f_{r-1} is a minimal vertex row (of length one). If I raise f_{r-1} , thus joining the cycles on opposite sides of that boundary point, then f_0, f_1, \dots, f_{r-2} is no longer a maximal vertex row. If I lower the maximal vertex row f_0, f_1, \dots, f_{r-2} , thus joining cycles on opposite sides of the boundary point f_0 , then f_{r-1} is no longer minimal. Thus, I can think of a bridge as an option to join cycles at one square or another but not both.

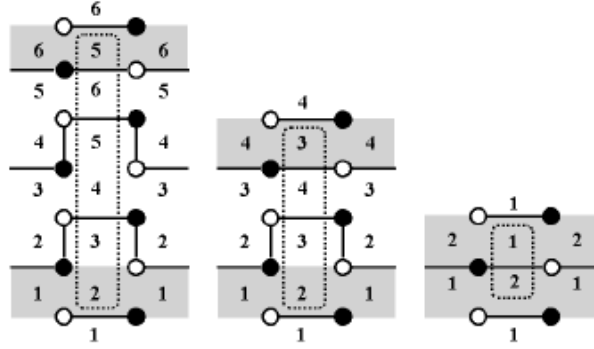


Figure 7: Bridges of length six, four, and two.

After constructing a bridge, I refer to the squares f_0 and f_{r-1} as *bridge end squares* and the squares f_1, \dots, f_{r-2} as *inner bridge squares*. Creating and using these bridges will be central to our algorithm.

4.7 The Algorithm

This section describes a method for reducing the number of cycles of H by one; we will show that this method fails only when H has the minimum number of cycles among members of its connected component of S_ϕ .

We assume H contains at least two disjoint cycles, and by the *boundary between two cycles*, we will mean the set of all faces that are incident to both of those two cycles. We begin the algorithm with B_1, \dots, B_k , all of the nontrivial boundaries between pairs of cycles. While we are ultimately searching for an odd length maximal or minimal row that will allow us to get rid of one of these boundaries, during the course of this algorithm, we may temporarily create new boundaries B_{k+1}, \dots, B_m . When a given B_i is created, it represents the set of squares between exactly one pair of cycles; as the algorithm progresses, these

may later be separated into subcycles, but that will not concern us. We need only remember that each B_i was a boundary between exactly two cycles *when it was created*. Also, each time I create a new boundary, I will also create a bridge, as described in the previous section, from a square on a previously existing cycle boundary to a square on the new boundary.

The algorithm works as follows. We start successively searching all of the critical boundary squares f_0 of H . If f_0 is stuck, or f is a square on a previously created bridge, we do nothing. Otherwise, f_0 must be the beginning of a maximal (minimal) row of squares of length r . If r is odd, then we lower f_{r-1} , thus producing a new boundary containing f_{r-1} and a new bridge from f_0 to f_{r-1} . We say that the new cycle boundary (the one containing f_{r-1}) is *subordinate* to the cycle boundary containing f_0 . We continue this process until one of two things happens.

1. We find a critical boundary square f_0 (perhaps on one of the new cycle boundaries) that is the beginning of a maximal or minimal row of even length.
2. Every critical cycle boundary square is either a stuck critical boundary square or a bridge square.

Ultimately, we'd like to show that if the first case occurs, we can lower or raise vertex squares in a way that decreases $p(H)$ to one below its original value. To make this work (and simplify our proofs), we will need two additional rules about the order in which we select our critical squares. Since we'd prefer not to deal with squares that are boundaries between more than two cycles, if we ever produce a new boundary that contains an f on the boundary between three cycles, then the next square we check in our algorithm is f' , the square adjacent to f across an edge connecting two isolated vertices of f . We saw earlier that this square is necessarily maximal or minimal; one can easily check that it does not belong to any existing bridges. This fact means that we will not have to deal with boundary squares between three or more cycles at any other point in our algorithm. Except for this one case, each time a new B_i is created, if one of its squares is adjacent to a square in another B_i , the two are separated by an edge in H . There is one other rule that we will add when it is motivated later on.

During this process, we will have organized our new boundaries into trees – under the subordination relation – rooted at the original B_1, \dots, B_k . Each time we add a new boundary, we add it as a leaf to an existing node. We will now show that once we find a cycle boundary square on an even length maximal (minimal) row, we can join cycles in such a way as to eliminate all of the new boundaries B_{j+1}, \dots, B_m we have created *and* the boundary B_l which is the root of the boundary tree containing B_k , thus producing a partition of G into cycles with one fewer cycles than our original partition.

We use the following diagram to give an overview of this process. The roots of the trees B_1, \dots, B_k represent the original boundaries between pairs of cycles. The B_{k+1}, \dots, B_m represent new boundaries that are erected (in that order)

during the algorithm. Recall that a bridge is made up of a minimal and a maximal odd length row; and we can lower or raise exactly one of these rows to join cycles across the boundary at one of the bridge's endpoints. Each edge in the diagram represents a bridge across one of the two boundaries it is connected to — except for the loose edge off of B_m which represents a maximal (minimal) row of squares of odd length starting at f that we will call a *half bridge*.

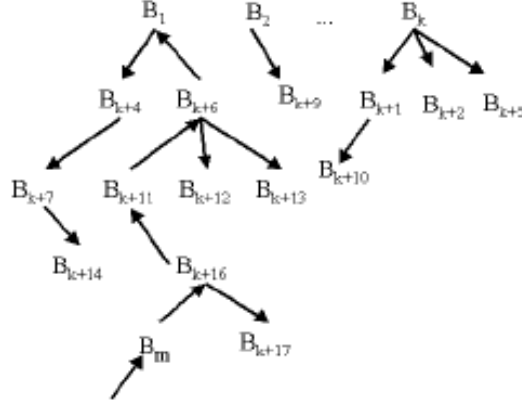


Figure 8: Using bridges and one half bridge to eliminate boundaries.

The arrows on the bridges point to the boundary across which we will use the bridge to join cycles. As shown, at each bridge we will join cycles across the subordinate boundary except for the bridges on the path from a root boundary to the half bridge; as shown in the diagram, we will then have joined cycles across all of the newly created boundaries and the root boundary B_j . In order to make this precise, we will need the following lemma, which we will prove later. Let M_i be the even length maximal (minimal) row of squares which is lowered (raised) in order to join cycles across the boundary B_i .

Lemma 4 *As sets of squares, all of the M_i used by our algorithm are disjoint. Furthermore, no square in any one of the M_i is adjacent to any square in another M_i .*

The lemma shows that lowering or raising one of the M_i will not affect the minimality or maximality of any of the other M_i . For the remainder of the proof, it is useful to imagine that we join cycles across the boundaries one at a time in the reverse order of the order in which we created them, that is, starting with B_m , progressing to B_{k+1} .

When B_m was created, it separated a particular cycle into two pieces; by joining the two cycles on opposite sides of B_m , we reduce $B(H)$ to exactly what it was before B_m was created. We do the same thing by joining cycles on opposite sides of $B_{m-1}, B_{m-2}, \dots, B_{k+1}$. To see this, observe that the bridge

that we use to join cycles across a given B_i is either the bridge used to create that B_i or a bridge produced later in the algorithm, it follows that the bridge was created while all B_n , $n < i$ were in place — so by our construction, using it to join cycles across B_i cannot alter the value of τ_H on any other of the B_n and thus will not alter $B(H)$ other than by eliminating the boundary squares of B_i .

Hence, after joining cycles across B_{k+1} , $B(H)$ is the same as it originally was. We then join cycles across B_l to reduce the number of cycles in \mathcal{E} by one. \square

Proof of Lemma The proof of this lemma is slightly tedious, but not difficult. It involves checking a number of cases. First, we will show that if a bridge f_0, \dots, f_{r-1} is oriented in the vertical direction, none of the other bridges or half bridge can contain any of the squares adjacent to f_1, \dots, f_{r-1} on the left or right. (Of course, the horizontal case is equivalent.)

We prove this by showing that each time we construct a new bridge or half bridge, it cannot contain squares from any other bridge, and moreover, that if an element of one bridge is adjacent to that of another bridge or half bridge, the elements belong to maximal (or minimal) rows that will not both be used (i.e., lowered or raised) by our algorithm.

So now we look at what happens when we construct a new bridge or half bridge. The algorithm requires us to find a cycle boundary square f_0 that is part of a maximal row f_0, f_1, \dots, f_{r-1} , and we then either lower f_{r-1} (in the even case) to produce a new boundary and a bridge or the entire row (in the odd case). Now, recall that before we do this, none of the f_1, \dots, f_{r-1} is on a boundary, and it is thus possible to lower f_{r-1} through f_1 without changing the value of τ_H on any boundary square.

Now, suppose g, g_1, \dots, g_{k-1} is an existing bridge oriented from top to bottom as in the following diagram. As can be seen from the diagrams, the edges separating any squares immediately to the right or left of the g, g_1, \dots, g_{k-1} are alternatively contained and not contained in H , according to the parity of their endpoints along the bridge. It follows that these squares are all on directed paths from one boundary square or hole to another, and we thus cannot apply a Z -transformation to any of these vertices without first changing the value of τ_H on a boundary square. Thus, none of these will be among the f_1, \dots, f_{r-1} .

Hence, the only way our new bridge or half bridge can contain a square adjacent to one of the g, \dots, g_{k-1} on the left or the right is if that square is the starting square, f_0 . Then f_0 would have to be adjacent to either g or g_{k-1} , since otherwise it would be in the middle of a directed path from one cycle boundary square to another, and hence, if critical, it would have to be stuck. The new bridge then has to be oriented vertically in this case since it begins on a boundary square with another boundary square as a horizontal neighbor. The two bridges are adjacent only at that one square. It is easy to check from the diagram that in this case f and g must be on the same B_k , because they necessarily separate the same pair of cycles. (This follows from the fact that there are no triple boundary squares; that case is dealt with separately.) However, only one of these squares (say f) can be part of M_k ; the other bridge must be used to join

cycles across a different boundary, say B_i , and g will not be part of M_i .

Now, if the new bridge or half bridge is oriented horizontally, we have shown that none of f_0, \dots, f_{r-1} can be adjacent to a vertical bridge on the left or right, and hence none of f_0, \dots, f_{r-1} can overlap with a square in the vertical bridge. Similarly, if the new bridge is oriented vertically, f_0 cannot (by construction) be one of g, \dots, g_{k-1} , and neither of g and g_{k-1} can be among the f_0, \dots, f_{m-1} (by construction); hence, the squares in the bridges cannot overlap in this case either.

We still have one case to deal with, namely, that the new bridge f_1, \dots, f_{m-1} may contain either the vertex g_k immediately above g_{k-1} or the vertex g_{-1} immediately below g . First we rule out the horizontal case. One can easily check that both before and after a horizontal bridge is created, all of the squares that belong to that bridge contain at least one pair of vertices from which vertical edges extend away from the square in either direction. If either g_{-1} or g_k were to be part of a bridge oriented left to right (or any part of a half bridge except the last square), there would have to first be edges extending upward and downward out of those squares, which cannot happen since those edges would have to cross boundaries; these squares cannot be the last element of a half bridge oriented left to right because they border an incident edge in H either above or below.

Since the new bridge or half bridge cannot overlap with the g, \dots, g_{k-1} , the only remaining possibilities are that one of g_k or g_{-1} is a starting point or ending point for a vertical bridge or half bridge. Assume that vertex is g_{-1} . (The other case is identical.)

Now, the bridge creation cannot raise or lower g_{-1} , since this would necessarily change it to a vertex with edges on the right and left and, if a bridge end, it would thus have to be the end of bridge oriented horizontally. It follows that g_{-1} has to be either the starting square of a bridge, the starting square of a half bridge or the ending square of a half bridge.

For these final three cases, we will change our strategy. Instead of showing that these three situations can't possibly arise (in fact, they can), we will show that whenever our algorithm does attempt to include g_{-1} in one of these roles, there is a maximal or minimal square to the left or right of g that we can use as a half bridge *instead* of creating the bridge or half bridge containing g_{-1} . (This is the second rule alluded to earlier.)

First of all, in all three of these cases, the incident edges to the left and right of g_{-1} cannot be in H . It follows that the edges above the squares left and right of g_{-1} must be in \mathcal{H} , as seen in the following figure.

Since g_{-1} was to be part of a new bridge or half bridge, it follows that neither a_{-1} nor b_{-1} may be an inner bridge square. Thus, if there is a bridge containing a (resp. b), it must be a bridge of length one from a to a_{-1} (resp. b to b_{-1}). Also, we cannot have bridges at both of these places, since they would then have to join the same pair of boundaries, and this never happens in our algorithm. (If g_{-1} were a triple boundary square, then a_{-1} and b_{-1} would not necessarily separate the same pair of cycles; however, by assumption, this is not the case.)

Now, suppose there is a bridge from a to a_{-1} and not from b to b_{-1} . Then we take the square b to be our half bridge. Let B_k be the boundary containing

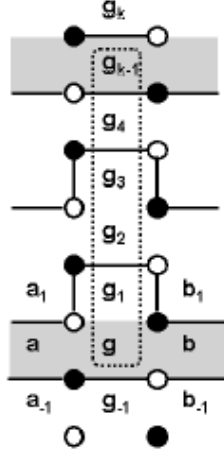


Figure 9: A bridge connects g and g_{k-1} when the algorithm attempts to include g_{-1} in a bridge or half bridge. The squares a_{-1} and b_{-1} may actually be parts of holes, but the edges between a and a_{-1} and between b and b_{-1} are necessarily present.

b — then M_k consists of the single square b . Now, we must show that b cannot be adjacent to squares in any of the other M_i . We have already dealt with the case of the squares on the left and right of b .

Now, suppose that b_1 is a bridge square on a boundary B_l . This implies that the bridge starting at g must be of length two, since otherwise, b_1 would be adjacent to an inner bridge point. Since we are joining cycles across B_k with b , we must use the bridge containing g and g_1 to join cycles (at w_1) across B_l . Thus, the bridge starting at b_1 will not be used to join cycles across B_l , and hence b_1 will not be in any M_i .

Similarly, suppose that b_{-1} is a bridge point on a boundary B_l . Since we are joining cycles across B_k with b , we must use the bridge containing a and a_{-1} to join cycles (at a_{-1}) across B_l . Thus, the bridge starting at b_{-1} will not be used to join cycles across B_l , and hence b_{-1} will not be in any M_i . These figures illustrates some of these possibilities.

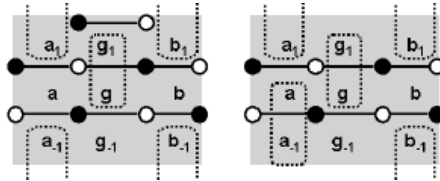


Figure 10: Examples of other bridges that may be present.

Now, the remaining case is when there is neither a bridge from a to a_{-1} nor from b to b_{-1} . In this case, if there is no bridge starting at a_{-1} (resp. b_{-1}), we can take our half bridge vertex to be a (resp. b), and then the proof that this square is not adjacent to any other M_i is the same as in the previous case.

However, suppose there are bridges beginning at both a_{-1} and b_{-1} , and these two squares are contained on the boundary B_l . Then at most one of the two can be part of M_l , and we can determine which one that is from the boundary tree structure using the fact that our half bridge will be at B_k . Suppose a_{-1} is a vertex that is not part of M_l (and hence not part of any M_i). Then let a be our final half bridge vertex, and the proof that a is not adjacent to any vertex in one of the M_i is then the same as in the previous cases.

As a final note, we have already shown that the square f we use as our final half bridge after producing a triple boundary square is not a bridge square. Inspection shows that the squares adjacent to f across edges contained in H cannot be bridge squares since they cannot be critical boundary squares. \square

4.8 When Algorithm Gets Stuck, Number of Cycles is Minimal

Suppose that in the above algorithm, we started with m cycles, then added r new cycles and r new bridges, and then got stuck. That is, we produced an H with the following properties:

1. H divides G into $m + r$ cycles, and there are exactly r non-overlapping bridges designated.
2. A square of one bridge may be adjacent to a square of another only if the two bridges are oriented vertically (horizontally) and the two squares are both bridge ends; no two bridges are ever adjacent at more than one square.
3. Every critical boundary square is either a stuck square or a square on a bridge. No boundary squares have vertices from more than two cycles.

Now, for each bridge f, f_1, \dots, f_{m-1} , we will refer to the squares f_{m-2}, f_{m-1} as a *fixed pair*. The fixed pair looks like the length-two bridge shown in a previous diagram; that is, the two squares are separated by an edge in H , the higher of the two is a local maximum, and the lower is a local minimum. Intuitively, these pairs occur at places where there is slack in the height function that could be used to join cycles together; however, we cannot make use of that slack because we are holding the edge between those squares to be fixed.

Now, our system satisfies:

1. H divides G into $m + r$ cycles, and there are exactly r designated fixed pairs which do not overlap.
2. Whenever a square of one fixed pair is adjacent to a square of another, the two fixed pairs are both oriented vertically (horizontally). No two fixed pairs are ever adjacent at more than one square.

3. Every critical cycle boundary square is either a stuck square or a member of a maximal (minimal) row of squares, whose latter endpoint is a member of a fixed pair.

We would like to prove that any other H' in the same connected component of S_ϕ has at least m distinct cycles. We will do this by showing that we can in a number of steps alter H in such a way that each step will preserve all the properties listed above, and so that when we are done we will have produced a new H' with potential $\tau_{H'}$, such that $\tau_{H'}$ agrees with τ_H on all the squares on all but r of the cycle boundaries of H' . Joining the cycles across a particular one of these boundaries can reduce the number of cycles in H by at most one, so we will conclude that H' has at least $(m + r) - r = m$ separate cycles.

Suppose that τ'_H and τ_H are not in complete agreement, and let

$$F_+ = \{f | \tau_H(f) > \tau_{H'}(f)\}$$

$$F_- = \{f | \tau_H(f) < \tau_{H'}(f)\}$$

Now, suppose that $f \in F_+$ (the F_- case being symmetrical) and f is maximal *along the boundary*. That is, f is a critical square and f is higher than its two boundary square neighbors. Then either f is maximal overall (in which case it must be a bridge square), or there is some f_1 higher than f . In the latter case, if f, f_1, \dots, f_{m-1} is a maximal vertex row starting at f , then each of f_1, \dots, f_{m-1} must be in V_+ . Since τ_H and τ'_H agree on holes and the unbounded face, f_1, \dots, f_{m-1} is a maximal row of squares, and hence f_{m-1} is a member of a fixed pair. Since neither square to the left or right of f_{m-1} is a local maximum or minimum, this fixed pair must be oriented the same direction as the f_1, \dots, f_{m-1} .

Now, as the diagram shows, we will remove the fixed pair containing f_{m-1} , lower the vertices f_1, \dots, f_{m-1} , and add f, f_1 as a new fixed pair. One easily checks that this new system satisfies the same three properties as the old one. The first property is obvious. The second is also fairly obvious from the diagram once one notes that a vertically (horizontally) oriented fixed pair is never incident to any vertical (horizontal) edges. This fact rules out a horizontally oriented fixed pair adjacent to the new fixed pair. A vertically oriented pair cannot be adjacent to the new fixed pair at two places on the left or right because one of the squares on each of the left and right is necessarily not maximal or minimal. The third property also follows from inspection once we notice that each of the squares to the left or the right of the central column in the diagram is on a directed path between holes and/or boundary squares that were already critical (hence, newly created critical boundary squares on the sides don't pose a problem); also, critical squares along the row containing the new fixed pair that were previously part of maximal or minimal rows with an endpoint in the old fixed pair will now be part of maximal or minimal rows with an endpoint on the new fixed pair.

We repeat this process for all other critical boundary points in F_+ and similarly in F_- until every critical boundary square is either

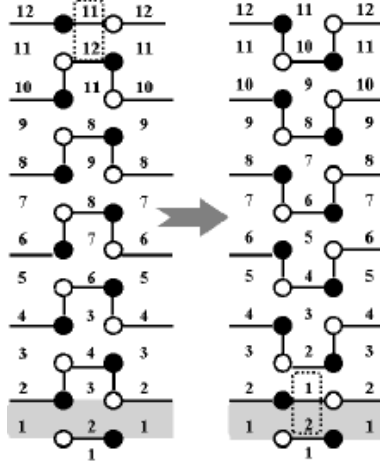


Figure 11: When a critical boundary square is part of an odd length maximal row of length at least three and its other end square is the first of a “fixed pair,” we can lower all the squares except the critical one and move the fixed square from the top to the bottom.

1. A square on which τ_H and $\tau_{H'}$ are equal.
2. A member of a fixed pair in F_+ that is maximal.
3. A member of a fixed pair in F_- that is minimal.
4. A square in F_+ that is minimal along the boundary.
5. A square in F_- that is maximal along the boundary.

If f_1 and f_2 are members of a fixed pair, and f_1 is in F_+ and is maximal, then although f_2 may not be in F_+ , it cannot be in F_- because it is adjacent to f_1 . Similarly, if f_1 is maximal in F_+ , f_2 cannot be minimal in F_- . It follows that the number of boundary squares in F_+ that are maximal along the boundary plus the number of critical points in F_- that are maximal along the boundary is at most r , the fixed square pairs.

Next, let B_i be a connected component of the set of boundary squares separating some single pair of cycles. Because there are no squares separating three distinct cycles, one easily checks that every boundary square must be adjacent to exactly two faces (which may or may not be squares) on the same boundary, so that this set of squares can be written as a sequence f_0, \dots, f_k such that each face is adjacent to its successor and either f_0 and f_k are adjacent to holes or they are adjacent to each other. In both cases, the edges between adjacent squares are not contained in H .

Next, we claim that if B_i has a square in F_+ (F_-), it must contain a square in F_+ (F_-), that is maximal (minimal) along the boundary. If f_i is the first square

in F_+ (necessarily $f_i \succ f_{i-1}$), then the first square after f_i which is higher than its successor is a local maximum; there must be such a place, because τ_H and $\tau_{H'}$ agree on the endpoints.

If B_i contains only squares but contains one or more squares in F_+ and one or more not in F_+ , then we can apply the same argument to the sequences of squares contained in F_+ . If all of the squares in B_i are in F_+ , then it is sufficient to note that every closed sequence of boundary squares must contain both maxima and minima. To see this, let f be any vertex on the boundary with a neighbor f_1 such that $f_1 \succ f$. Then either $f_1 \prec f_2 \prec f_3 \prec \dots \prec f$ or there is some vertex that is a maximum along the boundary. However, if in fact, $f_1 \prec f_2 \prec f_3 \dots$ then every square is a corner square, and the sequence must progress diagonally and never return to f .

Thus, every connected component of the cycle boundary structure that does not contain a vertex in F_+ that is maximal along the boundary or a vertex in F_- that is minimal along the boundary must have τ_H and $\tau_{H'}$ equal everywhere. Since there are at most r vertices of this type, there are at most r connected components of the cycle boundary structure on which τ_H and $\tau_{H'}$ disagree. Joining cycles across each of those r components reduces the number of cycles by at most one, so m is indeed the minimum number of cycles for the connected component of S_ϕ containing H .

4.9 Runtime Analysis and Implementation

The most naive implementation gives a runtime of at most $O(|F|^3)$ in the worst case. This assumes we start out with $O(|F|)$ separate cycles. Each time we try to join a pair of those cycles, we produce $O(|F|)$ bridges. Each time we produce a bridge, we spend $O(|F|)$ time updating our list of critical boundary squares.

To produce the bound $O(|F|^2)$, we still assume we start out with $O(|F|)$ separate cycles, but we claim that given H , we can always reduce $p(H)$ by one (if possible) in $O(|F|)$ steps, because it is not really necessary to spend $O(|F|)$ steps updating our list of critical boundary squares each time we produce a bridge.

We show this first in the polyomino case. First, we compute $B(H)$ and put all the critical boundary squares in a list in $O(|F|)$ steps. Next, each time we lower or raise a square f to produce a bridge, we create a new boundary containing f . Now, if we knew that this new boundary contained a locally maximal or minimal square, we could take that square as our new half bridge; regardless of where it was, we could recompute $B(H)$, find that square, and complete this phase of the algorithm in $O(|F|)$ steps. But for now, we will assume the boundary contains no locally maximal or minimal squares and try to reproduce it.

That is, we attempt to form paths of non-minimal, non-maximal squares starting at f and extending in either direction such that the paths do not pass through any edges in H ; we stop when either the paths meet each other (and we have a cyclic path) or they reach a previously existing boundary square or the unbounded face. The key observation is that under these assumptions,

there is only one way to create the path. To see this, suppose f_k was one tentative boundary square, and f_{k+1} was my next choice, immediately north of f_k . Assuming f_{k+1} is not a dead end, H contains either zero, one, or two edges of f_{k+1} ; if it contains two edges, there is only one choice for f_{k+2} . If it contains one or zero edges, there are more choices; however, assuming f_{k+1} is not locally maximal or minimal, quick inspection shows that all but one of these is necessarily a dead end or a local maximum or minimum.

If my sequence gets stuck in a dead end, I conclude that I must have taken a wrong turn — and hence my boundary contains a local maximum or minimum, and I’m done. If the sequence runs into a previously existing boundary square, then either I took a wrong turn (and there’s a local maximum or minimum on the new boundary) or I’ve created a triple boundary square. If the sequence is forced to choose a minimal or maximal square, then either that square is correct or there was another minimal or maximal square off of a wrong turn. In each case, there exists a half bridge somewhere, and I can find it and complete this phase of the algorithm in $O(|F|)$ steps. If the sequence meets itself or if both ends reach the unbounded face, then I conclude that I really have found the new cycle boundary squares, and I proceed with the algorithm.

For another enhancement to this phase of algorithm, I note that each time I create a new bridge square, it remains a bridge square until I’m finished; I label these squares as bridge squares. Similarly, if I find a critical boundary square is *stuck*, I label the entire increasing row of squares between that square and the other boundary square or unbounded face edge as stuck. If any of those become critical boundary squares at later stages in the algorithm, I won’t have to check them again. With this scheme, I check each square as part of a new boundary creation stage at most once and I check each square as part of a bridge creation or stuck critical boundary square determination step at most once. I conclude that this entire phase of the algorithm is $O(|F|)$.

If G has holes, then when I create a new boundary, even if I don’t create any triple boundary squares, the new boundary may still contain several connected path components, each connecting one boundary to another. This suggests that my previous technique of computing the boundary squares won’t work, because when my path reaches a hole, it’s not clear where to go next.

As it turns out, we can use the same idea as in the polyomino case with minor modifications. Suppose there are k holes counting the unbounded face. (For the purpose of algorithm bounds, treat k as a fixed constant.) Then we say two holes are adjacent if there is a path of squares from one to the other that doesn’t pass through any boundary squares or cross any edges of H and such that no square along the path is maximal or minimal. As part of our $O(|F|)$ preparation for this phase of the algorithm, we compute $B(H)$ and determine whether each pair of holes is adjacent, storing the path that connects them if there is one. (There is necessarily only one such path—if there were two, at least one would contain a boundary face.) We also make a table indicating when two such paths overlap. Observe that under this definition of adjacent, the graph on the holes is a disjoint union of trees.

Now, after we lower or raise an f to produce a bridge, we try to guess the

new boundary much the same way as before. We produce paths of squares extending in either direction; if they close in on each other or they both reach the same hole, we have found our boundary. If one reaches a dead end or another boundary face, we conclude that there was a maximum or minimum somewhere and we find it. If the paths reach different holes, then we check to see if those two paths are on the same adjacency tree. If they are, we take the unique set of boundaries connecting them to be our new boundary. If they are not, we conclude that there is a maximum or minimum along our new boundary somewhere and we find it.

5 Generalizing to Gridlike Graphs

A careful examination of the steps in the above proofs reveal that the requirement that G be a grid graph is much stronger than what we needed. In this section, we try to capture the “grid-like” properties that are actually necessary.

Let G be a graph embedded in on a plane or n -holed torus such that all of its faces are simple polygons. We say a face f of G is a *good square* if it satisfies the following properties:

1. Every vertex of f has degree at most 4.
2. If two adjacent vertices v_1 and v_2 of f both have degree four, then the face f' which shares the edge (v_1, v_2) with f is a (not necessarily good) square.
3. The square f does not share more than one edge with any single square.

A *k-holed, n-holed-torus-embedded grid-like graph* is a graph G embedded in an n -holed torus such that all of its faces are polygons and all but k of its faces are good squares.



Figure 12: Planar grid-like graph with no holes.

In this section, we say that $H \sim H_0$ if $\omega_H - \omega_{H_0}$ is exact and let τ be the 2-chain with this as its boundary (such that $\tau(f_0) = 0$ for a reference hole,

f_0). We claim that the algorithm developed in the previous section extends to gridlike graphs. That is, if we fix n and k to be constants, then given a fixed H_0 in a k -holed, n -holed-torus-embedded grid-like graph, we can find an $H \sim H_0$ for which $p(H)$ is minimal in $O(|F|^3)$ steps.

Both the algorithm and the proof of its effectiveness are the same as in the grid graph case with a few modifications. We could have introduced this notation at the outset, but that would have made the first read-through of the algorithm more confusing and only slightly more enlightening. So instead, we outline here the modifications required and present the details as exercises.

1. Prove that if none of the good squares in $B(H)$ is locally maximal or minimal, then all good squares are either corner boundary squares or critical boundary squares. (The first step is to use the definition of good square to show that if two isolated vertices v_1 and v_2 on a good square f are adjacent, the face that shares the edge (v_1, v_2) with f is necessarily a square and hence maximal or minimal.)
2. Construct maximal or minimal rows as follows. Let f_0 be a square that is higher than its neighbors on the south, east, and west, and lower than its neighbor to the north. Show that if it is possible to decrease $\tau_H(f_0)$ without changing τ_H on any holes, then $\tau_H(f_0)$ must be part of a unique increasing path of good squares such that every square in the path is higher than every face outside the path. For $i > 0$, define the south edge of f_i to be the single edge that borders f_{i-1} , and define north, east, and west edges accordingly. Show that each f_i in the sequence is higher than its neighbors to the east and west.
3. In what ways can squares in a maximal or minimal row be adjacent to other squares in the same row? Answer this question with the following steps. Let i be the first integer such that f_i shares an edge e with some earlier f_j in the sequence (not counting its neighbor to the south). Note that e cannot be the east or west edge of f_i because if it were, f_i would have to be higher than f_j , and f_j is higher than all squares except for its neighbor to the north. Suppose e were the north edge of f_i and the west (or, symmetrically, east) edge of f_j . If f' is the neighbor of f_j to the west, then f', f_j, f_i, f_{i+1} is an increasing sequence of squares sharing the same vertex, and this also cannot happen. Hence, it must be the case that the north edge of f_i is the south edge of f_j , and thus $j = 0$, since already we know the southern neighboring face of the other f_j .

In this case, we refer to the sequence f_0, \dots, f_j as a *cyclic maximal good square row*. Since G is bipartite, it has even length (i.e., j is odd). It is impossible to change the value of τ_H on these good squares with Z -transformations alone, but we can decrease the value of τ on all the squares in this row at once. Show that this has no effect on the value of $p(H)$.

4. Show that if $H \sim H_0$, it is possible to move from H to H_0 by successively applying Z -transformations and raising (lowering) cyclic minimal (maxi-

mal) good square rows. As before, this is done by finding an element in F_+ (or F_-) that is higher (lower) three squares. We saw earlier that this is possible provided F_+ borders at least one element not in F_+ . Show that this fails only when F_+ contains every face in F and there are no holes and every face is higher than exactly two squares. (Certain cycle partitions on $C_m \times C_n$ have this property. Show that in this exceptional case, S_ϕ contains exactly two elements.)

5. Show that all of the steps in the basic algorithm are well-defined in this new setting. Adapt the proof of the lemma that says the maximal and minimal rows used to join vertices are disjoint and no element of one is adjacent to any element of another. One step requires showing that if f_0, \dots, f_{m-1} is a north-south oriented bridge, the faces adjacent to f_1, \dots, f_{m-2} on the left and right are on directed paths from one hole or member of B_H to another; in our new setting, we have to deal with the case that a single square f is adjacent to two or more of the f_1, \dots, f_{m-1} on the east or west. Still, we can let $f'_0, f'_1, f'_2, \dots, f'_{m-1}, f'_m$ be the faces adjacent to f_0, \dots, f_m and show that even if the list contains repeats, it still describes an increasing path from one hole or boundary face to another.
6. Using fixed pairs, show that when the algorithm fails, $p(H)$ is minimal.

6 Markov Chains for Hamiltonian Cycles

Write $S_\phi^k = \{H \in S_\phi | p(H) = k\}$, i.e., the set of partitions of G into exactly k cycles. In this section, instead of simply using Z -transformations (raising or lowering single squares), we say two subgraphs of S_ϕ are adjacent if one can be obtained from the other by raising (lowering) a minimal (maximal) row. Let \mathcal{H} be a chosen homology class of S_ϕ .

Theorem 9 *Under the above definition of adjacency, $(S_\phi^1 \cup S_\phi^2) \cap \mathcal{H}$ is connected whenever both $S_\phi^1 \cap \mathcal{H}$ and $S_\phi^2 \cap \mathcal{H}$ are nonempty.*

To see this, we show that given an $H' \in S_\phi^1$, and an $H \in S_\phi^1 \cup S_\phi^2$ with $H \sim H'$, we can always successively raise or lower rows of H in a way that decreases $|\tau_H - \tau_{H'}|$.

The first observation is that if $H \in S_\phi^1$, then we can choose any square f in G on which τ_H is too high (too low) such that f is higher (lower) than three or four of its neighbors. Then we lower (raise) the maximal (minimal) row beginning with f , thereby decreasing $|\tau_H - \tau_{H'}|$ by the length of the row.

Second, suppose $H \in S_\phi^2$. Then because H' does not contain any boundary vertices, there exists at least one element of $B(H)$ on which τ_H and $\tau_{H'}$ do not agree; assume without loss of generality that there is an $f \in B(H)$ with $\tau_H(f) > \tau_{H'}(f)$. Then there must be at least one square f in $B(H)$ that is maximal along the boundary. If f is higher than three or four of its neighbors,

we lower the maximal row beginning with f ; if the length of the row is odd, the result is in S_ϕ^1 . If the length is even, the result remains in S_ϕ^2 .

We have to be a little more careful in the event that f is higher than two neighbors which are boundary faces and lower than the other two, as in the following diagram:

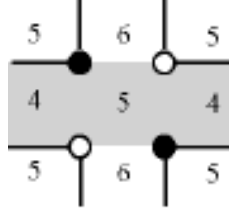


Figure 13:

In this case, there is a maximal row beginning with f_1 (the face above f in the diagram) extending upward and another beginning with f_{-1} extending downward, both of which must be lowered before we can decrease the value of τ_H on f itself.

Now, if f_1 or f_{-1} is the beginning of an even length maximal row, we can pull that down without changing the number of cycles in H . If either square is the beginning of an odd length maximal row of length greater than one, we can first pull up one of the squares adjacent to f on the left or right in the diagram (which joins cycles and moves H into S_ϕ^1) and subsequently lower the maximal row beginning with f_1 or f_{-1} (which moves H back into S_ϕ^2). Raising the square on the left or right of f is a step in the wrong direction—increasing $|\tau_H - \tau_{H'}|$ by one—but it allows us to take three or more in the right direction.

Suppose, however, that both f_1 and f_{-1} are local maxima. Then raising a square to the left or right of f and subsequently lowering one of f_1 or f_{-1} does not change the value of $|\tau_H - \tau_{H'}|$. However, suppose the longer of the two cycles contains j vertices and the other contains k ; then we can first raise one of the squares to the left or right of f and then lower whichever of f_1 or f_{-1} belongs to the smaller of the cycles; this has the effect of decreasing the length of the smaller cycle. Since the length of the smaller cycle cannot decrease indefinitely, if we repeat this process, we must eventually reach a position at which it is possible to decrease the value of $|\tau_H - \tau_{H'}|$. \square

Similar arguments can be made for the connectedness of $(S_\phi^k \cup S_\phi^{k+1}) \cap \mathcal{H}$ under these operations.

Now that we know that $(S_\phi^1 \cup S_\phi^2) \cap \mathcal{H}$ is a connected graph, we can take a random walk on this graph. To do this, we define a transition step as follows:

Choose a face f at random. If $H \in S_\phi^1$, then if f is higher (lower) than three or four neighboring squares and it is possible to lower (raise) the maximal (minimal) row beginning with f , then do so. Otherwise do nothing.

If $H \in S_\phi^2$, then if f is in $B(H)$ and f is higher (lower) than three or four neighboring squares and it is possible to lower (raise) the maximal (minimal) row beginning with f , then do so. Otherwise, do nothing. If $f \notin B(H)$, but f is the beginning of an even length maximal (minimal) row such that lowering (raising) that row leaves H in S_ϕ^2 , then do so. Otherwise, do nothing.

Because this transition process describes a simple random walk on a graph in which each H has (counting self-loops) degree $|F|$, it has uniform stationary distribution. Hence, applying this transition process enough times allows us to sample randomly from the space $S_\phi^1 \cup S_\phi^2$. The drawback is that we do not yet have rigorous bounds on the rate of convergence of this Markov Chain. If $S_\phi^1 \cap \mathcal{H}$ is a reasonable fraction of $(S_\phi^1 \cup S_\phi^2)\mathcal{H}$, we can perform repeated Markov searches until we find an element of S_ϕ^1 ; this gives us a way of choosing a Hamiltonian cycle of G at random. A second drawback is that it is not known how “reasonable” a fraction $S_\phi^1 \cap \mathcal{H}$ occupies of the entire space $(S_\phi^1 \cup S_\phi^2) \cap \mathcal{H}$.

Nonetheless, we suspect that the fraction and the convergence rate are inverse polynomial and polynomial respectively in the number of faces of G ; we have shown this to be the case for some special families of grid graphs.

7 Almost Taut Examples

A chipped Aztec diamond of size $2n$ is created as follows. Start with an Aztec Diamond graph of radius $2n$. Then successively remove “chips” from the upper half of the diamond; here, a *chip* is a horizontally adjacent pair of vertices v_1, v_2 with a white vertex on the left such that both vertices are incident to the unbounded face and none of the vertices above v_1 and v_2 remains in the graph. One can prove that an Aztec diamond of size $2n$ with $k < n$ chips can be partitioned into at fewest $n - k$ disjoint cycles. (The proof follows the lines used in the proof of the correctness of our algorithm: that is, we show inductively that we can separate the vertices into n distinct cycles with k fixed pairs in a configuration satisfying the three properties used in our proof.) Hence k must be at least $n - 1$ in order for the diamond to have a Hamiltonian cycle. We will assume in the remainder of this discussion that k is exactly $n - 1$. The following is an example of a Hamiltonian cycle on a chipped Aztec diamond with $n = 4$.

The values of τ_H on the lower half of the diamond are all fixed. Now, label the squares with coordinates so that the center squares is $(0, 0)$ and consider the $4n - 1$ vertical columns of squares in the upper half, each beginning with a square of y -coordinate zero. In a sequence of squares f_0, \dots, f_i from the bottom of such a column to the top, the number k for which $f_k \prec f_{k-1}$ is determined by the boundary data. Let $a_H(i, j)$ be the value k for which such an event occurs in the i th column for the j th time. The set of i and j for which $a_H(i, j)$ is defined is independent of H . In the example, we have colored in the three squares in the upper half on which τ is higher than it is on the square immediately to the north. Note that the middle square cannot take a value higher than the outer two. That is, $a_H(0, 1)$ is less than or equal to $a_H(1, 1)$ and $a_H(1, 0)$. We can say that the set of possible H corresponds




Figure 14: Chipped Aztec Diamond

to the set of labelings of an L-shaped Young tableaux with three squares with numbers between one and five such that the numbers are non-decreasing in each row or column. The reader may deduce a more general correspondence between chipped Aztec diamond cycle partitions and Young tableaux labelings. There is also a more subtle correspondence between Hamiltonian cycles of a chipped Aztec diamond and *standard* labelings of Young tableaux.

This next example is even simpler than the last.

Here there are only three squares on which τ_H takes a higher value than it does on the square immediately to the north, and each necessarily occupies one of the three columns the squares are in. The reader may show that the set of Hamiltonian cycles corresponds to the permutations of three elements and deduce a more general result. It is a worthwhile exercise to work out the relative sizes of S_ϕ^1 and S_ϕ^2 and try to put upper bounds on the Markov chain convergence rates for these simple examples. Intuitively, one would expect that in examples that are not so almost-taut, a randomly chosen element of S_ϕ would more likely to have one and perhaps several boundary squares beginning maximal or minimal rows of odd length (unlike the above two examples, in which most would have even length). Hence, one might expect the difference in sizes between S_ϕ^1 and S_ϕ^2 to be less pronounced in these cases. It is not yet known how to make this rigorous.

8 Conclusion and Open Questions

The use of height functions for Hamiltonicity computation and sampling problems is a new field of research; there are doubtlessly many improvements to be made, empirical studies to be done, bounds to be determined, and general-

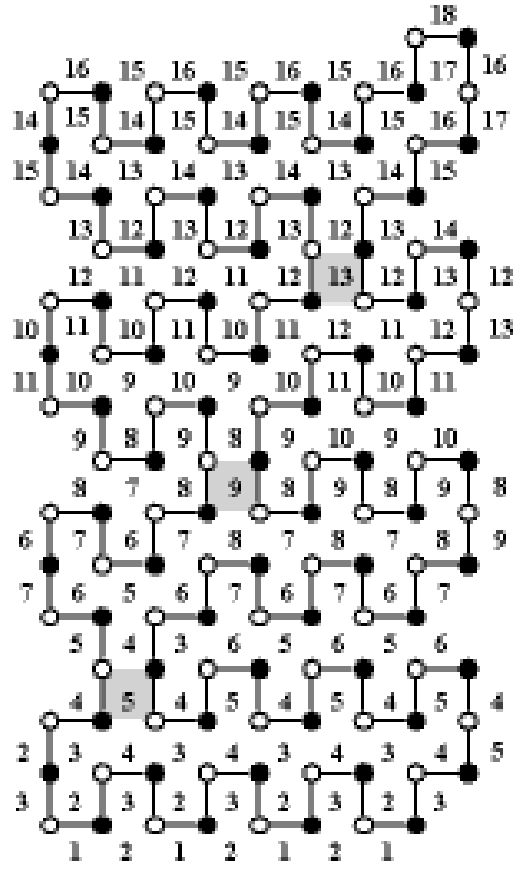


Figure 15: Low Slack Tower

izations to be drawn. There also remain many open problems regarding mean properties of restricted difference height functions and performance of Coupling from the Past algorithms. We list just a few possible directions for further study.

1. Can we bound the Markov chain convergence for the set of Hamiltonian cycles of a grid graph? Can we generalize the Hamiltonian cycle counting algorithms and bounds given in [5], [27], [29], and [36] for rectangular grids?
2. Can the log of the number of Hamiltonian cycles in a large simply connected grid graph be approximated with an entropy integral the way the number of restricted vertex degree subgraphs can be (see [9])?
3. A close look at the grid graph algorithm shows that we have actually produced a characterization of grid graphs that have cycle covers and fail to be Hamiltonian; they are those for which “fixing” some r edges in H pulls the height function so taut that all the cycle boundary squares separating H into a set of $m+r$ regions are held in place (for some $m > 0$). This suggests there may be a faster algorithm for recognizing, for example, polyomino graphs with this property. Is there a linear or $O(|F|\log|F|)$ algorithm for recognizing Hamiltonian polyomino graphs?
4. If we assign a weight to each edge in G , there are well-known constrained network optimization algorithms that will enable us to find an H partitioning G into cycles such that the sum of the edges in H has minimal weight. What can we say about the problem of finding a Hamiltonian cycle of minimal weight? Will the techniques of this paper help in this special case of the traveling salesman problem?
5. Is there a fast algorithm for computing the *maximal* degree of elements of S_ϕ ? (In some sense, this maximal degree quantifies the notion of “slack” in the height function.)
6. Can we use techniques similar to those for grid graphs to determine the Hamiltonicity of hexagonal graphs? (It seems at least plausible; there are nice analogs to maximal and minimal square rows. The tricky issue is parity—a Z -transformation always changes the number of cycles by zero or two. Thus, to decrease the number of cycles, one must find a Z -transformation that will join three cycles together into one.) If I can compute the Hamiltonicity of hexagonal graphs with these techniques, can I go still further? Is there a larger class of graphs for which these or similar techniques give polynomial algorithms for determining Hamiltonicity or other graph invariants?

9 Acknowledgements

Thanks to James W. Cannon for suggesting the problem and to Joe Gallian and others at Duluth. Thanks also to Persi Diaconis, Amir Dembo, Robin

Pemantle, and Alan Hammond for helpful conversations. Thanks to my wife, Julie, for providing not only love and support but several nice diagrams as well.

References

- [1] Ravindra K. Ahuja, Thomas L. Magnanti, James B. Orlin *Network Flows*. Prentice Hall, Englewood Cliffs, New Jersey (1993).
- [2] H. L. Abbott, J. W. Moon *On the number of cyclic covers of the rectangular grid graph*. Bull. Inst. Combin. Appl. 27 (1999), 41-50.
- [3] Foto Arafati *The Hamilton circuit problem on grids*. RAIRO Inform. Theor. Appl. 28 (1994), no. 6, 567–582.
- [4] Alexander I. Barvinok *Computing the volume, counting integral points, and exponential sums*. Discrete Comput. Geom. 10 (1993), no. 2, 123–141.
- [5] Olga Bodroza, Ratko Tosic *On the number of Hamiltonian cycles of $P_m \times P_n$* . Zb. Rad. Prirod.-Mat. Fak. Ser. Mat. 24 (1994), no. 2, 117–136.
- [6] Thomas Chaboud *Domino tiling in planar graphs with regular and bipartite dual*. Selected papers from the “GASCOM ’94” (Talence, 1994) and the “Polyominoes and Tilings” (Toulouse, 1994) Workshops. Theoret. Comput. Sci. 159 (1996), no. 1, 137–142.
- [7] Henry Cohn, Noam Elkies, James Propp *Local statistics for random domino tilings of the Aztec diamond*. Duke Math. J. 85 (1996), no. 1, 117–166.
- [8] Thomas H. Cormen, Charles E. Leiserson, Ronald L. Rivest *Introduction to Algorithms*. MIT Press, Cambridge, Massachusetts (1989), 580–630.
- [9] Henry Cohn, Richard Kenyon, James Propp *A variational principle for domino tilings* www.arXiv.org/abs/math.CO.0008220 (to appear in Journal of the AMS)
- [10] Hwan-Gue Cho, Alexander Zelikovsky *Spanning closed trail and Hamiltonian cycle in grid graphs*. Algorithms and computations (Cairns, 1995), 342–351, Lecture Notes in Comput. Sci., 1004, Springer, Berlin, 1995.
- [11] Mihai Ciucu *Perfect matchings of cellular graphs*. J. Algebraic Combin. 5 (1996), no. 2, 87–103.
- [12] Persi Diaconis, Susan Holmes *Three examples of Monte-Carlo Markov chains: at the interface between statistical computing, computer science, and statistical mechanics*. Discrete probability and algorithms (Minneapolis MN, 1993), 43–56.
- [13] Martin Dyer *On counting lattice points in polyhedra*. SIAM J. Comput. 20 (1991), no. 4, 695–707.

- [14] Martin Dyer, Alan Frieze, Ravi Kannan *A random polynomial-time algorithm for approximating the volume of convex bodies*. J. Assoc. Comput. Mach. 38 (1991), no. 1, 1–17.
- [15] Martin Dyer, Ravi Kannan *On Barvinok’s algorithm for counting lattice points in fixed dimension*. Math. Oper. Res. 22 (1997), no. 3, 545–549.
- [16] Roger B. Eggleton, R.J. Simpson *Beaches, bays and headlands*. Australas. J. Combin. 15 (1997), 47–59.
- [17] H. Everett *Finding Hamiltonian paths in nonrectangular grid graphs*. Proceedings of the seventeenth Southeastern international conference on combinatorics, graph theory, and computing. (Boca Raton, Fla., 1986). Congr. Numer. 53 (1986), 185–192.
- [18] James A. Fill. *An interruptible algorithm for perfect sampling via Markov chains*. The Annals of Applied Probability, 8(1), (1998), 131–162.
- [19] Joseph A. Gallian *Circuits in directed grids*. Math. Intelligencer 13 (1991), no. 3, 40–43.
- [20] Pierre Hansen, Mao Lin Zheng *A linear algorithm for perfect matching in hexagonal systems*. Discrete Math. 122 (1993), no. 1-3, 179–196.
- [21] Sandra Mitchell Hedetniemi, Stephen T. Hedetniemi, Peter J. Slater *Which grids are Hamiltonian?* Proceedings of the Eleventh Southeastern Conference on Combinatorics, Graph Theory and Computing (Florida Atlantic Univ., Boca Raton, Fla., 1980), Vol. II. Congr. Numer. 29 (1980), 511–524.
- [22] Alon Itai, Christos H. Papadimitriou, Jayme Luiz Szwarcfiter *Hamilton paths in grid graphs*. SIAM J. Comput. 11 (1982), no. 4, 676–686.
- [23] Mark Jerrum *The computational complexity of counting*. Proceedings of the International Congress of Mathematicians, Vol. 1, 2 (Zrich, 1994), 1407–1416, Birkhauser, Basel, 1995.
- [24] William Jockusch *Perfect matchings and perfect squares*. J. Combin. Theory Ser. A 67 (1994), no. 1, 100–115.
- [25] P.W. Kasteleyn *The Statistics of Dimers on a Lattice, I. The number of dimer arrangements on a quadratic lattice*. Physica 27 (1965), 1209–1225.
- [26] Leonid Khachiyan *Complexity of polytope volume computation* New trends in discrete and computational geometry 91–101, Algorithms Combin., 10, Springer, Berlin, 1993.
- [27] D.J. Klein, T.P. Živković, *Subgraph generating functions in chemistry—an example for perfect matchings on honeycomb fragments*. Graph-theoretic models in computer science, II (Las Cruces, NM, 1988–1990). Math. Comput. Modelling 17 (1993), no. 11, 113–123.

- [28] Evangelos Kranakis, Danny Krizanc, Lambert Meertens *Link length of rectilinear Hamiltonian tours in grids*. Ars Combin. 38 (1994), 177–192.
- [29] Y.H. Harris Kwong, D.G. Rogers *A matrix method for counting Hamiltonian cycles on grid graphs*. European J. Combin. 15 (1994), no. 3, 277–283.
- [30] Xueliang Li *Hexagonal systems with forcing single edges*. Discrete Appl. Math. 72 (1997), no. 3, 295–301.
- [31] William S. Massey *A Basic Course in Algebraic Topology* Springer-Verlag, New York (1991).
- [32] B. Menke, T. Zamfirescu, C. Zamfirescu *Intersections of longest cycles in grid graphs*. J. Graph Theory 25 (1997), no. 1, 37–52.
- [33] James Propp *Generating random elements of a finite distributive lattice*. Electronic Journal of Combinatorics, 4(2), (1997) Paper R15.
- [34] James Gary Propp, David Bruce Wilson *Exact sampling with coupled Markov chains and applications to statistical mechanics. Proceedings of the Seventh International Conference on Random Structures and Algorithms (Atlanta, GA, 1995)*. Random Structures Algorithms 9 (1996), no. 1-2, 223-252.
- [35] Chen Rong-si; Fu-ji Zhang *Hamilton paths in Z-transformation graphs of perfect matchings of hexagonal systems*. Discrete Appl. Math. 74 (1997), no. 2, 191–196.
- [36] Robert Stoyan, Volker Strehl *Enumeration of Hamiltonian circuits in rectangular grids*. J. Combin. Math. Combin. Comput. 21 (1996), 109–127.
- [37] Liang Sun *A note on Hamiltonian grids*. J. Math Res. Exposition 9 (1989), no. 2, 274–276
- [38] *Conway's tiling groups*. Amer. Math. Monthly 97 (1990), no. 9, 757–773.
- [39] Umans, Lenhart *Hamiltonian Cycles in Solid Grid Graphs* Proceedings of the 38th Annual Symposium on Foundations of Computer Science (1997), 496–505
- [40] Walter Whiteley *An analogy in geometric homology: rigidity and cofactors on geometric graphs*. Mathematical essays in honor of Gian-Carlo Rota (Cambridge, MA, 1996), 413–437, Progr. Math., 161, Birkhauser Boston, Boston, MA, 1998.
- [41] Heping Zhang *The connectivity of Z-transformation graphs of perfect matchings of polyominoes*. Discrete Math. 158 (1996), no. 1-3, 257–272.
- [42] Fu-Ji Zhang, Xiao Feng Guo, Rong Si Chen *The connectivity of Z-transformation graphs of perfect matchings of hexagonal systems*. Acta Math. Appl. Sinica (English Ser.) 4 (1988), no. 2, 131–135.

- [43] Christina Zamfirescu, Tudor Zamfirescu *Hamiltonian properties of grid graphs*. SIAM J. Discrete Math. 5 (1992), no. 4, 564–570.
- [44] Block graphs of Z -transformation graphs of perfect matchings of plane elementary bipartite graphs. Ars Combin. 53 (1999), 309–314
- [45] Heping Zhang, Fuji Zhang *Perfect matchings of polyomino graphs*. Graphs Combin. 13 (1997), no. 3, 295–304.