

Nilpotentization of the Kinematics of the N-Trailer System at Singular Points and Motion Planning Through the Singular Locus

William PASILLAS-LÉPINE* and Witold RESPONDEK

Institut national des sciences appliquées de Rouen

Département génie mathématique

Place Émile Blondel

76 131 Mont Saint Aignan Cedex, France

Tel: (+33) 02 35 52 84 32 ; Fax: (+33) 02 35 52 83 32

E-Mail: wresp@lmi.insa-rouen.fr

March, 2000

Abstract

We propose in this paper a constructive procedure that transforms locally, even at singular configurations, the kinematics of a car towing trailers into Kumpera-Ruiz normal form. This construction converts the nonholonomic motion planning problem into an algebraic problem (the resolution of a system of polynomial equations), which we illustrate by steering the two-trailer system in a neighborhood of singular configurations. We show also that the n -trailer system is a universal local model for all Goursat structures and that all Goursat structures are locally nilpotentizable.

Keywords: Nonholonomic control systems, feedback equivalence, Kumpera-Ruiz normal forms, Goursat normal form, car with trailers, nilpotent Lie algebras, nonholonomic motion planning.

Introduction

The nonholonomic motion planning problem for a car towing trailers has been one of the most widely studied problems in nonlinear control theory during the last ten years. The controllability of this system was proved by Laumond (1991). Since then many important results have been obtained, including solutions of the motion planning and stabilization problems — see the papers (Fliess et al., 1995; Rouchon et al., 1993; Jiang and Nijmeijer, 1999; Samson, 1995; Sørдалen, 1993; Teel et al., 1995; Tilbury et al., 1995), the book (Laumond, 1997), and references given there — with the main emphasis put on regular configurations. For singular configurations much less results are available (see, however, Cheaito and Mormul, 1999; Jean, 1996; Pasillas-Lépine and Respondek, 1998; Vendittelli, Laumond and Oriolo, 1998), although it is clear that for some steering situations, like turning and going back in a narrow street, it is necessary to cross the singular locus. The aim of this paper is to show that theoretical results of (Cheaito and Mormul, 1999; Kumpera and Ruiz, 1982; Pasillas-Lépine and Respondek, 1999b) can be applied to this problem. We illustrate the theory with a concrete example: the two-trailer system.

The paper is organized as follows. In Section 1 we introduce Goursat structures and define Kumpera-Ruiz normal forms for Goursat structures. In Section 2 we show that any Kumpera-Ruiz normal form is defined by a pair of vector fields that generate a nilpotent Lie algebra thus proving that any Goursat structure is locally feedback nilpotentizable. In Section 3 we recall the nonholonomic model of a car towing trailers. Then we show how to transform the n -trailer system into a Kumpera-Ruiz normal form and we prove a surprising result: any Goursat structure is locally equivalent to the n -trailer system around a well chosen point of its configuration space. An alternative proof of this fact has been proposed by Montgomery and Zhitomirskiĭ (1999). In Section 4, we briefly discuss how transforming the n -trailer system to a Kumpera-Ruiz normal form simplifies the motion planning problem by reducing it to an algebraic problem of solving a system of polynomial equations. We illustrate this approach in Section 5 by applying it to the motion planning problem through singular configurations for the two-trailer system. Preliminary results have been published in (Pasillas-Lépine and Respondek, 1999a).

Acknowledgments: The authors would like to thank Henk Nijmeijer for interesting comments on the paper.

1 Goursat Structures and Kumpera-Ruiz Normal Forms

A rank- k *distribution* \mathcal{D} on a smooth manifold M is a map that assigns smoothly to each point p in M a linear subspace $\mathcal{D}(p) \subset T_p M$ of dimension k . Such a field of k -planes is locally spanned by k pointwise linearly independent smooth vector fields f_1, \dots, f_k , which will be denoted by $\mathcal{D} = (f_1, \dots, f_k)$.

Two distributions \mathcal{D} and $\tilde{\mathcal{D}}$ defined on two manifolds M and \tilde{M} , respectively, are *equivalent* if there exists a smooth diffeomorphism φ between M and \tilde{M} such that $(\varphi_* \mathcal{D})(\tilde{p}) = \tilde{\mathcal{D}}(\tilde{p})$, for each point \tilde{p} in \tilde{M} . Clearly, two distributions \mathcal{D} and $\tilde{\mathcal{D}}$ are locally equivalent if and only if the corresponding control systems

$$\dot{x} = \sum_{i=1}^k f_i(x) u_i \quad \text{and} \quad \dot{\tilde{x}} = \sum_{i=1}^k \tilde{f}_i(\tilde{x}) \tilde{u}_i$$

are locally equivalent via a state static feedback.

The *derived flag* of a distribution \mathcal{D} is the sequence of modules $\mathcal{D}^{(0)} \subset \mathcal{D}^{(1)} \subset \dots$ defined inductively by $\mathcal{D}^{(0)} = \mathcal{D}$ and $\mathcal{D}^{(i+1)} = \mathcal{D}^{(i)} + [\mathcal{D}^{(i)}, \mathcal{D}^{(i)}]$, for $i \geq 0$.

Definition 1.1 A *Goursat structure* on a manifold M of dimension $n \geq 3$ is a rank-two distribution \mathcal{D} such that, for $0 \leq i \leq n - 2$, the elements of its derived flag satisfy $\dim \mathcal{D}^{(i)}(p) = i + 2$, for any point p in M .

Any Goursat structure on a manifold M of dimension n is equivalent, in a small enough neighborhood of any point of an open and dense subset of M , to the distribution spanned by

$$\left(\frac{\partial}{\partial x_n}, x_n \frac{\partial}{\partial x_{n-1}} + \dots + x_3 \frac{\partial}{\partial x_2} + \frac{\partial}{\partial x_1} \right),$$

which is called *Goursat normal form* or *chained form*. We refer the reader to (Bryant et al., 1991; Kumpera and Ruiz, 1982; Martin and Rouchon, 1994; Murray, 1994) for additional information about this normal form. If at a given point a Goursat structure can be converted into Goursat normal form then this point is called *regular*; otherwise, it is called *singular*. An elegant characterization of regular points, based on the concept of growth vector, can be found in the work of Murray (1994).

For Goursat structures, the first who observed the existence of singular points were Giaro, Kumpera and Ruiz (1978). This initial observation has led Kumpera

and Ruiz (1982) to write their innovative article, where they introduced the normal forms that we consider in this section.

We start with the Pfaff-Darboux and Engel normal forms, given respectively on \mathbb{R}^3 and \mathbb{R}^4 by the pairs of vector fields $\kappa^3 = (\kappa_1^3, \kappa_2^3)$ and $\kappa^4 = (\kappa_1^4, \kappa_2^4)$, defined respectively by

$$\begin{aligned}\kappa_1^3 &= \frac{\partial}{\partial x_3} \\ \kappa_2^3 &= x_3 \frac{\partial}{\partial x_2} + \frac{\partial}{\partial x_1}\end{aligned}$$

and

$$\begin{aligned}\kappa_1^4 &= \frac{\partial}{\partial x_4} \\ \kappa_2^4 &= x_4 \frac{\partial}{\partial x_3} + x_3 \frac{\partial}{\partial x_2} + \frac{\partial}{\partial x_1}.\end{aligned}$$

Loosely speaking, we can write

$$\begin{aligned}\kappa_1^4 &= \frac{\partial}{\partial x_4} \\ \kappa_2^4 &= x_4 \kappa_1^3 + \kappa_2^3.\end{aligned}$$

In order to make this precise we will adopt the following natural convention. Consider a vector field

$$f^{n-1} = \sum_{i=1}^{n-1} f_i^{n-1}(x_1, \dots, x_{n-1}) \frac{\partial}{\partial x_i}$$

on \mathbb{R}^{n-1} equipped with coordinates (x_1, \dots, x_{n-1}) . We can lift f^{n-1} to a vector field, denoted also by f^{n-1} , on \mathbb{R}^n equipped with coordinates $(x_1, \dots, x_{n-1}, x_n)$ by taking

$$f^{n-1} = \sum_{i=1}^{n-1} f_i^{n-1}(x_1, \dots, x_{n-1}) \frac{\partial}{\partial x_i} + 0 \cdot \frac{\partial}{\partial x_n}.$$

That is, we lift f^{n-1} by translating it along the x_n -direction.

Notation 1.2 From now on, in any expression of the form $\kappa_2^n = \alpha(x)\kappa_1^{n-1} + \beta(x)\kappa_2^{n-1}$, the vector fields κ_1^{n-1} and κ_2^{n-1} should be considered as the above defined lifts of κ_1^{n-1} and κ_2^{n-1} , respectively.

Let $\kappa^{n-1} = (\kappa_1^{n-1}, \kappa_2^{n-1})$ denote a pair of vector fields on \mathbb{R}^{n-1} . A *regular prolongation*, with parameter c_n , of κ^{n-1} , denoted by $\kappa^n = R_{c_n}(\kappa^{n-1})$, is a pair of vector fields $\kappa^n = (\kappa_1^n, \kappa_2^n)$ defined on \mathbb{R}^n by

$$\begin{aligned}\kappa_1^n &= \frac{\partial}{\partial x_n} \\ \kappa_2^n &= (x_n + c_n)\kappa_1^{n-1} + \kappa_2^{n-1},\end{aligned}\tag{1}$$

where c_n belongs to \mathbb{R} . The *singular prolongation* of κ^{n-1} , denoted by $\kappa^n = S(\kappa^{n-1})$, is the pair of vector fields $\kappa^n = (\kappa_1^n, \kappa_2^n)$ defined on \mathbb{R}^n by

$$\begin{aligned}\kappa_1^n &= \frac{\partial}{\partial x_n} \\ \kappa_2^n &= \kappa_1^{n-1} + x_n \kappa_2^{n-1}.\end{aligned}\tag{2}$$

Definition 1.3 For $n \geq 3$, a pair of vector fields κ^n on \mathbb{R}^n is called a *Kumpera-Ruiz normal form* if it is given by $\kappa^n = \sigma_{n-3} \circ \dots \circ \sigma_1(\kappa^3)$, where each σ_i , for $1 \leq i \leq n-3$, equals either S or R_{c_i} , for some real constants c_i .

Note that our definition differs slightly from that of Cheaito et al. (1998). Firstly, we do not ask the coordinates to satisfy $x(p) = 0$, where p is the point around which we work. Secondly, we consider the models $S(\kappa^3)$ and $R_c(\kappa^3)$, which are equivalent to $R_0(\kappa^3)$, as being Kumpera-Ruiz normal forms. The following result of Kumpera and Ruiz (1982) (see also Cheaito and Mormul, 1999; Cheaito et al., 1998; Montgomery and Zhitomirskii, 1999; Pasillas-Lépine and Respondek, 1999b) shows clearly the interest of their normal forms.

Theorem 1.4 (Kumpera-Ruiz) *Any Goursat structure is locally equivalent to a distribution spanned by a Kumpera-Ruiz normal form.*

This result implies that locally, even at singular points, Goursat structures do not have functional invariants. This makes them precious but rare and distinguishes them from generic rank-two distributions on n -manifolds, which do have local functional invariants when $n \geq 5$. Moreover, as we will see in the next Section, this result implies that any Goursat structure is locally feedback nilpotentizable.

2 Nilpotentization

Let us recall the following standard concepts (see e.g. Fulton and Harris, 1991). Let \mathfrak{g} be a Lie algebra. A *Lie subalgebra* of \mathfrak{g} is a linear subspace $\mathfrak{h} \subset \mathfrak{g}$ such that $[\mathfrak{h}, \mathfrak{h}] \subset \mathfrak{h}$. An *ideal* of \mathfrak{g} is a Lie subalgebra \mathfrak{i} such that $[\mathfrak{i}, \mathfrak{g}] \subset \mathfrak{i}$. The *lower central series* of a Lie algebra \mathfrak{g} is the sequence of ideals $\mathfrak{D}_0(\mathfrak{g}) \supset \mathfrak{D}_1(\mathfrak{g}) \supset \dots$ defined by

$$\mathfrak{D}_0(\mathfrak{g}) = \mathfrak{g} \quad \text{and} \quad \mathfrak{D}_k(\mathfrak{g}) = [\mathfrak{g}, \mathfrak{D}_{k-1}(\mathfrak{g})], \quad \text{for } k \geq 1.$$

In other words, for a fixed $k \geq 0$ the ideal $\mathfrak{D}_k(\mathfrak{g})$ is the subspace generated by the elements of \mathfrak{g} that can be expressed as a left-iterated Lie bracket of the form $[e_0, [e_1, \dots [e_{l-1}, e_l] \dots]]$, where $l \geq k$ and e_0, \dots, e_l are elements of \mathfrak{g} . Observe that unlike the Lie and derived flags, which increase, the lower central series decreases.

A Lie algebra \mathfrak{g} is *nilpotent* if there exists some integer r such that $\mathfrak{D}_r(\mathfrak{g}) = 0$; the smallest such integer is called the *nilindex* of \mathfrak{g} . It is clear that a Lie algebra \mathfrak{g} is nilpotent if and only if there exists some integer r such that, for every sequence e_0, \dots, e_r of elements of \mathfrak{g} , we have

$$[e_0, [e_1, \dots [e_{r-1}, e_r] \dots]] = 0.$$

Denote $\text{ad}_{e_0}(e_1) = [e_0, e_1]$, for all e_0 and e_1 in \mathfrak{g} . For each element e_0 in \mathfrak{g} , the map ad_{e_0} is linear. The following result is standard (see e.g. Fulton and Harris, 1991).

Lemma 2.1 (Engel) *A finite dimensional Lie algebra \mathfrak{g} is nilpotent if and only if ad_{e_0} is nilpotent for each element e_0 in \mathfrak{g} .*

For any subspace V of a given Lie algebra \mathfrak{g} , not necessarily of finite dimension, define the sequence of subspaces $V^{(0)} \subset V^{(1)} \subset \dots$ by

$$V^{(0)} = V \quad \text{and} \quad V^{(k+1)} = V^{(k)} + [V^{(k)}, V^{(k)}].$$

The Lie algebra *generated* by a subspace $V \subset \mathfrak{g}$ is the infinite sum

$$\mathcal{L}(V) = V^{(0)} + V^{(1)} + \dots + V^{(k)} + \dots,$$

which is clearly a Lie subalgebra of \mathfrak{g} .

A distribution is said to be *nilpotentizable* if we can choose a family of vector fields that span the distribution and generate a nilpotent Lie algebra of finite dimension. The class of nilpotentizable distributions is particularly important in control theory, because for them, for instance, a general motion planning algorithm exists (see e.g. Hermes, 1986; Lafferriere and Sussmann, 1992; Murray, 1994). The following result states that any nonholonomic control system with two controls that generates a Goursat structure is locally feedback equivalent to a system whose Lie algebra is finite dimensional and nilpotent.

Theorem 2.2 *Goursat structures are locally nilpotentizable. In fact, any Kumpera-Ruiz normal form generates a nilpotent Lie algebra that has finite dimension.*

Proof: By Theorem 1.4, any Goursat structure on a manifold of dimension n is locally equivalent to a Kumpera-Ruiz normal form (κ_1^n, κ_2^n) centered at zero. It thus suffices to prove that (κ_1^n, κ_2^n) generates a nilpotent Lie algebra.

Let (κ_1^n, κ_2^n) be any Kumpera-Ruiz normal form on \mathbb{R}^n . Denote by \mathfrak{h}_n the Lie algebra generated by κ_1^n and κ_2^n . The main argument of the proof is to show that \mathfrak{h}_n is a Lie subalgebra of a nilpotent Lie algebra \mathfrak{g}_n of finite dimension. Thus \mathfrak{h}_n is nilpotent, since any subalgebra of a nilpotent Lie algebra is itself nilpotent.

Let us proceed by induction on n . For $n = 3$ it is clear that \mathfrak{h}_3 is nilpotent, since \mathfrak{h}_3 is the three-dimensional Heisenberg algebra. Assume that \mathfrak{h}_{n-1} is nilpotent and of finite dimension. We will prove that this assumption implies that \mathfrak{h}_n is nilpotent and of finite dimension.

Put $V = \text{span}_{\mathbb{R}}(\kappa_1^n, \kappa_2^n)$. From the definition of $V^{(0)}$ and $V^{(1)}$, and the definition of Kumpera-Ruiz normal forms, we have

$$V^{(0)} = \text{span}_{\mathbb{R}}(\kappa_1^n, \kappa_2^n) \quad \text{and} \quad V^{(1)} \subset \text{span}_{\mathbb{R}}(\kappa_1^n, \kappa_2^n, \mathfrak{h}_{n-1}).$$

Define the sequence $E^{(i)}$, for $i \geq 0$, of subspaces of the Lie algebra of all polynomial vector fields on \mathbb{R}^n , by taking $E^{(0)} = \text{span}_{\mathbb{R}}(\kappa_1^n, \kappa_2^n)$ and

$$E^{(i)} = E^{(i-1)} + P_{2^{i-1}}[x_n] \mathfrak{D}_{i-1}(\mathfrak{h}_{n-1}), \quad \text{for } i \geq 1, \quad (3)$$

where $P_k[x_n]$ denotes the vector space of polynomials with real coefficients of the variable x_n that have degree $d \leq k$, and $P_{2^{i-1}}[x_n] \mathfrak{D}_{i-1}(\mathfrak{h}_{n-1})$ denotes the subspace obtained by taking linear combinations, with coefficients in $P_{2^{i-1}}[x_n]$, of vectors fields in $\mathfrak{D}_{i-1}(\mathfrak{h}_{n-1})$.

Denote by r the nilindex of \mathfrak{h}_{n-1} and put $\mathfrak{g}_n = E^{(r)}$. The rest of the proof is a direct consequence of the following Lemma, which shows that \mathfrak{h}_n , the Lie algebra generated by $V^{(0)}$, is contained in the nilpotent Lie algebra \mathfrak{g}_n , that has finite dimension \square

Lemma 2.3 *We have the following properties of $V^{(i)}$ and $E^{(i)}$:*

- (i) $E^{(i)} + [E^{(i)}, E^{(i)}] \subset E^{(i+1)}$;
- (ii) $V^{(i)} \subset E^{(i)}$;
- (iii) $E^{(r+1)} = E^{(r)}$;
- (iv) $E^{(r)}$ is a Lie algebra of finite dimension;
- (v) $E^{(r)}$ is nilpotent.

Proof: Let us denote $W_0^n = \text{span}_{\mathbb{R}}(\kappa_1^n, \kappa_2^n)$ and

$$W_i^n = P_{2^{i-1}}[x_n]\mathfrak{D}_{i-1}(\mathfrak{h}_{n-1}), \text{ for } i \geq 1.$$

First Item. This Item can be proved by induction on i . We clearly have $E^{(0)} + [E^{(0)}, E^{(0)}] \subset E^{(1)}$. Assume that Item (i) is true up to i . We are going to prove that then it is also true for $i + 1$. Indeed, we have

$$E^{(i)} = W_0^n + W_1^n + \cdots + W_i^n.$$

Since, by the induction assumption, $E^{(i)} + [E^{(i)}, E^{(i)}] \subset E^{(i+1)}$, what remains to prove is that $[W_j^n, W_{i+1}^n] \subset E^{(i+2)}$, for $0 \leq j \leq i + 1$. But this last relation results directly from the definitions of $\mathfrak{D}_{i+1}(\mathfrak{h}_{n-1})$ and $P_{2^{i+1}}[x_n]$, and from standard properties of the Lie bracket.

Second Item. This Item is a direct consequence of Item (i) and the relation $V^{(0)} = E^{(0)}$.

Third Item. Since the nilindex of \mathfrak{h}_{n-1} is r , the sequence (3) stabilizes at

$$E^{(r)} = E^{(r-1)} + P_{2^{r-1}}[x_n]\mathfrak{D}_{r-1}(\mathfrak{h}_{n-1}).$$

Indeed, we have $E^{(r+1)} = E^{(r)} + P_{2^r}[x_n]\mathfrak{D}_r(\mathfrak{h}_{n-1})$ and thus $E^{(r+1)} = E^{(r)}$, since $\mathfrak{D}_r(\mathfrak{h}_{n-1}) = 0$.

Fourth Item. Items (i) and (iii) imply $E^{(r)} + [E^{(r)}, E^{(r)}] \subset E^{(r)}$, that is $E^{(r)}$ is closed under Lie brackets. But since, by construction, to the finite dimensional vector space $E^{(i)}$ we add (at each step) a finite dimensional vector space (recall that \mathfrak{h}_{n-1} has finite dimension), the dimension of $E^{(r)}$ is finite.

Fifth Item. It is a direct consequence of Engel's Lemma that $E^{(r)}$ is nilpotent, because ad_{e_0} is nilpotent for any e_0 in $E^{(r)}$. Indeed, observe that for any $w_i \in W_i^n$ and $w_j \in W_j^n$, such that $i \leq j$, we have $[w_i, w_j] \in W_{j+1}^n$.

□

3 The N-Trailer System

The kinematical model for a unicycle-like mobile robot towing n trailers such that the tow hook of each trailer is located at the center of its unique axle is usually called, in control theory, the n -trailer system — see (Fliess et al., 1995), (Jean,

1996), (Laumond, 1991), (Laumond, 1997), (Rouchon et al., 1993), (Samson, 1995), (Sørdalen, 1993), (Teel et al., 1995), (Tilbury et al., 1995), and references therein. For simplicity, we will assume that the distances between any two consecutive trailers are equal.

We give here an inductive definition of the n -trailer. This definition already appears in (Jean, 1996) and reminds the one given in the previous section for Kumpera-Ruiz normal forms. To start with, consider the pair of vector fields (τ_1^0, τ_2^0) on $\mathbb{R}^2 \times S^1$, equipped with coordinates (ξ_1, ξ_2, θ_0) , that describe the kinematics of the unicycle-like mobile robot towing no trailers:

$$\begin{aligned}\tau_1^0 &= \frac{\partial}{\partial \theta_0} \\ \tau_2^0 &= \sin(\theta_0) \frac{\partial}{\partial \xi_2} + \cos(\theta_0) \frac{\partial}{\partial \xi_1}.\end{aligned}$$

The n -trailer system is defined by applying successively a sequence of prolongations to this mobile robot. In order to do this, suppose that a pair of vector fields $\tau^{n-1} = (\tau_1^{n-1}, \tau_2^{n-1})$ on $\mathbb{R}^2 \times (S^1)^n$ associated to the mobile robot towing $n-1$ trailers has been defined. The pair of vector fields $\tau^n = (\tau_1^n, \tau_2^n)$ on $\mathbb{R}^2 \times (S^1)^{n+1}$ defining the n -trailer system is given by

$$\begin{aligned}\tau_1^n &= \frac{\partial}{\partial \theta_n} \\ \tau_2^n &= \sin(\theta_n - \theta_{n-1}) \tau_1^{n-1} + \cos(\theta_n - \theta_{n-1}) \tau_2^{n-1},\end{aligned}$$

where the coordinates ξ_1 and ξ_2 represent the position of the last trailer, while the coordinates $\theta_0, \dots, \theta_n$ represent, starting from the last trailer, the angles between each trailer's axle and the ξ_1 -axis. Observe that this definition should be understood in the sense of Notation 1.2. Mechanically, to prolongate the n -trailer means to add one more trailer to the system. It is easy to check that the n -trailer system is a Goursat structure.

A direct consequence of Kumpera-Ruiz's theorem is that, in a small enough neighborhood of any point of its configuration space, in particular at any singular configuration, the n -trailer can be converted into Kumpera-Ruiz normal form. One of the main results of this paper is to describe this conversion explicitly. For regular configurations, our result gives the transformations proposed in (Sørdalen, 1993) and (Tilbury et al., 1995); for singular configurations, a new kind of transformations is obtained.

The n -trailer system can also be written as the control system

$$\dot{\zeta} = \tau_1^n(\zeta) v_1 + \tau_2^n(\zeta) v_2, \quad (4)$$

where $\zeta = (\xi_1, \xi_2, \theta_0, \dots, \theta_n)$. Recall that a feedback transformation of (4) is a change of controls of the form

$$\begin{aligned} u_1 &= \nu(\zeta) v_1 + \eta(\zeta) v_2 \\ u_2 &= \lambda(\zeta) v_1 + \mu(\zeta) v_2, \end{aligned} \quad (5)$$

where the smooth functions ν , λ , η , and μ are such that $(\nu\mu - \lambda\eta)(\cdot) \neq 0$.

Fix a point p of $\mathbb{R}^2 \times (S^1)^{n+1}$ given in ζ -coordinates by

$$\zeta(p) = \zeta^p = (\xi_1^p, \xi_2^p, \theta_0^p, \dots, \theta_n^p).$$

In order to convert, locally at p , the n -trailer into a Kumpera-Ruiz normal form we look for a local change of coordinates

$$(x_1, \dots, x_{n+3}) = \phi^n(\xi_1, \xi_2, \theta_0, \dots, \theta_n)$$

and a local triangular feedback transformation of the form $u_1 = \nu_n(\zeta) v_1 + \eta_n(\zeta) v_2$ and $u_2 = \mu_n(\zeta) v_2$ that bring (4) into

$$\dot{x} = \kappa_1^n(x) u_1 + \kappa_2^n(x) u_2, \quad (6)$$

where $x = (x_1, \dots, x_{n+3})$. In other words, we ask the change of coordinates and the feedback transformation to satisfy

$$\begin{aligned} \kappa_1^{n+3} &= \phi_*^n(\widehat{\nu}_n \tau_1^n) \\ \kappa_2^{n+3} &= \phi_*^n(\widehat{\eta}_n \tau_1^n + \widehat{\mu}_n \tau_2^n) \end{aligned} \quad (7)$$

or, equivalently,

$$\begin{aligned} \phi_*^n(\tau_1^n) &= (\nu_n \circ \psi^n) \kappa_1^{n+3} \\ \phi_*^n(\tau_2^n) &= (\eta_n \circ \psi^n) \kappa_1^{n+3} + (\mu_n \circ \psi^n) \kappa_2^{n+3}, \end{aligned} \quad (8)$$

where $\psi^n = (\phi^n)^{-1}$ denotes the inverse of the local diffeomorphism ϕ^n , both $\nu_n(\zeta^p) \neq 0$ and $\mu_n(\zeta^p) \neq 0$, and the inverse feedback transformation $v_1 = \widehat{\nu}_n(\zeta) u_1 + \widehat{\eta}_n(\zeta) u_2$ and $v_2 = \widehat{\mu}_n(\zeta) u_2$ is obviously given by

$$\widehat{\nu}_n = \frac{1}{\nu_n}, \quad \widehat{\eta}_n = -\frac{\eta_n}{\mu_n \nu_n}, \quad \text{and} \quad \widehat{\mu}_n = \frac{1}{\mu_n}. \quad (9)$$

Observe that we not demand the x -coordinates to be centered at p , and thus the point $x(p) = (\phi^n \circ \zeta)(p)$ will be, in general, different from zero.

To start our construction, take $x_1 = \xi_2$ and $x_2 = \xi_1$. If $\theta_0^p \neq \pm\pi/2 \pmod{2\pi}$ take $x_3 = \tan(\theta_0)$, $\mu_0 = \cos(\theta_0)$, $\nu_0 = \sec^2(\theta_0)$, and $\eta_0 = 0$. If $\theta_0^p = \pm\pi/2 \pmod{2\pi}$ take $x_3 = \cot(\theta_0)$, $\mu_0 = \sin(\theta_0)$, $\nu_0 = -\csc^2(\theta_0)$, and $\eta_0 = 0$. Denote $s_i = \sin(\theta_i - \theta_{i-1})$ and $c_i = \cos(\theta_i - \theta_{i-1})$, for $0 \leq i \leq n$. Moreover, denote by $L_f\alpha$ the Lie derivative of a function α along a vector field f .

Now, consider the sequence of smooth functions defined locally, for $1 \leq i \leq n$, by either

$$\begin{aligned} x_{i+3} &= \frac{s_i \nu_{i-1} + c_i \eta_{i-1}}{c_i \mu_{i-1}} \\ \mu_i &= c_i \mu_{i-1} \\ \nu_i &= L_{\tau_1^i} x_{i+3} \\ \eta_i &= L_{\tau_2^i} x_{i+3} \end{aligned} \tag{10}$$

when $\theta_i^p - \theta_{i-1}^p \neq \pm\pi/2 \pmod{2\pi}$ (*regular case*) or by

$$\begin{aligned} x_{i+3} &= \frac{c_i \mu_{i-1}}{s_i \nu_{i-1} + c_i \eta_{i-1}} \\ \mu_i &= s_i \nu_{i-1} + c_i \eta_{i-1} \\ \nu_i &= L_{\tau_1^i} x_{i+3} \\ \eta_i &= L_{\tau_2^i} x_{i+3} \end{aligned} \tag{11}$$

when $\theta_i^p - \theta_{i-1}^p = \pm\pi/2 \pmod{2\pi}$ (*singular case*). It is easy to prove that, for $0 \leq i \leq n$, the transformations ϕ^i defined by $\phi^i(\xi_1, \xi_2, \theta_0, \dots, \theta_i) = (x_1, \dots, x_{i+3})$ are smooth changes of coordinates around p_i and that, moreover, we have both $\nu_i(\zeta^{p_i}) \neq 0$ and $\mu_i(\zeta^{p_i}) \neq 0$, where p_i denotes the projection of p on $\mathbb{R}^2 \times (S^1)^{i+1}$.

Theorem 3.1 *For $n \geq 0$, the diffeomorphism ϕ^n and the feedback transformation (ν_n, η_n, μ_n) satisfy (8), and thus convert the n -trailer system into a Kumpera-Ruiz normal form.*

Proof: We will prove that the relation (8) holds for $n \geq 0$ by induction on the number n of trailers. Relation (8) is clearly true for $n = 0$. Assume that it holds

for $n - 1$ trailers. In this case we have

$$\begin{aligned}\phi_*^{n-1}(\tau_1^{n-1}) &= (\nu_{n-1} \circ \psi^{n-1}) \kappa_1^{n+2} \\ \phi_*^{n-1}(\tau_2^{n-1}) &= (\eta_{n-1} \circ \psi^{n-1}) \kappa_1^{n+2} + (\mu_{n-1} \circ \psi^{n-1}) \kappa_2^{n+2}.\end{aligned}$$

The inductive definition of the n -trailer gives

$$\begin{aligned}\tau_1^n &= \frac{\partial}{\partial \theta_n} \\ \tau_2^n &= \sin(\theta_n - \theta_{n-1}) \tau_1^{n-1} + \cos(\theta_n - \theta_{n-1}) \tau_2^{n-1}.\end{aligned}$$

Let $\phi^n = (\phi^{n-1}, \phi_{n+3})^T$ be a diffeomorphism of \mathbb{R}^{n+3} such that ϕ^{n-1} depends on the first $n + 2$ coordinates only. Let f be a vector field on \mathbb{R}^{n+3} of the form $f = \alpha f^{(n-1)} + f_{n+3}$, where α is a smooth function on \mathbb{R}^{n+3} , the vector field $f^{(n-1)}$ is the lift of a vector field on \mathbb{R}^{n+2} (see Notation 1.2), and the only non-zero component of f_{n+3} is the last one. Then we have

$$\phi_*^n(f) = (\alpha \circ \psi^n) \phi_*^{n-1}(f^{(n-1)}) + ((L_f \phi_{n+3}) \circ \psi^n) \frac{\partial}{\partial x_{n+3}}.$$

Note that the vector field $\phi_*^{n-1}(f^{(n-1)})$ is lifted along the x_{n+3} -coordinate, which is defined by ϕ_{n+3} .

In the regular case we take a regular prolongation. In this case, relation (12) gives:

$$\begin{aligned}\phi_*^n(\tau_2^n) &= (s_n \circ \psi^n) \phi_*^{n-1}(\tau_1^{n-1}) + (c_n \circ \psi^n) \phi_*^{n-1}(\tau_2^{n-1}) + ((L_{\tau_2^n} x_{n+3}) \circ \psi^n) \frac{\partial}{\partial x_{n+3}} \\ &= ((s_n \nu_{n-1} + c_n \eta_{n-1}) \circ \psi^n) \kappa_1^{n+2} + ((c_n \mu_{n-1}) \circ \psi^n) \kappa_2^{n+2} + (\eta_n \circ \psi^n) \kappa_1^{n+3} \\ &= (\eta_n \circ \psi^n) \kappa_1^{n+3} + (c_n \mu_{n-1} \circ \psi^n) \times \left[\left(\frac{s_n \nu_{n-1} + c_n \eta_{n-1}}{c_n \mu_{n-1}} \circ \psi^n \right) \kappa_1^{n+2} + \kappa_2^{n+2} \right] \\ &= (\eta_n \circ \psi^n) \kappa_1^{n+3} + (\mu_n \circ \psi^n) (x_{n+3} \kappa_1^{n+2} + \kappa_2^{n+2}) \\ &= (\eta_n \circ \psi^n) \kappa_1^{n+3} + (\mu_n \circ \psi^n) \kappa_2^{n+3}.\end{aligned}$$

In the singular case we take the singular prolongation and, by (12), we obtain:

$$\begin{aligned}\phi_*^n(\tau_2^n) &= ((s_n \nu_{n-1} + c_n \eta_{n-1}) \circ \psi^n) \times \left[\kappa_1^{n+2} + \left(\frac{c_n \mu_{n-1}}{s_n \nu_{n-1} + c_n \eta_{n-1}} \circ \psi^n \right) \kappa_2^{n+2} \right] \\ &\quad + (\eta_n \circ \psi^n) \kappa_1^{n+3} \\ &= (\eta_n \circ \psi^n) \kappa_1^{n+3} + (\mu_n \circ \psi^n) (\kappa_1^{n+2} + x_{n+3} \kappa_2^{n+2}) \\ &= (\eta_n \circ \psi^n) \kappa_1^{n+3} + (\mu_n \circ \psi^n) \kappa_2^{n+3}.\end{aligned}$$

Moreover, in both cases, we have

$$\phi_*^n(\tau_1^n) = ((L_{\tau_1^n} x_{n+3}) \circ \psi^n) \frac{\partial}{\partial x_{n+3}} = (\nu_n \circ \psi^n) \kappa_1^{n+3}.$$

It follows that, both in the regular and in the singular case, relation (8) holds for $n \geq 0$. \square

Reversing the construction given in the previous proof leads to the following surprising result (Pasillas-Lépine and Respondek, 1998), which states that the n -trailer system is a universal local model for all Goursat structures — see also (Montgomery and Zhitomirskiĭ, 1999) and (Pasillas-Lépine and Respondek, 1999b).

Theorem 3.2 *Any Goursat structure on a manifold M of dimension $n+3$ is equivalent, in a small enough neighborhood of any point q in M , to the n -trailer considered around a suitably chosen point p of its configuration space $\mathbb{R}^2 \times (S^1)^{n+1}$.*

Proof: By Theorem 1.4, our Goursat structure is, in a small enough neighborhood of any point q in M , equivalent to a Kumpera-Ruiz normal form κ^{n+3} . Denote by $y = (y_1, \dots, y_{n+3})$ the coordinates of κ^{n+3} and put $(y_1^q, \dots, y_{n+3}^q) = y(q)$.

Recall that, by definition, the pair of vector fields κ^{n+3} is given by a sequence of prolongations $\kappa^i = \sigma_{i-3} \circ \dots \circ \sigma_1(\kappa^3)$, where σ_j belongs to $\{R_{c_j}, S\}$, for $1 \leq j \leq i-3$ and $3 \leq i \leq n+3$. We call a coordinate y_i such that $\kappa^i = S(\kappa^{i-1})$ a *singular coordinate*, and a coordinate y_i such that $\kappa^i = R_c(\kappa^{i-1})$ a *regular coordinate*. It follows from the proof of Theorem 1.4 — see (Cheaito and Mormul, 1999) and (Pasillas-Lépine and Respondek, 1999b) — that for all singular coordinates we have $y_i^q = 0$; but for regular coordinates, the constants y_i^q can be arbitrary real numbers.

To prove the theorem, we will define a point p of $\mathbb{R}^2 \times (S^1)^{n+1}$ whose coordinates $\zeta(p) = (\xi_1^p, \xi_1^p, \theta_0^p, \dots, \theta_n^p)$ satisfy $(x \circ \zeta)(p) = y(q)$, where x and ζ denote the coordinates used in the Proof of Theorem 3.1. First, put the axle of the last trailer at (y_2^q, y_1^q) and take $\theta_0^p = \arctan(y_3^q)$. Compute $x_3 = \tan(\theta_0)$, $\mu_0 = \cos(\theta_0)$, $\nu_0 = \sec^2(\theta_0)$, and $\eta_0 = 0$. Then, take for $i = 1$ up to n , the following values for the angles $\theta_i^p \pmod{2\pi}$. If the coordinate y_{i+3} is singular then put $\theta_i^p = \theta_{i-1}^p + \pi/2$ and compute the coordinate x_{i+3} and the smooth functions μ_i , ν_i , and η_i using (11). If y_{i+3} is regular then put

$$\theta_i^p = \arctan \left(\frac{\mu_{i-1}(p) y_{i+3}^q - \eta_{i-1}(p)}{\nu_{i-1}(p)} \right) + \theta_{i-1}^p$$

and compute the coordinate x_{i+3} and the smooth functions μ_i , ν_i , and η_i using (10). By Theorem 3.1, the coordinates $x \circ \zeta$ convert the n -trailer into a Kumpera-Ruiz normal form. By the above defined construction, this normal form has the same singularities as κ^{n+3} and is defined around the same point of \mathbb{R}^{n+3} (if we translate the coordinates in order to center them then these Kumpera-Ruiz normal forms have the same constants in the regular prolongations). Hence, the diffeomorphism $\zeta^{-1} \circ x^{-1} \circ y$ gives the claimed equivalence. \square

4 Motion Planning

As we have proved in Section 2, the Lie algebras generated by Kumpera-Ruiz normal forms are nilpotent. This property is fundamental (see e.g. Lafferriere and Sussmann, 1992; Liu, 1997) because it allows to solve the nonholonomic motion planning problem in the case of Goursat structures. But Kumpera-Ruiz normal forms have also an other interesting property: they are “triangular” — in the sense of Murray and Sastry (1993), see also (Marigo, 1999). Indeed, it follows directly from their construction that they give a control system $\dot{x} = \kappa_1^n(x) u_1 + \kappa_2^n(x) u_2$ that can be written — see (Cheaito and Mormul, 1999), (Cheaito et al., 1998), (Kumpera and Ruiz, 1982), and (Pasillas-Lépine and Respondek, 1999b), after a permutation of the x_i 's, in the following form:

$$\begin{aligned} \dot{x}_1 &= u_1 \\ \dot{x}_2 &= u_2 \\ \dot{x}_3 &= f_3(x_1, x_2) u_2 \\ &\vdots \\ \dot{x}_{n-1} &= f_{n-3}(x_1, \dots, x_{n-2}) u_2 \\ \dot{x}_n &= f_n(x_1, \dots, x_{n-2}, x_{n-1}) u_2, \end{aligned}$$

where, for $3 \leq i \leq n$, the f_i 's are polynomials. Therefore, if we take polynomial controls of the form

$$\begin{aligned} u_1(t) &= a_0 + a_1 t + \dots + a_{n-2} t^{n-2} \\ u_2(t) &= b_0, \end{aligned} \tag{12}$$

as it has been proposed in (Tilbury et al., 1995) in order to steer the n -trailer around regular points, then the control system $\dot{x} = \kappa_1^n(x) u_1 + \kappa_2^n(x) u_2$ can be integrated

by successive quadratures, which leads to a system of n polynomial equations

$$x_i^T = P_i(a_0, \dots, a_{n-2}, b_0, x_1^0, \dots, x_n^0), \quad (13)$$

where, for $1 \leq i \leq n$, the P_i 's are polynomial functions of all their arguments and the vectors x^0 and x^T denote the initial and final configuration, respectively. Hence, for Goursat structures, the nonholonomic motion planning problem can be transformed into an algebraic problem: the resolution of a system of polynomial equations.

In the regular case, the polynomial system (13) is actually a linear system, which reflects the flatness of the system around regular configurations (see e.g. Fliess et al., 1995; Martin and Rouchon, 1994). Indeed, if we fix $b_0 \neq 0$ then the final condition x^T belongs to a hyperplane E_{b_0} of \mathbb{R}^n , parameterized by the constants a_0, \dots, a_{n-2} , and the motion planning problem leads to the resolution of a full-rank system of linear equations. Note, however, that this approach fails if $b_0 = 0$. That is, when the control (12) produces an abnormal trajectory.

In the singular case, the system (13) is truly polynomial, which causes at least two problems. Firstly, in general, it cannot be solved explicitly and we must use numerical approximations. Secondly, although the system is globally controllable, there may be restrictions on the set of points accessible with controls of the form (12) and, in general, describing these restrictions leads to another system of polynomial equations.

Fortunately, in small dimension the situation is not so complicated. Indeed, if we consider a mobile robot towing two or three trailers then (13) leads to a system of linear equations together with a single quadratic equation, which can be solved easily, and therefore the nonholonomic motion planning problem admits an explicit solution. Moreover, the set of points accessible by the family of controls (12) can be completely characterized: if we fix all initial and final angles, the set of points in the (ξ_1, ξ_2) -plane that can be reached from a given configuration is delimited by a parabola.

5 The Two-Trailer System

The results presented in this paper can be directly applied to the mobile robot towing two trailers, which is given by

$$\begin{aligned}\dot{\xi}_1 &= \cos(\theta_2 - \theta_1) \cos(\theta_1 - \theta_0) \cos(\theta_0) v_2 \\ \dot{\xi}_2 &= \cos(\theta_2 - \theta_1) \cos(\theta_1 - \theta_0) \sin(\theta_0) v_2 \\ \dot{\theta}_0 &= \cos(\theta_2 - \theta_1) \sin(\theta_1 - \theta_0) v_2 \\ \dot{\theta}_1 &= \sin(\theta_2 - \theta_1) v_2 \\ \dot{\theta}_2 &= v_1.\end{aligned}$$

We will consider this system in a small enough neighborhood of the singular locus $\theta_2 - \theta_1 = \pm \frac{\pi}{2}$, where the transformation

$$\begin{aligned}x_1 &= \xi_1 \\ x_2 &= \xi_2 \\ x_3 &= \tan(\theta_0) \\ x_4 &= \sec(\theta_0)^3 \tan(\theta_1 - \theta_0) \\ x_5 &= \frac{\cos(\theta_0)^4 \cos(\theta_1 - \theta_0) \cos(\theta_2 - \theta_1)}{3 \tan(\theta_0) \tan(\theta_1 - \theta_0) \sin(\theta_1 - \theta_0) \cos(\theta_2 - \theta_1) + \sec(\theta_1 - \theta_0)^2 (\sin(\theta_2 - \theta_1) - \sin(\theta_1 - \theta_0) \cos(\theta_2 - \theta_1))}\end{aligned}\tag{14}$$

converts the two-trailer into the following Kumpera-Ruiz normal form:

$$\begin{aligned}\dot{x}_1 &= x_5 u_2 \\ \dot{x}_2 &= x_5 x_3 u_2 \\ \dot{x}_3 &= x_5 x_4 u_2 \\ \dot{x}_4 &= u_2 \\ \dot{x}_5 &= u_1.\end{aligned}$$

The feedback transformation between the old and new controls is given in the Matlab file `system.m` of Pasillas-Lépine (2000), which is available by e-mail request to the first author.

We will show that (14) defines a diffeomorphism of a well chosen set V onto \mathbb{R}^5 . In order to do so, put $\tilde{\theta}_0 = \theta_0$, $\tilde{\theta}_1 = \theta_1 - \theta_0$, $\tilde{\theta}_2 = \theta_2 - \theta_1$ and represent x_5 , defined by (14), as

$$x_5 = \frac{a \cos \tilde{\theta}_2}{b \cos \tilde{\theta}_2 + c \sin \tilde{\theta}_2},\tag{15}$$

where a , b , and c are smooth functions of $\tilde{\theta}_0$ and $\tilde{\theta}_1$. It is easy to observe that for any fixed values of $\tilde{\theta}_0$ and $\tilde{\theta}_1$ and on any interval $(-\pi/2 + k\pi, \pi/2 + k\pi)$ the function $b \cos \tilde{\theta}_2 + c \sin \tilde{\theta}_2$ vanishes exactly one time. Let $\gamma(\tilde{\theta}_0, \tilde{\theta}_1) \in (-\pi/2 + k\pi, \pi/2 + k\pi)$ and $\delta(\tilde{\theta}_0, \tilde{\theta}_1) \in (-\pi/2 + (k+1)\pi, \pi/2 + (k+1)\pi)$ be zeros of $b \cos \tilde{\theta}_2 + c \sin \tilde{\theta}_2$. We claim that for any fixed values of $\tilde{\theta}_0$ and $\tilde{\theta}_1$, the map(15) establishes a diffeomorphism of the interval $(\gamma(\tilde{\theta}_0, \tilde{\theta}_1), \delta(\tilde{\theta}_0, \tilde{\theta}_1))$ onto \mathbb{R} . To see this, firstly, observe that $\delta(\tilde{\theta}_0, \tilde{\theta}_1) - \gamma(\tilde{\theta}_0, \tilde{\theta}_1) = \pi$. Secondly, dividing, on well chosen sets, the numerator and denominator of the right hand side of (15) by $\sin \tilde{\theta}_2$ and replacing $\cot \tilde{\theta}_2$ by $-y$ or by $\cos \tilde{\theta}_2$ and replacing $\tan \tilde{\theta}_2$ by y , we represent x_5 , respectively, as restrictions of either the homography $x_5 = \frac{-ay}{-by+c}$ or $x_5 = \frac{a}{cy+b}$. In both cases, derivative of x_5 with respect to $\tilde{\theta}_2$ is of the same sign which is the sign of $-ac$. This and the fact that $b \cos \tilde{\theta}_2 + c \sin \tilde{\theta}_2$ vanishes at $\gamma(\tilde{\theta}_0, \tilde{\theta}_1)$ and $\delta(\tilde{\theta}_0, \tilde{\theta}_1)$ implies that when $\tilde{\theta}_2$ changes between $\gamma(\tilde{\theta}_0, \tilde{\theta}_1)$ and $\delta(\tilde{\theta}_0, \tilde{\theta}_1)$ then the value of x_5 either grows monotonically between minus and plus infinity or decreases monotonically between plus and minus infinity.

Now define $V = \{(\xi_1, \xi_2, \tilde{\theta}_0, \tilde{\theta}_1, \tilde{\theta}_2) : \xi_1 \in \mathbb{R}, \xi_2 \in \mathbb{R}, \tilde{\theta}_0 \in (-\pi/2, \pi/2), \tilde{\theta}_1 \in (-\pi/2, \pi/2), \tilde{\theta}_2 \in (\gamma(\tilde{\theta}_0, \tilde{\theta}_1), \delta(\tilde{\theta}_0, \tilde{\theta}_1))\}$. The above considerations imply that (14) establishes a diffeomorphism between V and \mathbb{R}^5 .

Now fix an initial condition $\xi^0 = (\xi_1^0, \xi_2^0, \theta_0^0, \theta_1^0, \theta_2^0)$ and a terminal condition $\xi^T = (\xi_1^T, \xi_2^T, \theta_0^T, \theta_1^T, \theta_2^T)$. Let k be an integer such that $\tilde{\theta}_2^0 \in (\gamma(\tilde{\theta}_0^0, \tilde{\theta}_1^0), \delta(\tilde{\theta}_0^0, \tilde{\theta}_1^0))$, where $\gamma(\tilde{\theta}_0^0, \tilde{\theta}_1^0) \in (-\pi/2 + k\pi, \pi/2 + k\pi)$. Assume that $\gamma(\tilde{\theta}_0^T, \tilde{\theta}_1^T)$ satisfies $\gamma(\tilde{\theta}_0^T, \tilde{\theta}_1^T) \in (-\pi/2 + k\pi, \pi/2 + k\pi)$ for the same k , where $\tilde{\theta}_2^T \in (\gamma(\tilde{\theta}_0^T, \tilde{\theta}_1^T), \delta(\tilde{\theta}_0^T, \tilde{\theta}_1^T))$. Then any smooth curve $x(t)$ in \mathbb{R}^5 such that $x(0) = \xi^0$ and $x(T) = \xi^T$ has a unique smooth preimage, with respect to (14).

The controls u_1 and u_2 that steer the above Kumpera-Ruiz normal form from $p = (p_1, p_2, p_3, p_4, p_5)$ at $t = 0$ to $q = (q_1, q_2, q_3, q_4, q_5)$ at $t = 1$ are given in Pasillas-Lépine (2000) (see the files `main.m` and `system.m`). Here, we will consider the particular case $p = (0, 0, 0, 0, 0)$, which is simpler to analyze. If we take a pair of polynomial controls of the form

$$\begin{aligned} u_1(t) &= a_2 + a_3 t + a_4 t^2 + a_5 t^3 \\ u_2(t) &= a_1, \end{aligned} \tag{16}$$

then we will obtain:

$$\begin{aligned}
x_1(1) &= a_1 \left(\frac{1}{2}a_2 + \frac{1}{6}a_3 + \frac{1}{12}a_4 + \frac{1}{20}a_5 \right) \\
x_2(1) &= a_1^3 \left(\frac{1}{15}a_2^2 + \frac{1}{112}a_3^2 + \frac{1}{405}a_4^2 + \frac{1}{1056}a_5^2 \right. \\
&\quad \left. + \frac{7}{144}a_2a_3 + \frac{8}{315}a_2a_4 + \frac{5}{320}a_2a_5 \right. \\
&\quad \left. + \frac{3}{320}a_3a_4 + \frac{5}{864}a_3a_5 + \frac{11}{3600}a_4a_5 \right) \\
x_3(1) &= a_1^2 \left(\frac{1}{3}a_2 + \frac{1}{8}a_3 + \frac{1}{15}a_4 + \frac{1}{24}a_5 \right) \\
x_4(1) &= a_1 \\
x_5(1) &= a_2 + \frac{1}{2}a_3 + \frac{1}{3}a_4 + \frac{1}{4}a_5.
\end{aligned}$$

Now, if we want the final point to be q , we should take:

$$\begin{aligned}
a_1 &= q_4 \\
a_3 &= -12a_2 - \frac{360}{q_4^2}q_3 + \frac{240}{q_4}q_1 + 12q_5 \\
a_4 &= 30a_2 + \frac{1440}{q_4^2}q_3 - \frac{900}{q_4}q_1 - 60q_5 \\
a_5 &= -20a_2 - \frac{1200}{q_4^2}q_3 + \frac{720}{q_4}q_1 + 60q_5.
\end{aligned}$$

The constraint $x_2(1) = q_2$ gives, for a_2 , the quadratic equation

$$\begin{aligned}
\frac{1}{55440}q_4^3 a_2^2 + \left(\frac{1}{462}q_3q_4 - \frac{2}{693}q_1q_4^2 + \frac{1}{11088}q_5q_4^3 \right) a_2 - \frac{179}{462}q_1q_3 \\
+ \frac{60}{77}\frac{q_3^2}{q_4} + \frac{15}{77}q_1^2q_4 - \frac{1}{154}q_3q_4q_5 - \frac{1}{308}q_1q_4^2q_5 + \frac{1}{2772}q_4^3q_5^2 = q_2.
\end{aligned}$$

It follows that a point q is reachable from zero, with controls of the form (16), if and only if:

$$q_2 \geq \frac{5}{63}q_4 q_1^2 + \left(-\frac{3}{14}q_3 + \frac{1}{252}q_4^2q_5 \right) q_1 + \frac{5}{7}\frac{q_3^2}{q_4} - \frac{1}{84}q_3q_4q_5 + \frac{1}{4032}q_4^3q_5^2. \quad (17)$$

To steer the two-trailer system: (i) Fix initial and terminal configurations ζ^0 and ζ^T that can be joined by a control of the form (16). In the particular case $x(\zeta^0) = 0$, the terminal configuration must satisfy (17). Check that ζ^0 and ζ^T belong to the domain V defined above. (ii) Compute, using the transformation (14), the initial and final configurations $x^0 = x(\zeta^0)$ and $x^T = x(\zeta^T)$ in the coordinates of the Kumpera-Ruiz normal form. (iii) Compute a pair of controls (u_1, u_2) of the form (16), that steer the system from x^0 to x^T . (iv) Apply to the original system the controls $v_1 = \widehat{\nu}_5 u_1 + \widehat{\eta}_5 u_2$ and $v_2 = \widehat{\mu}_5 u_2$, given by (9). For additional details, we refer the reader to the three Matlab files `main.m`, `system.m`, and `chgcoord.m` of Pasillas-Lépine (2000).

We plot, in Figure 1, the trajectory joining the points $\zeta^0 = (0, 0, 0, 0, \frac{\pi}{4})$ and $\zeta^T = (0, 1, 0, \frac{\pi}{4}, \frac{3\pi}{4})$; and, in Figure 2, the trajectory joining the points $\zeta^0 = (0, 0, 0, 0, -\frac{\pi}{4}, 0)$ and $\zeta^T = (0, 1, 0, \frac{\pi}{4}, \frac{3\pi}{4})$. In both cases, illustrated by Figures 1 and 2, the initial and terminal configurations satisfy the above described conditions which justifies the application of our method. Indeed, in the first case we have for the initial configuration $\tilde{\beta}_2^0 = \pi/4$ so $\tilde{\beta}^0 \in (\gamma(0, 0), \delta(0, 0))$, where $\gamma(0, 0) = 0$, $\delta(0, 0) = \pi$. For the terminal configuration we have $\tilde{\beta}_2^T = \pi/2 \in \gamma(0, \pi/4), \delta(0, \pi/4)$, where $\gamma(0, \pi/4) = \arctan(\sqrt{2}/4)$ which obviously satisfies the required condition. Similar calculations hold in the case considered in Figure 2. Observe that, in both cases, the terminal configuration ζ^T belongs to the singular locus.

References

- Bryant, R., Chern, S.-S., Gardner, R., Goldschmidt, H. and Griffiths, P. (1991). *Exterior Differential Systems*, Mathematical Sciences Research Institute Publications, Springer-Verlag, New York.
- Cheaito, M. and Mormul, P. (1999). Rank-2 distributions satisfying the Goursat condition: All their local models in dimension 7 and 8, *ESAIM Control, Optimisation, and Calculus of Variations* **4**: 137–158.
- Cheaito, M., Mormul, P., Pasillas-Lépine, W. and Respondek, W. (1998). On local classification of Goursat structures, *Comptes Rendus de l'Académie des Sciences de Paris* **327**(5): 503–508.
- Fliess, M., Lévine, J., Martin, P. and Rouchon, P. (1995). Flatness and defect of nonlinear systems: Introductory theory and examples, *International Journal of Control* **61**(6): 1327–1361.
- Fulton, W. and Harris, J. (1991). *Representation Theory*, Graduate Texts in Mathematics, Springer-Verlag, New York.
- Giaro, A., Kumpera, A. and Ruiz, C. (1978). Sur la lecture correcte d'un resultat d'Élie Cartan, *Comptes Rendus de l'Académie des Sciences de Paris* **287**: 241–244.

- Hermes, H. (1986). Involutive subdistributions and canonical forms for distributions and control systems, *in* C. Byrnes and A. Lindquist (eds), *Theory and Applications of Nonlinear control Systems*, Elsevier, pp. 123–135.
- Jean, F. (1996). The car with n trailers: Characterization of the singular configurations, *ESAIM Control, Optimisation, and Calculus of Variations* **1**: 241–266.
- Jiang, Z-P. and Nijmeijer, H. (1999). A Recursive Technique for Tracking Control of Nonholonomic Systems in Chained Form, *IEEE Transactions on Automatic Control* **44**(2): 265–279.
- Kumpera, A. and Ruiz, C. (1982). Sur l'équivalence locale des systèmes de Pfaff en drapeau, *in* F. Gherardelli (ed.), *Monge-Ampère equations and related topics*, Istituto Nazionale di Alta Matematica Francesco Severi, Rome, pp. 201–247.
- Lafferriere, G. and Sussmann, H. (1992). A differential geometric approach to motion planning, *in* Z. Li and J. F. Canny (eds), *Nonholonomic motion planning*, International Series in Engineering and Computer Sciences, Kluwer, Dordrecht, pp. 235–270.
- Laumond, J.-P. (1991). Controllability of a multibody mobile robot, *IEEE Transactions on Robotics and Automation* **9**(6): 755–763.
- Laumond, J.-P. (ed.) (1997). *Robot Motion Planning and Control*, Lecture Notes on Control and Information Sciences, Springer-Verlag, Berlin.
- Liu, W. (1997). An approximation algorithm for non-holonomic systems, *SIAM Journal on Control and Optimization* **35**(4): 1328–1365.
- Marigo, A. (1999). Constructive necessary and sufficient conditions for strict triangularizability of driftless nonholonomic systems, *Proceedings of the IEEE Conference on Decision and Control*, Phoenix (Arizona), pp. 2138–2143.
- Martin, P. and Rouchon, P. (1994). Feedback linearization and driftless systems, *Mathematics of Control, Signals, and Systems* **7**: 235–254.
- Montgomery, R. and Zhitomirskiĭ, M. (1999). Geometric approach to Goursat flags. Preprint, University of California Santa Cruz.

- Murray, R. (1994). Nilpotent bases for a class of nonintegrable distributions with applications to trajectory generation for nonholonomic systems, *Mathematics of Control, Signals, and Systems* **7**: 58–75.
- Murray, R. and Sastry, S. (1993). Nonholonomic motion planning: Steering using sinusoids, *IEEE Transactions on Automatic Control* **38**(5): 700–716.
- Pasillas-Lépine, W. (2000). *Systèmes de contact et structures de Goursat: Théorie et application au contrôle des systèmes mécaniques non holonomes*, Ph.D. thesis, Institut national des sciences appliquées de Rouen.
- Pasillas-Lépine, W. and Respondek, W. (1998). Applications of the geometry of Goursat structures to nonholonomic control systems, *Proceedings of the IFAC Nonlinear Control Systems Design Symposium*, Enschede (The Netherlands), pp. 789–794.
- Pasillas-Lépine, W. and Respondek, W. (1999a). Conversion of the n-trailer into Kumpera-Ruiz normal form and motion planning through the singular locus, *Proceedings of the IEEE Conference on Decision and Control*, Phoenix (Arizona), pp. 2914–2919.
- Pasillas-Lépine, W. and Respondek, W. (1999b). On the geometry of Goursat structures. Submitted to *ESAIM Control, Optimisation, and Calculus of Variations*.
- Rouchon, P., Fliess, M., Lévine, J. and Martin, P. (1993). Flatness and motion planning: The car with n trailers, *Proceedings of the European Control Conference*, Groningen, pp. 1518–1522.
- Samson, C. (1995). Control of chained systems: Application to path following and time-varying point-stabilization of mobile robots, *IEEE Transactions on Automatic Control* **40**(1): 64–77.
- Sørdalen, O. (1993). Conversion of the kinematics of a car with n trailers into a chained form, *Proceedings of the IEEE Conference on Robotics and Automation*, Atlanta (Georgia), pp. 382–387.

- Teel, A., Murray, R. and Walsh, G. (1995). Nonholonomic control systems: From steering to stabilization with sinusoids, *International Journal of Control* **62**(4): 849–870.
- Tilbury, D., Murray, R. and Sastry, S. (1995). Trajectory generation for the n-trailer problem using Goursat normal form, *IEEE Transactions on Automatic Control* **40**(5): 802–819.
- Vendittelli, M., Laumond, J.-P. and Oriolo, G. (1998). Nilpotent approximation of nonholonomic systems with singularities: A case study, *Proceedings of the IFAC Nonlinear Control Systems Design Symposium*, Enschede (The Netherlands), pp. 777–782.

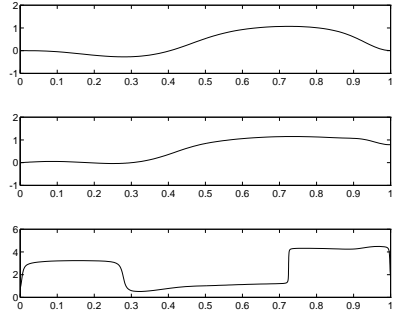
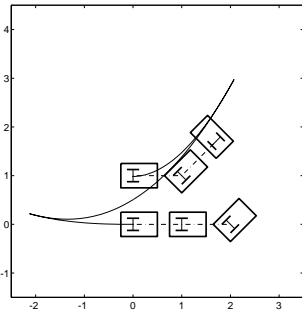


Figure 1: (a) Initial and final configurations. Trajectory of the last trailer. (b) From the top: the angles θ_0 , θ_1 and θ_2 .

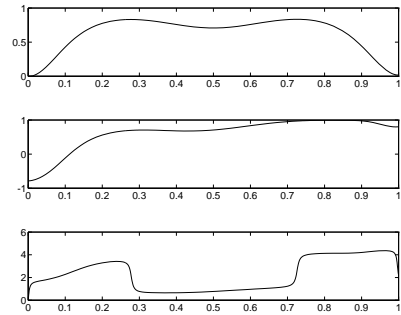
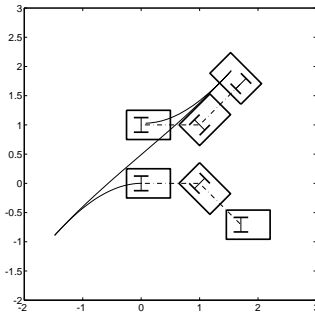


Figure 2: (a) Initial and final configurations. Trajectory of the last trailer. (b) From the top: the angles θ_0 , θ_1 and θ_2 .