

MADPH-99-1127
UH-511-931-99
hep-ph/9907421
July 1999

Neutrino Decay and Atmospheric Neutrinos

V. Barger¹, J.G. Learned², P. Lipari³, M. Lusignoli³, S. Pakvasa², and T.J. Weiler⁴

¹*Department of Physics, University of Wisconsin, Madison, WI 53706*

²*Department of Physics, University of Hawaii, Honolulu, HI 96822*

³*Dipartimento di Fisica, Università "La Sapienza", and I.N.F.N., Sezione di Roma, Roma, Italy*

⁴*Department of Physics and Astronomy, Vanderbilt University, Nashville, TN 37235*

Abstract

We reconsider neutrino decay as an explanation for atmospheric neutrino observations. We show that if the mass-difference relevant to the two mixed states ν_μ and ν_τ is very small ($< 10^{-4} \text{ eV}^2$), then a very good fit to the observations can be obtained with decay of a component of ν_μ to a sterile neutrino and a Majoron. We discuss how the K2K and MINOS long-baseline experiments can distinguish the decay and oscillation scenarios.

Recently a neutrino decay explanation for the atmospheric neutrino observations of Super-Kamiokande was proposed [1]. To recapitulate briefly, in presence of a decaying neutrino state, the survival probability of ν_μ is given by

$$P(\nu_\mu \rightarrow \nu_\mu) = \sin^4 \theta + \cos^4 \theta e^{-\alpha L/E} + 2 \sin^2 \theta \cos^2 \theta e^{-\alpha L/2E} \cos\left(\frac{\delta m_{23}^2 L}{2E}\right) \quad (1)$$

where we have considered only two state mixing for simplicity: $\delta m_{23}^2 = m_2^2 - m_3^2$, $\alpha = m_2/\tau_2$ and $\nu_\mu = \cos \theta \nu_2 + \sin \theta \nu_3$. If the decay of ν_2 is $\nu_2 \rightarrow \bar{\nu}_3 + J$, where J is a massless scalar, then the δm^2 in the decay is the same as in Eq. (1) and it can be shown that this δm^2 has to be larger than 0.73 eV^2 to satisfy constraints from $K \rightarrow \mu + \text{neutrals}$ decay [2]. Then the oscillating term in Eq. (1) averages to zero and $P(\nu_\mu \rightarrow \nu_\mu)$ simplifies to

$$P(\nu_\mu \rightarrow \nu_\mu) = \sin^4 \theta + \cos^4 \theta e^{-\alpha L/E} \quad (2)$$

This decay scenario was analyzed in Ref. [1] and fit to the L/E_ν dependence and the asymmetry of the contained events in Super-Kamiokande [3]. A satisfactory fit with $\cos^2 \theta \sim 0.87$ and $\alpha \sim 1 \text{ GeV}/D_E$ (where D_E is the diameter of the earth) was found. However, it has since been shown that the fit to the higher energy events in Super-K (especially the upcoming muons) is quite poor [4], [5].

Another possibility, mentioned in Ref. [1], is that the decay of ν_2 is into a state with which it does not mix. For example, the three weak coupling states ν_μ, ν_τ, ν_s (where ν_s is a sterile neutrino) may be related to the mass eigenstates ν_2, ν_3, ν_4 by the approximate mixing

$$\begin{pmatrix} \nu_\mu \\ \nu_\tau \\ \nu_s \end{pmatrix} = \begin{pmatrix} \cos \theta & \sin \theta & 0 \\ -\sin \theta & \cos \theta & 0 \\ 0 & 0 & 1 \end{pmatrix} \begin{pmatrix} \nu_2 \\ \nu_3 \\ \nu_4 \end{pmatrix} \quad (3)$$

and the decay is $\nu_2 \rightarrow \bar{\nu}_4 + J$. The electron neutrino, which we identify with ν_1 , cannot mix very much with the other three because of the more stringent bounds on its couplings [2], and thus our preferred solution for solar neutrinos would be small angle matter oscillations.

Then the δm_{23}^2 in Eq. (1) is not related to the δm_{24}^2 in the decay, and can be very small, say $< 10^{-4} \text{ eV}^2$ (to ensure that oscillations play no role in the atmospheric neutrinos). In that case, the oscillating term is 1 and $P(\nu_\mu \rightarrow \nu_\mu)$ becomes

$$P(\nu_\mu \rightarrow \nu_\mu) = (\sin^2 \theta + \cos^2 \theta e^{-\alpha L/2E})^2 \quad (4)$$

This is identical to Eq. (13) in Ref. [1]. Here we consider this decay model and compare it to observations.

In order to compare the predictions of this model with the standard $\nu_\mu \leftrightarrow \nu_\tau$ oscillation model, we have calculated with Monte Carlo methods the event rates for contained, semi-contained and upward-going (passing and stopping) muons in the Super-K detector, in the absence of ‘new physics’, and modifying the muon neutrino flux according to the decay or oscillation probabilities discussed above. We have then compared our predictions with the SuperK data [3], calculating a χ^2 to quantify the agreement (or disagreement) between data and calculations. In performing our fit (see Ref. [4] for details) we do not take into account any systematic uncertainty, but we allow the absolute flux normalization to vary as a free parameter β .

The ‘no new physics model’ gives a very poor fit to the data with $\chi^2 = 281$ for 34 d.o.f. (35 bins and one free parameter, β). For the standard $\nu_\mu \leftrightarrow \nu_\tau$ oscillation scenario the best fit has $\chi^2 = 33.3$ (32 d.o.f.) and the values of the relevant parameters are $\Delta m^2 = 3.2 \times 10^{-3} \text{ eV}^2$, $\sin^2 2\theta = 1$ and $\beta = 1.15$. This result is in good agreement with the detailed fit performed by the SuperK collaboration [3] giving us confidence that our simplified treatment of detector acceptances and systematic uncertainties is reasonable. The decay model of Equation (3) above gives an equally good fit with a minimum $\chi^2 = 33.7$ (32 d.o.f.) for the choice of parameters

$$\tau_\nu/m_\nu = 63 \text{ km/GeV}, \quad \cos^2 \theta = 0.30 \quad (5)$$

and normalization $\beta = 1.17$.

In Fig. 1 we compare the best fits of the two models considered (oscillations and decay) with the SuperK data. In the figure we show (as data points with statistical error bars) the ratios between the SuperK data and the Monte Carlo predictions calculated in the absence of oscillations or other form of ‘new physics’ beyond the standard model. In the six panels we show separately the data on e -like and μ -like events in the sub-GeV and multi-GeV samples,

and on stopping and passing upward-going muon events. The solid (dashed) histograms correspond to the best fits for the decay model ($\nu_\mu \leftrightarrow \nu_\tau$ oscillations). One can see that the best fits of the two models are of comparable quality. The reason for the similarity of the results obtained in the two models can be understood by looking at Fig. 2, where we show the survival probability $P(\nu_\mu \rightarrow \nu_\mu)$ of muon neutrinos as a function of L/E_ν for the two models using the best fit parameters. In the case of the neutrino decay model (thick curve) the probability $P(\nu_\mu \rightarrow \nu_\mu)$ monotonically decreases from unity to an asymptotic value $\sin^4 \theta \simeq 0.49$. In the case of oscillations the probability has a sinusoidal behaviour in L/E_ν . The two functional forms seem very different; however, taking into account the resolution in L/E_ν , the two forms are hardly distinguishable. In fact, in the large L/E_ν region, the oscillations are averaged out and the survival probability there can be well approximated with 0.5 (for maximal mixing). In the region of small L/E_ν both probabilities approach unity. In the region L/E_ν around 400 km/GeV, where the probability for the neutrino oscillation model has the first minimum, the two curves are most easily distinguishable, at least in principle.

Decay Model

There are two decay possibilities that can be considered: (a) ν_2 decays to $\bar{\nu}_4$ which is dominantly ν_s with ν_2 and ν_3 mixtures of ν_μ and ν_τ , as in Eq. (3), and (b) ν_2 decays into $\bar{\nu}_4$ which is dominantly $\bar{\nu}_\tau$ and ν_2 and ν_3 are mixtures of ν_μ and ν_s . In both cases the decay interaction has to be of the form

$$\mathcal{L}_{int} = g_{24} \overline{\nu_{4L}^c} \nu_{2L} J + h.c. \quad (6)$$

where J is a Majoron field that is dominantly iso-singlet (this avoids any conflict with the invisible width of the Z). Viable models for both the above cases can be constructed [6,7]. However, case (b) needs additional iso-triplet light scalars which cause potential problems with Big Bang Nucleosynthesis (BBN), and there is some preliminary evidence from SuperK against ν_μ - ν_s mixing [8]. Hence we only consider case (a), i.e. $\nu_2 \rightarrow \bar{\nu}_4 + J$ with $\nu_4 \approx \nu_s$, as implicit in Eq. (3). With this interaction, the ν_2 rest-lifetime is given by

$$\tau_2 = \frac{16\pi}{g^2} \cdot \frac{m_2}{\delta m^2(1+x)^2}, \quad (7)$$

where $\delta m^2 = m_2^2 - m_4^2$ and $x = m_4/m_2$ ($0 < x < 1$). From the value of $\alpha = \tau_2/m_2 = 63 \text{ km/GeV}$ found in the fit, we have

$$g^2 \delta m^2 < 4.4 \times 10^{-2} \text{ eV}^2 \quad (8)$$

Combining this with the bound on g^2 from $K \rightarrow \pi$ decays of $g^2 < 2.4 \times 10^{-4}$ [2] we have

$$\delta m^2 > 185 \text{ eV}^2. \quad (9)$$

Even with a generous interpretation of the uncertainties in the fit, this δm^2 implies a minimum mass difference in the range 10–15 eV. Then ν_2 and ν_3 are nearly degenerate with masses $\gtrsim \mathcal{O}(10 \text{ eV})$ and ν_4 is relatively light. We assume that a similar coupling of ν_3 to ν_4 and J is somewhat weaker leading to a significantly longer lifetime for ν_3 , and the instability of ν_3 is irrelevant for the analysis of the atmospheric neutrino data.

For the atmospheric neutrinos in SuperK, two kinds of tests have been proposed to distinguish between ν_μ - ν_τ oscillations and ν_μ - ν_s oscillations. One is based on the fact that matter effects are present for ν_μ - ν_s oscillations [9] but are nearly absent for ν_μ - ν_τ oscillations [10] leading to differences in the zenith angle distributions due to matter effects on upgoing neutrinos [11]. The other is the fact that the neutral current rate will be affected in ν_μ - ν_s oscillations but not for ν_μ - ν_τ oscillations as can be measured in events with single π^0 's [12]. In these tests our decay scenario will behave as a hybrid in that there is no matter effect but there is some effect in neutral current rates.

Long-Baseline Experiments

The survival probability of ν_μ as a function of L/E is given in Eq. (1). The conversion probability into ν_τ is given by

$$P(\nu_\mu \rightarrow \nu_\tau) = \sin^2 \theta \cos^2 \theta (1 - e^{-\alpha L/2E})^2. \quad (10)$$

This result differs from $1 - P(\nu_\mu \rightarrow \nu_\mu)$ and hence is different from ν_μ - ν_τ oscillations. Furthermore, $P(\nu_\mu \rightarrow \nu_\mu) + P(\nu_\mu \rightarrow \nu_\tau)$ is not 1 but is given by

$$P(\nu_\mu \rightarrow \nu_\mu) + P(\nu_\mu \rightarrow \nu_\tau) = 1 - \cos^2 \theta (1 - e^{-\alpha L/E}) \quad (11)$$

and determines the amount by which the predicted neutral-current rates are affected compared to the no oscillations (or the ν_μ - ν_τ oscillations) case. In Fig. 3 we give the results for $P(\nu_\mu \rightarrow \nu_\mu)$, $P(\nu_\mu \rightarrow \nu_\tau)$ and $P(\nu_\mu \rightarrow \nu_\mu) + P(\nu_\mu \rightarrow \nu_\tau)$ for the decay model and compare them to the ν_μ - ν_τ oscillations, for both the K2K [13] and MINOS [14] long-baseline experiments, with the oscillation and decay parameters as determined in the fits above.

The K2K experiment, already underway, has a low energy beam $E_\nu \approx 1$ –2 GeV and a baseline $L = 250$ km. The MINOS experiment will have 3 different beams, with average energies $E_\nu = 3, 6$ and 12 GeV and a baseline $L = 732$ km. The approximate L/E_ν ranges are thus 125–250 km/GeV for K2K and 50–250 km/GeV for MINOS. The comparisons in Figure 3 show that the energy dependence of ν_μ survival probability and the neutral current rate can both distinguish between the decay and the oscillation models. MINOS may also have τ detection capabilities that would allow additional tests.

Big Bang Nucleosynthesis

The decay of ν_2 is sufficiently fast that all the neutrinos ($\nu_e, \nu_\mu, \nu_\tau, \nu_s$) and the Majoron may be expected to equilibrate in the early universe before the primordial neutrinos decouple. When they achieve thermal equilibrium each Majorana neutrino contributes $N_\nu = 1$ and the Majoron contributes $N_\nu = 4/7$ [15], giving an effective number of light neutrinos $N_\nu = 4\frac{4}{7}$ at the time of Big Bang Nucleosynthesis. From the observed primordial abundances of ${}^4\text{He}$ and ${}^6\text{Li}$, upper limits on N_ν are inferred, but these depend on which data are used [16–18]. Conservatively, the upper limit to N_ν could extend up to 5.3 (or even to 6 if ${}^7\text{Li}$ is depleted in halo stars [16]).

Cosmic Neutrino Fluxes

Since we expect both ν_2 and ν_3 to decay, neutrino beams from distant sources (such as Supernovae, active galactic nuclei and gamma-ray bursters) should contain only ν_e and $\bar{\nu}_e$ but no $\nu_\mu, \bar{\nu}_\mu, \nu_\tau$ and $\bar{\nu}_\tau$. This is a very strong prediction of our decay scenario.

Reactor and Accelerator Limits

The ν_e is essentially decoupled from the decay state ν_2 so the null observations from the CHOOZ reactor are satisfied [19]. The mixings of ν_μ and ν_τ with ν_s and ν_e are very small, so there is no conflict with stringent accelerator limits on flavor oscillations with large δm^2 [20].

Conclusions

In summary, we have shown that neutrino decay remains a viable alternative to neutrino oscillations as an explanation of the atmospheric neutrino anomaly. The model consists of two nearly degenerate mass eigenstates ν_2, ν_3 with mass separation $\gtrsim \mathcal{O}(10 \text{ eV})$ from another nearly degenerate pair ν_1, ν_4 . The ν_μ and ν_τ flavors are approximately composed of ν_2 and ν_3 , with a mixing angle $\theta_{23} \simeq 30^\circ$. The state ν_2 is unstable, decaying to $\bar{\nu}_4$ and a Majoron with a lifetime $\tau_2 \sim 10^{-12}$ sec. The electron neutrino ν_e and a sterile neutrino ν_s have negligible mixing with ν_μ, ν_τ and are approximate mass eigenstates ($\nu_e \approx \nu_1, \nu_s \approx \nu_4$), with a small mixing angle θ_{14} and a $\delta m_{41}^2 \approx 10^{-5} \text{ eV}^2$ to explain the solar neutrino anomaly. The states ν_3 and ν_4 are also unstable, but with ν_3 lifetime somewhat longer and ν_4 lifetime much longer than the ν_2 lifetime. This decay scenario is difficult to distinguish from oscillations because of the smearing in both L and E_ν in atmospheric neutrino events. However, long-baseline experiments, where L is fixed, should be able to establish whether the dependence of L/E_ν is exponential or sinusoidal. In our scenario only ν_1 is stable. Thus, neutrinos of supernovae or of extra galactic origin would be almost entirely ν_e . The contribution of the electron neutrinos and the Majorons to the cosmological energy density Ω is negligible and not relevant for large scale structure formation.

Acknowledgements

We would like to thank A. Joshipura for useful discussions. This work is supported in part by the U.S. Department of Energy.

REFERENCES

- [1] V. Barger, J.G. Learned, S. Pakvasa and T.J. Weiler, Phys. Rev. Lett **82**, 2640 (1999).
- [2] V. Barger, W-Y. Keung and S. Pakvasa, Phys. Rev. **D25**, 907 (1982).
- [3] Y. Fukuda et al. (the Super-Kamiokande Collaboration), Phys. Rev. Lett. **81**, 1562 (1998).
- [4] P. Lipari and M. Lusignoli, Phys. Rev. **D60**, 013003 (1999).
- [5] G. Fogli, E. Lisi and A. Marrone, Phys. Rev. **D59**, 117303 (1999); S. Choubey and S. Goswami, hep-ph/9904257.
- [6] J. Valle, Phys. Rev. **B131**, 87 (1983); G. Gelmini and J. Valle, Phys. Rev. **B142**, 181 (1983); A. Joshipura and S. Rindani, Phys. Rev. **D46**, 300 (1992); K. Choi and A. Santamaria, Phys. Lett. **B267**, 504 (1991); A. Acker, A. Joshipura and S. Pakvasa, Phys. Lett. **B285**, 371 (1992).
- [7] A. Joshipura (private communication).
- [8] T. Kajita, Super-Kamiokande results presented at the “Beyond the Desert” Workshop, Castle Ringberg, Tegernsee, Germany, June 6–12, 1999 (to be published in the proceedings).
- [9] V. Barger, N. Deshpande, P. Pal, R.J.N. Phillips and K. Whisnant, Phys. Rev. **D43**, 1759 (1991).
- [10] J. Pantaleone, Phys. Rev. **D49**, 2152 (1994).
- [11] P. Lipari and M. Lusignoli, Phys. Rev. **D58**, 073005 (1998); Q. Liu and A. Smirnov, Nucl. Phys. **B524**, 505 (1998).
- [12] F. Vissani and A. Smirnov, Phys. Lett **B432**, 376 (1998); J. Learned, S. Pakvasa, and J. Stone, Phys. Lett. **B435**, 131 (1998).

- [13] KEK-PS E362, INS-924 report (1992).
- [14] MINOS Collaboration, NuMI-L-375 report (1998).
- [15] R. Kolb and M. S. Turner, **The Early Universe**, Addison - Wesley (1990).
- [16] K. Olive and D. Thomas, hep-ph/9811444.
- [17] E. Lisi, S. Sarkar, F. Villante, Phys. Rev. **D59**, 123520 (1999).
- [18] S. Burles, K. Nollett, J. Truran and M. S. Turner, Phys. Rev. Lett. **82**, 4176 (1999).
- [19] M. Appolonio et al. (the CHOOZ Collaboration), Phys. Lett. **B420**, 320 (1998).
- [20] For a review of accelerator limits, see K. Zuber, Phys. Rep. **305**, 295 (1998).

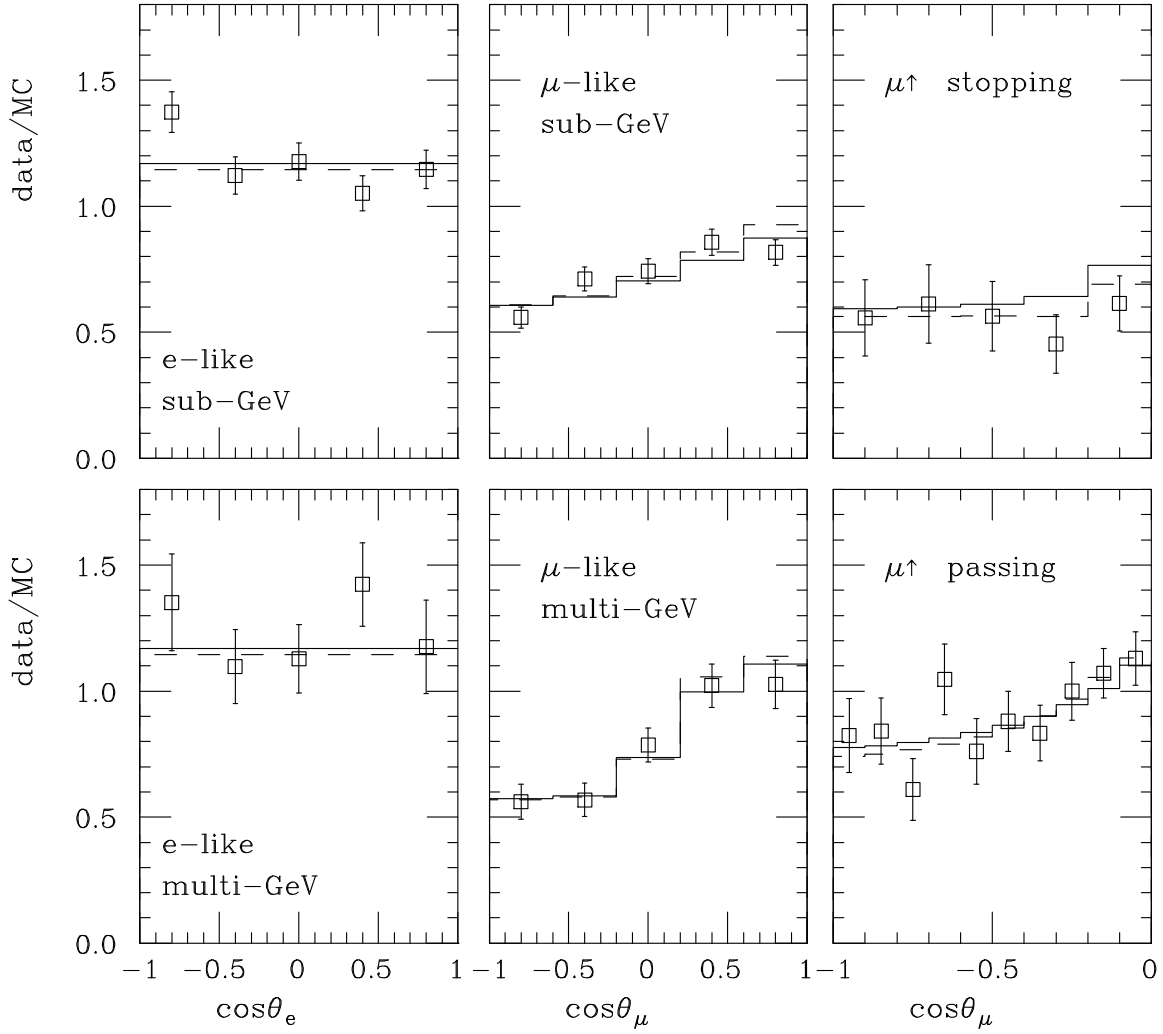


FIG. 1. Comparison of decay model (solid histograms) and ν_μ - ν_τ oscillation model (dashed histograms) with SuperK data from Ref. [3].

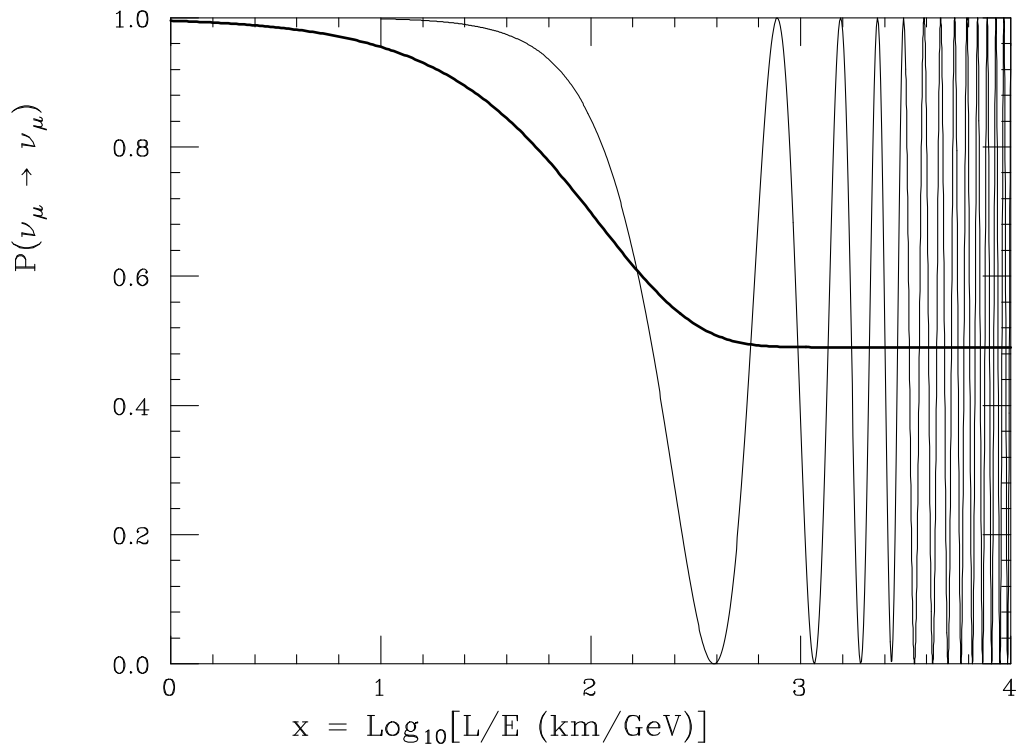


FIG. 2. Survival probability for ν_μ versus $\log_{10}(L/E)$ for the decay model (heavy solid curve) and ν_μ oscillation model (thin curve).

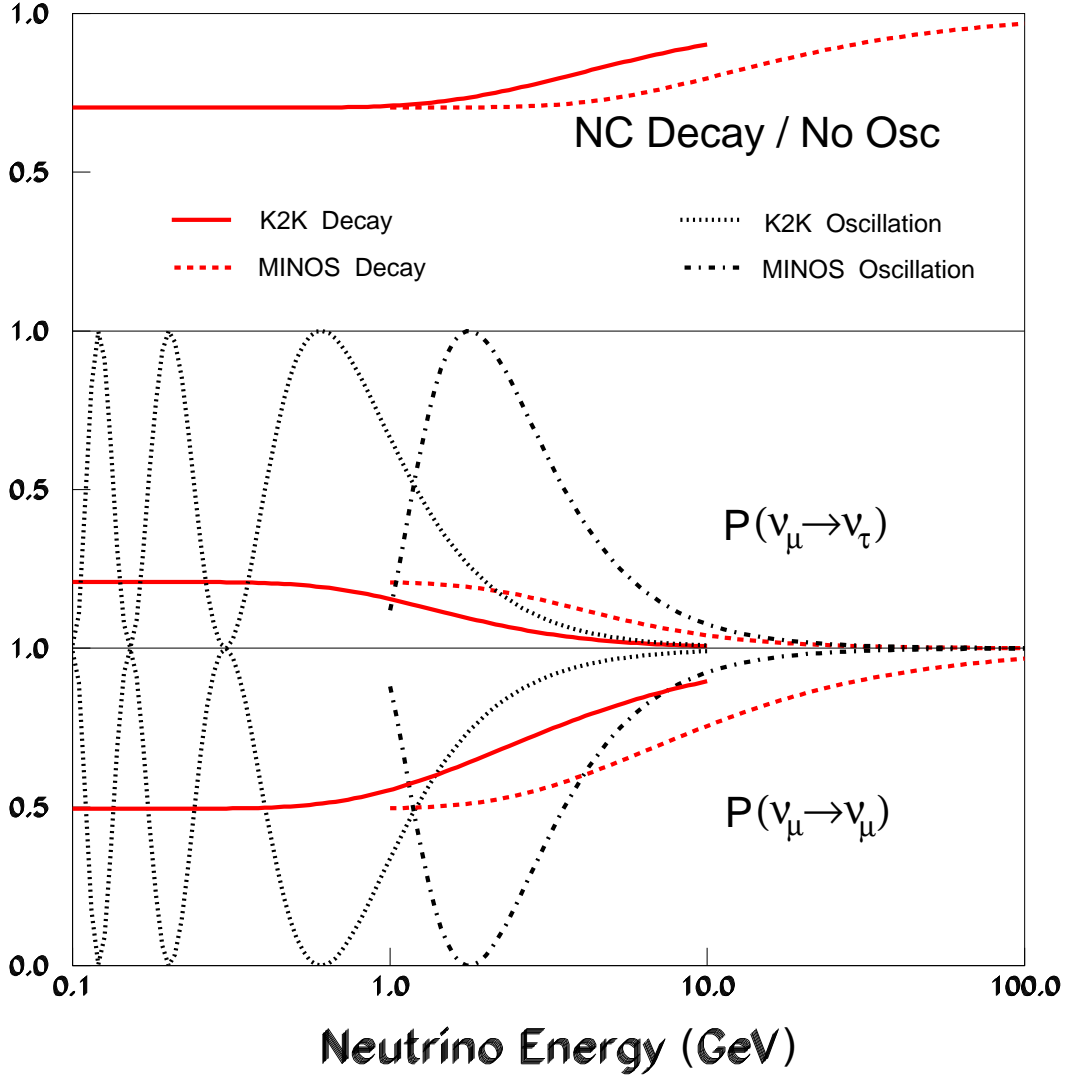


FIG. 3. Long-baseline expectations for the K2K and MINOS long-baseline experiments from the decay model and the $\nu_\mu\text{-}\nu_\tau$ oscillation model. The upper panel gives the neutral current predictions compared to no oscillations (or $\nu_\mu\text{-}\nu_\tau$ oscillations).