

# Absorption and percolation in the production of $J/\psi$ in heavy ion collisions

J. Dias de Deus, R. Ugoccioni and A. Rodrigues

*CENTRA and Departamento de Física (I.S.T.),  
Av. Rovisco Pais, 1049-001 Lisboa, Portugal*

## Abstract

We present a simple model with string absorption and percolation to describe the  $J/\psi$  suppression in heavy ion collisions. The NA50 data are fairly well explained by the model.

It was recently argued that central distributions, in transverse energy  $E_T$  or multiplicity  $n$ , are dominated by fluctuations in the number  $\nu$  of elementary collisions, in the case of nucleus-nucleus interactions and even hadron-hadron interactions at very high energy [1].

In that framework, if the total number of events with  $\nu$  elementary collisions is  $N(\nu)$  and  $N_C(\nu)$  is the number of events with the rare event  $C$  occurring, then [2]

$$N_C(\nu) = \alpha_C \nu N(\nu), \quad (1)$$

where  $\alpha_C$  is the probability of event  $C$  occurring in an elementary collision. An event is rare if, in good approximation, it only occurs once.

Relation (1) is correct as far as event  $C$  is free from absorption [3], or from quark-gluon plasma formation [4]. This is directly seen in the observed linear relation between  $E_T$  distributions associated to Drell-Yan productions,  $N_{D.Y.}(E_T)$ , and to minimum bias events,  $N(E_T)$  [2, 5].

However, in the case of  $J/\psi$  production, the formed  $J/\psi$  may be destroyed by subsequent interactions, as it moves through the interacting medium [6], or it may happen that it is not really formed, as a result of quark-gluon plasma Debye screening preventing the  $c\bar{c}$  binding.

In the standard multicollision model —dual parton model, [7], for instance— in every elementary collision two coloured strings are originated. These strings constitute the medium that may absorb a created  $J/\psi$  (see also [8]). They may also fuse (percolate) and form the quark-gluon plasma, thus inhibiting  $J/\psi$  creation.

We shall consider that when  $\nu$  collisions occur they occupy an interaction volume  $V(\nu)$  characterised by a transverse area  $A(\nu)$  and a mean longitudinal length  $L(\nu)$ ,

$$V(\nu) \equiv A(\nu)L(\nu). \quad (2)$$

As nuclear matter density is uniform, we expect the string density  $\rho_s$ ,

$$\rho_s \equiv \frac{2\nu}{A(\nu)L(\nu)}, \quad (3)$$

where  $2\nu$  is the number of formed strings, to be as well uniform. Note that  $\rho_s$  in eq. (3) is, in general, independent of the interacting nuclei, but may be energy dependent.

In order to take care of  $J/\psi$  absorption we introduce the survival probability  $P_s(\nu)$  in the conventional form

$$P_s(\nu) = \exp(-L(\nu)\rho_s\sigma), \quad (4)$$

$\sigma$  being the  $J/\psi$ -string ( $q\bar{q}$ ) absorption cross-section.

Next, we include the probability of quark-gluon plasma formation in a very simple two-dimensional percolation model [9, 10]. In a  $\nu$  elementary collision event there is a probability  $P_{np}(\nu)$  of percolation not occurring and a probability  $1 - P_{np}(\nu)$  of percolation occurring. As percolation means here quark-gluon plasma formation, we make the strong assumption that the  $J/\psi$  is formed only in events in which there is no percolation. This means that in eq. (1) we shall multiply  $N_C(\nu)$  by  $P_{np}(\nu)$ :

$$N_C(\nu) \longrightarrow N_C(\nu)P_{np}(\nu). \quad (5)$$

This probability  $P_{np}(\nu)$  is in fact a function of the scaling variable  $\eta$ , the dimensionless density of strings in the transverse plane,

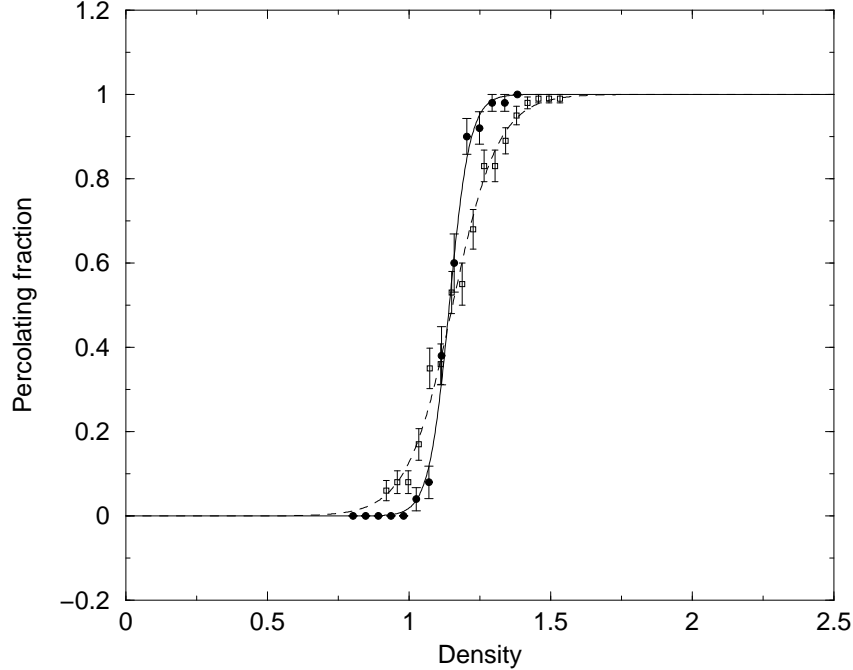
$$\eta \equiv \pi r_s^2 \frac{2\nu}{A(\nu)}, \quad (6)$$

where  $\pi r_s^2$  is the transverse area of a string. Because of eq. (3), we can also write

$$\eta = \pi r_s^2 \rho_s L(\nu). \quad (7)$$

Recently, in [11], the probability  $P_{np}$  was studied for S-U and Pb-Pb collisions at  $\sqrt{s} = 19.4$  A GeV. It can be written in the form

$$P_{np}(\eta) = \frac{1}{\exp\left(\frac{\eta - \eta_c}{a}\right) + 1} \quad (8)$$



**Figure 1:** Percolation probability as a function of the transverse density  $\eta$  for S-U (open squares) and Pb-Pb (filled circles) collisions geometry as obtained from Monte Carlo simulations [11]. The curves show fits with  $P_p(\eta) = 1 - P_{np}(\eta)$ , see eq. (8); we obtain  $a = 0.07 \pm 0.01$  for S-U (dashed line) and  $a = 0.04 \pm 0.01$  for Pb-Pb (solid line);  $\eta_c = 1.15 \pm 0.02$

where  $\eta_c$  is the critical density,  $\eta_c \approx 1.15$  for a uniform distribution of strings in the transverse plane, and  $a$  is a parameter which depends only on the geometry of the colliding nuclei (see Figure 1).

We can now write our final formula for  $J/\psi$  production, normalised to Drell-Yan production,  $R \equiv (J/\psi)/(D.Y.)$ , as

$$R(\nu) = K P_s(\nu) P_{np}(\nu) \quad (9)$$

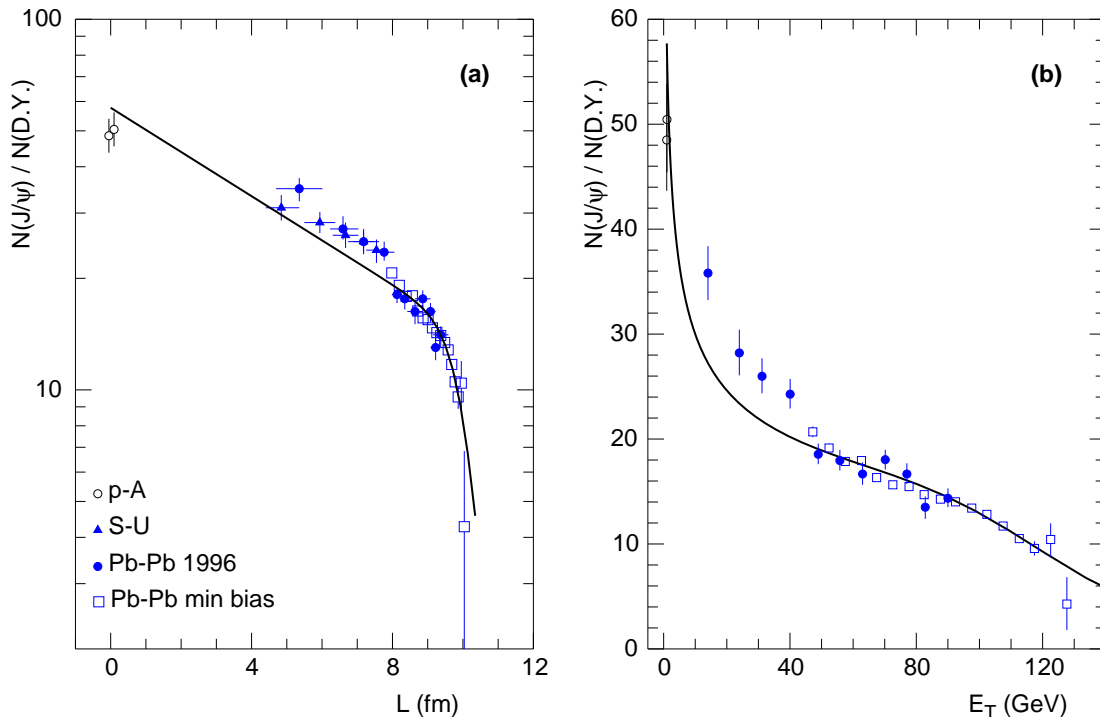
where  $K$  is a normalisation constant, which should be close to 50 from  $pp$  collisions [12]. This corresponds to the small  $\nu$ , small  $E_T$  limit, with  $P_s(\nu) \rightarrow 1$ ,  $P_{np}(\nu) \rightarrow 1$ . Validity of eq. (9) requires  $J/\psi$  and Drell-Yan production being treated as rare events.

Now we note that, from eq. (4) and eq. (7), we obtain that  $R$  is in fact a function of the mean length  $L$  only,

$$R = K \exp(-L\rho_s\sigma) \left[ \exp\left(\frac{\pi r_s^2 \rho_s L - \eta_c}{a}\right) + 1 \right]^{-1} \quad (10)$$

For small values of  $L$ , away from percolation, the ratio  $R$  in eq. (10) is universal, i.e., does not depend on the colliding nuclei, but it depends, in our approach, on the c.m. energy, through  $\rho_s$ .

Results were presented by the NA50 Collaboration [5] on S-U and Pb-Pb collisions as functions of the average interaction distance  $L$  computed in a geometrical model [13, 14]. In Figure 2a we compare eq. (10) with the NA50 data. The string radius was fixed at the



**Figure 2:** The ratio of  $J/\psi$  to Drell-Yan events as predicted by eq. (9), compared to experimental data as published by NA50 Collaboration [5, 16].

value  $r_s = 0.2$  fm, [10], which places  $\eta$  for S-U somewhat below the percolation threshold, and the parameter  $a$  at the Pb-Pb value, 0.04. In Figure 2a we have included the 1998 data on the ratio  $R$  as a function of  $E_T$ , and transformed to  $L$  using the NA50  $E_T$  vs  $L$  plot [13] in the approximate form (valid for Pb-Pb at 19.4 AGeV),

$$L \approx 2.07 \ln E_T, \quad (11)$$

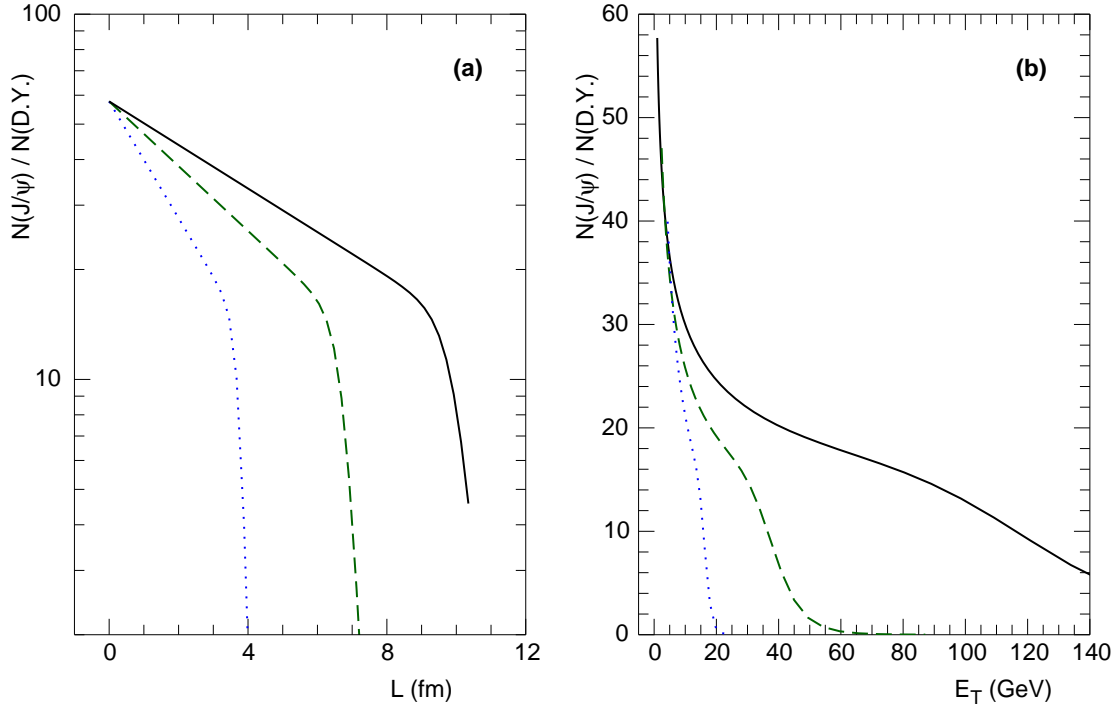
with  $E_T$  in units of GeV.

The curve shown in Figure 2a corresponds to the following values of the parameters in eq. (10):  $\rho_s = 0.9$  fm $^{-3}$ ,  $\sigma = 1.5$  mb and  $K = 58$ . The string density  $\rho_s$  is, as expected [15], much larger than nuclear density ( $\rho \approx 0.17$  fm $^{-3}$ ) and the absorption cross section agrees with what is measured in  $J/\psi$ -hadron collisions at intermediate energies.

In Figure 2b we present the ratio  $R$  as a function of  $E_T$  in comparison with data, by making use of eq. (11). The agreement is mostly qualitative.

The essential point is that at small  $E_T$  the behaviour is typical of absorption —with positive curvature— at higher values of  $E_T$  the approach to the percolation transition produces a change in the sign of the curvature.

Finally, we present in Figure 3 our predictions for RHIC and LHC energies, compared with the curve for SPS. Figure 3a displays eq. (10) with the expected change in  $\rho_s$  determined by the change in the number of strings given in [10], and with the other parameters ( $\sigma, r_s$ ) held constant. In Figure 3b we transformed the curve from the  $L$  variable to  $E_T$



**Figure 3:** The ratio of  $J/\psi$  to Drell-Yan events as predicted by eq. (9), predicted at RHIC energy (dashed lines) and at LHC energy (dotted lines), compared with SPS energy (solid lines).

with the conservative assumption that the proportionality between  $E_T$  and the number  $\nu$  of elementary collision is independent of  $\sqrt{s}$ . This implies that

$$E_T(L; \sqrt{s}) = \frac{\rho_s(\sqrt{s})}{\rho_s(\sqrt{s_0})} E_T(L; \sqrt{s_0}) \quad (12)$$

and we use eq. (11) for  $\sqrt{s_0} = 19.4$  GeV. We see that, as  $\sqrt{s}$  grows, both the absorptive part gets larger and the change of curvature denoting percolation sets in at a much smaller value of  $E_T$ .

## Acknowledgements

This work was partially supported by project PRAXIS/PCEX/P/FIS/124/96. R.U. gratefully acknowledges the financial support of the Fundação Ciência e Tecnologia via the “Sub-Programa Ciência e Tecnologia do 2º Quadro Comunitário de Apoio.”

## References

1. J. Dias de Deus, C. Pajares and C.A. Salgado, Phys. Lett. B 407 (1997) 335; Phys. Lett. B 408 (1997) 417.
2. J. Dias de Deus, C. Pajares and C.A. Salgado, Phys. Lett. B 409 (1997) 474.

3. B. Blakenbecker, A. Capella, J. Tran Thanh Van, C. Pajares and A.V. Ramallo, Phys. Lett. B 107 (1981) 106.
4. T. Matsui and H. Satz, Phys. Lett. B 178 (1986) 416.
5. M.C. Abreu et al. (NA50 Collaboration), Phys. Lett. B 450 (1999) 456.
6. A. Capella, C. Merino, J. Tran Thanh Van, C. Pajares and A.V. Ramallo, Phys. Lett. B 43 (1990) 144; S. Gavin and R. Vogt, Phys. Rev. Lett. 78 (1997) 1006; A. Capella, A. Kaidalov, A. Kouider Akil, C. Gerschel, Phys. Lett. B 393 (1997) 431.
7. A. Capella, U.P. Sukhatme, C.I. Tan and J. Tran Thanh Van, Phys. Rep. 236 (1994) 225.
8. J. Geiss, C. Greiner, E.L. Bratkovskaya, W. Cassing and U. Mosel, Phys. Lett. B 447 (1999) 31.
9. G. Baym, Physica A 96 (1979) 131; T. Celik, F. Karsch and H. Satz, Phys. Lett. B 97 (1980) 128.
10. N. Armesto, M.A. Braun, E.G. Ferreira and C. Pajares, Phys. Rev. Lett. 77 (1996) 3736.
11. A. Rodrigues, R. Ugoccioni and J. Dias de Deus, Phys. Lett. B 458 (1999) 402.
12. M.C. Abreu et al. (NA50 Collaboration), Phys. Lett. B 438 (1998) 35.
13. M.C. Abreu et al. (NA50 Collaboration), Phys. Lett. B 410 (1997) 337.
14. C. Gerschel and J. Hüfner, Z. Phys. C 56 (1992) 171.
15. J. Dias de Deus and J. Seixas, Phys. Lett. B 430 (1998) 363.
16. C. Cicalò (NA50 Collaboration), talk presented at “Quark Matter 99” (Torino, Italy, May 10–15, 1999).