

# Hunting the Vector Hybrid

A Donnachie<sup>1</sup>

*TH Division, CERN, 1211 Geneva 23, Switzerland*

Yu S Kalashnikova

*ITEP, 117259 Moscow, Russia*

**Abstract** The current state of analysis of  $e^+e^-$  annihilation below 2.0 GeV and of the vector component of  $\tau$ -decay is reviewed. The evidence for and against the presence of hybrid vectors is discussed. It is concluded that the data strongly favour their inclusion, and the consequences of this are outlined.

## 1 Introduction

It has been recognised for some time that the data on vector meson decays appears to be in conflict with the predictions of the  $^3P_0$  model which has become the standard for calculating meson decays. One solution has been to suggest that the physical light vectors are mixed  $q\bar{q}$  and hybrid vectors, as the latter have appropriate decay characteristics. However this has never been quantified, nor have alternative non-hybrid explanations been actively sought. Here we explore the limits of the  $^3P_0$  model and apply a specific non- $^3P_0$  model to the vector decays in an attempt to avoid the introduction of hybrids. Constraints placed on these models by other decays, in particular those of the pseudoscalars  $\eta(1295)$  and  $\pi(1300)$ , are sufficient to prevent them from providing a solution to the vector decay problem. Given that the inclusion of hybrids is unavoidable, we consider the advantages and disadvantages of the flux tube model and the constituent gluon model of hybrids in the context of the vector decays. The data prefer the constituent gluon model, and we outline briefly the consequences elsewhere of this choice.

The current information on light-quark vectors from  $e^+e^-$  annihilation and  $\tau$  decay is discussed in Section 2, and the decay problems identified. Present understanding of gluonic excitations in general and of hybrid models in particular is summarised in Section 3. In addition to the standard  $^3P_0$  approach, which models the string breaking, we suggest a specific hadronic ansatz for relevant light quarkonia decays in analogy to the decays of heavy quarkonia. These two approaches are evaluated in the context of pseudoscalar decays, specifically  $\eta(1295)$  and  $\pi(1300)$ , in Section 4 and limits put on the corresponding vector decays. These latter results are confronted with the data in Section 5, where it is shown that the limits are too restrictive to resolve the problems identified in Section 2. This leads naturally to a detailed consideration of the two available models for hybrids, and the data appear to favour the constituent gluon model over the flux tube model. Our conclusions and their consequences are summarised in Section 6.

## 2 $e^+e^-$ Annihilation and $\tau$ Decay

The existence of the isovector  $\rho(1450)$  and  $\rho(1700)$ , and their isoscalar counterparts  $\omega(1420)$  and  $\omega(1600)$  is now well established [1].

---

<sup>1</sup>Permanent address: Department of Physics and Astronomy, University of Manchester, Manchester M13 9PL, England

The key experimental results in determining the existence of the two isovector states were  $e^+e^- \rightarrow \pi^+\pi^-$  [2] and  $e^+e^- \rightarrow \omega\pi$  [3]. These original data sets have subsequently been augmented by data on the corresponding charged channels in  $\tau$  decay [4, 5], to which they are related by CVC. These new data confirm the earlier conclusions. The data on  $e^+e^- \rightarrow \pi^+\pi^-\pi^+\pi^-$  [6] and  $e^+e^- \rightarrow \pi^+\pi^-\pi^0\pi^0$  [6, 7] (excluding  $\omega\pi$ ) and the corresponding charged channels in  $\tau$  decay [5] are compatible with the two-resonance interpretation [8, 9]. However the  $4\pi$  data alone do *not* provide such good discrimination despite  $4\pi$  being the major decay channel. The reason for this is straightforward. In  $\omega\pi$  and  $\pi\pi$  there is strong interference with the tail of the  $\rho$ , which is absent in the case of  $4\pi$ . It was also found that the  $e^+e^- \rightarrow \eta\pi^+\pi^-$  cross section is better fitted with two interfering resonances than with a single state [10], with parameters in fair agreement with those found in the analysis of other channels. Independent evidence for two  $J^P = 1^-$  states was provided in a high statistics study of the  $\eta\pi\pi$  system in  $\pi^-p$  charge exchange [11]. Decisive evidence for both the  $\rho(1450)$  and  $\rho(1700)$  in their  $2\pi$  and  $4\pi$  decays has come from the study of  $\bar{p}p$  and  $\bar{p}n$  annihilation [12].

The data initially available for the study of the corresponding isoscalar states  $\omega(1420)$  and  $\omega(1600)$  were  $e^+e^- \rightarrow \pi^+\pi^-\pi^0$  (which is dominated by  $\rho\pi$ ) and  $e^+e^- \rightarrow \omega\pi^+\pi^-$  [13]. The latter cross section shows a clear peak which is apparently dominated by the  $\omega(1600)$ . The former cross section shows little structure, but is appreciably larger than that calculated from the tails of the  $\omega$  and  $\phi$ . This implies an additional contribution and a best fit is obtained with two states [8], although a fit with only the  $\omega(1600)$  cannot be excluded completely. Data on  $\bar{p}N$  annihilation may help to clarify the situation, but analysis is still at a preliminary stage [14].

Although there is general consensus on the existence of the  $\rho(1450)$ ,  $\rho(1700)$ ,  $\omega(1420)$  and  $\omega(1600)$  there is considerable disparity on the parameters of these resonances. These show variation from one reaction to another and, even within one particular process, are dependent on the analysis techniques employed. Results from channels for which there is strong interference with the tail of the  $\rho$  or of the  $\omega$  and  $\phi$  are sensitive to the choice of model used to estimate this contribution. For the  $\rho(1450)$  the most extreme low mass comes from an analysis of the  $\pi^+\pi^-$  spectrum in the reaction  $K^-p \rightarrow \pi^+\pi^-\Lambda$  [15], which gives  $1266 \pm 14$  MeV. However such a low mass is not supported by any other analysis and does require confirmation. Most of the results of the analyses of  $e^+e^-$  annihilation,  $\tau$  decay and  $\bar{p}N$  annihilation are clustered round the preferred PDG values [1], which are the ones we use here. These are given in Table 1.

Resonance	$\rho(1450)$	$\rho(1700)$	$\omega(1420)$	$\omega(1600)$
Mass(MeV)	$1465 \pm 25$	$1700 \pm 20$	$1419 \pm 31$	$1649 \pm 24$
Width(MeV)	$310 \pm 60$	$240 \pm 60$	$174 \pm 59$	$220 \pm 35$

Table 1: Experimental masses and widths of the higher vector mesons.

A natural explanation of these states is that they are the first radial,  $2^3S_1$ , and first orbital,  $1^3D_1$ , excitations of the  $\rho$  and  $\omega$  as the masses are close to those predicted by the quark model [16]. This interpretation is given further credence by the observation of  $\phi(1680)$  which has the appropriate mass to be a candidate for the first radial excitation of the  $\phi$ .

Despite the reasonable agreement of the observed masses with the quark model predictions, the ratio of the  $e^+e^-$  width of the  $\rho(1700)$  to that of the  $\rho(1450)$  is surprisingly large. In the non-relativistic limit the  $e^+e^-$  width of the  $1^3D_1$  state vanishes, and although some non-zero width will be created by relativistic corrections this is expected to be small. Additionally the data on the  $4\pi$  channels in  $e^+e^-$  annihilation and in  $\tau$  decay do not appear at first sight to be compatible with those expected for the vector radial and orbital excitations of the  $q\bar{q}$  system. This statement is of course model dependent as it assumes that we can predict the hadronic decays of the vector  $q\bar{q}$  excitations. The  $^3P_0$  model [17, 18, 19, 20, 21] does appear to allow this with some accuracy. A systematic study of known light  $q\bar{q}$  decays shows that a  $^3P_0$ -type amplitude dominates, and widths which are predicted to be large or small are found respectively to be so. More quantitatively, calculated widths agree with data to within 25 – 40%.

The success of the  $^3P_0$  model for well-known decays can be used to justify its application to predicting other decays, and in particular those of the radial and orbital excitations of the  $\rho$  and  $\omega$ . In its simplest form the  $^3P_0$  model contains only two parameters: an inverse length scale  $\beta$  which controls the meson form factors, and the pair creation strength  $\gamma$ . These are not known precisely, but are reasonably well constrained with  $\beta \sim 0.4$  GeV,  $\gamma = 0.39$  GeV. Assuming that their masses are respectively 1.45 and 1.70 GeV, the  $^3P_0$  partial widths for  $\rho_{2S}$  and  $\rho_{1D}$  are given in Table 2.

Channel	$\pi\pi$	$\pi\omega$	$\rho\eta$	$\pi h_1$	$\pi a_1$	$\rho\rho$	$\rho\sigma$	other	total
$\rho_{2S}$	68	115	18	1	3	10	1	80	295
$\rho_{1D}$	27	23	13	104	105	6	0	137	415

Table 2: The  $^3P_0$  partial widths for  $\rho_{2S}$  and  $\rho_{1D}$

In Table 2 “other” includes  $K\bar{K}$ ,  $K^*\bar{K} + \text{c.c.}$  and  $6\pi$  channels, and the  $\sigma$  is the broad S-wave  $\pi\pi$  enhancement. Altogether 16 channels have been incorporated in the calculation [21][22].

It is not necessary to go through a detailed analysis to show that these  $^3P_0$  model results exclude interpreting the  $e^+e^-$  and  $\tau$  decay data in terms of the  $\rho_{2S}$  and  $\rho_{1D}$  if the model is strictly applied. As already implied, the key is in the  $4\pi$  decays. From Table 2 one can see that the  $4\pi$  decays of the  $\rho_{2S}$  are negligible, and so the  $\rho_{2S}$  effectively makes no contribution to the  $4\pi$  channel. In contrast the  $4\pi$  decays of the  $\rho_{1D}$  are large, and the two dominant ones,  $h_1\pi$  and  $a_1\pi$ , are comparable. Now  $h_1\pi$  contributes only to the  $\pi^+\pi^-\pi^0\pi^0$  channel in  $e^+e^-$  annihilation, but  $a_1\pi$  contributes to both this and to  $\pi^+\pi^-\pi^+\pi^-$ . An immediate consequence is that we would expect  $\sigma(e^+e^- \rightarrow \pi^+\pi^-\pi^0\pi^0) > \sigma(e^+e^- \rightarrow \pi^+\pi^-\pi^+\pi^-)$ , after subtraction of the  $\omega\pi$  cross section from the total  $\pi^+\pi^-\pi^0\pi^0$ . This contradicts observation. Despite considerable uncertainty in the  $\pi^+\pi^-\pi^0\pi^0$  cross section, enhanced by the need to subtract the  $\omega\pi$  cross section, it is undeniably appreciably smaller than the  $\pi^+\pi^-\pi^+\pi^-$  cross section over most of the relevant energy range.

One explanation of this has been to suggest that the  $q\bar{q}$  vector states are mixed with a hybrid vector [23][24] as this decays predominantly to  $a_1\pi$  in flux tube models [24], and to  $a_1\pi$  and  $\rho(\pi\pi)_S$  in constituent gluon models [25]. Both the  $\pi^+\pi^-\pi^+\pi^-$  and the  $\pi^+\pi^-\pi^0\pi^0$  channels are accessed by the  $a_1\pi$  and  $\rho(\pi\pi)_S$  decays so, in either case,  $e^+e^-$  annihilation and the corresponding  $\tau$  decays should in principle be explicable in terms of some suitable combination of  $\rho$ ,  $\rho_{2S}$ ,  $\rho_{1D}$  and hybrid  $\rho_H$ , and with the implication that there must be very little  $\rho_{1D}$  to ensure the dominance of  $\pi^+\pi^-\pi^+\pi^-$  over  $\pi^+\pi^-\pi^0\pi^0$ . The surprisingly large ratio of the  $e^+e^-$  widths is also a good indicator of mixing.

However such evidence as we have from the isoscalar states indicates that the picture might not be quite as simple as this. The  $^3P_0$  widths for the  $\omega_{2S}$  and  $\omega_{1D}$  are given in Table 3 [21] assuming that their masses are respectively 1420 and 1650 MeV.

Channel	$\rho\pi$	$\omega\eta$	$b_1\pi$	$\omega\sigma$	Other	Total
$\omega_{2S}$	328	12	1	8	36	385
$\omega_{1D}$	101	13	371	0	53	561

Table 3: The  $^3P_0$  widths for the  $\omega_{2S}$  and  $\omega_{1D}$

The large widths of the bare states predicted by the  $^3P_0$  model are well in excess of the quoted experimental total widths [1]. There must be strong mixing in the isoscalar channel as the  $e^+e^-$  widths of the  $\omega'_1$  and  $\omega'_2$  are almost the same, and one would not expect either the  $\omega_{1D}$  or the  $\omega_H$  to have an electromagnetic coupling comparable to that of the  $\omega_{2S}$ . In the flux tube model the width of the  $\omega_H$  is predicted to be small,  $\sim 20$  MeV [24], and is essentially all to  $\rho\pi$ . The  $\omega_H$  width can be appreciably larger in constituent gluon models [25] but again the  $\rho\pi$  decay dominates although some  $\omega(\pi\pi)_S$  decay is

allowed [25]. Thus omitting the  $\omega_{1D}$ , in analogy with the isovector case, would seem difficult to reconcile with the integrated cross section for  $e^+e^- \rightarrow \omega\pi\pi$  which, up to 1.8 GeV, is about 60% of the integrated  $e^+e^- \rightarrow \rho\pi$  cross section and could be taken to imply some significant  $\omega_{1D}$  component.

The arguments relating to the  $\rho(\pi\pi)_S$  and  $\omega(\pi\pi)_S$  decays of  $\rho_{2S}$  and  $\omega_{2S}$  presuppose that there is no mechanism which can generate these in any significant way. A possible approach is to invoke an inherent uncertainty in the  $^3P_0$  model when applied to the decays of radial excitations to the ground state plus an  $S$ -wave  $\pi\pi$  pair. In the  $^3P_0$  model the decays of the  $\rho_{2S}$  to  $\rho(\pi\pi)_S$  and of the  $\omega_{2S}$  to  $\omega(\pi\pi)_S$  are strongly suppressed by a cancellation between two terms, one of which is strongly dependent on the model parameters. If these decays could be sufficiently enhanced within the structure of the model then the 4 $\pi$  problem in the isovector sector and the comparatively large  $\omega\pi\pi$  in the isoscalar sector could possibly be resolved. Note that the  $\rho(\pi\pi)_S$  and  $\omega(\pi\pi)_S$  decays of the  $\rho_{1D}$  and  $\omega_{1D}$  respectively are strictly forbidden in the  $^3P_0$  model.

Further, many radial excitations are known to decay preferentially to the ground state, or a lower radial excitation, plus  $(\pi\pi)_S$ . The most obvious ones occur in higher quarkonia. The branching fractions of these decays are:  $\psi(2S) \rightarrow \psi(1S)$ ,  $50.8 \pm 3.7\%$ ;  $\Upsilon(2S) \rightarrow \Upsilon(1S)$ ,  $27.3 \pm 1.4\%$ ;  $\Upsilon(3S) \rightarrow \Upsilon(1S)$ ,  $6.5 \pm 0.4\%$ ,  $\Upsilon(3S) \rightarrow \Upsilon(2S)$ ,  $4.8 \pm 0.7\%$ . These decays cannot proceed via string breaking and are all specifically non- $^3P_0$  decays. A similar phenomenon is seen in light quarkonia: for example  $\eta'(1295) \rightarrow \eta(\pi\pi)_S$  and  $\pi(1300) \rightarrow \pi(\pi\pi)_S$ , assuming for the moment that both  $\eta'(1295)$  and  $\pi(1300)$  are radial excitations. Both of these latter decays are essentially zero in the  $^3P_0$  model with standard parameters. Whether a similar mechanism is operating here as for heavy quarkonia, or whether these decays arise from the sensitivity of the  $^3P_0$  model for radial decays involving  $(\pi\pi)_S$ , is undetermined.

Before applying these various ideas to the vector meson decays we consider the current status of hybrid mesons and of radial decays to the corresponding ground state plus  $(\pi\pi)_S$  in light quarkonia.

### 3 Hybrid Mesons

Evidence for the excitation of gluonic degrees of freedom has emerged in several processes. There are two independent indications of an isovector  $J^{PC} = 1^{-+}$  exotic resonance  $\hat{\rho}(1600)$  in  $\pi^-N \rightarrow \pi^+\pi^-\pi^-N$ , specifically in the  $\rho^0\pi^-$  channel. The E852 collaboration [26] quote a mass of  $1593 \pm 8$  MeV and width of  $168 \pm 20$  MeV, which are consistent with the preliminary claim of the VES collaboration [27] of a resonance at  $1620 \pm 20$  MeV with a width of  $240 \pm 50$  MeV. There is also evidence for this state in the  $\eta'\pi$  channel [27][28]. It has been argued that the  $\rho\pi$ ,  $\eta'\pi$  and  $\eta\pi$  couplings of this state support the hypothesis that it is indeed a hybrid meson, although other interpretations cannot be eliminated entirely [29]. A peak in the  $\eta\pi$  mass spectrum at 1.4 GeV with  $J^{PC} = 1^{-+}$ , in the reaction  $\pi^-N \rightarrow \eta\pi^-N$ , has also been interpreted as a resonance [30]. Additional evidence for the same state in the same mode is provided by the Crystal Barrel collaboration [31], in an analysis of  $p\bar{p} \rightarrow \eta\pi^+\pi^-$ . In this case the signal is deduced from a phase variation in the  $J^{PC} = 1^{-+}$  amplitude seen as interference in the Dalitz plot. There is evidence from the VES collaboration [32] for two isovector  $0^{-+}$  states in the mass region 1.4 to 1.9 GeV. One is the well-established  $\pi(1800)$  [33] with a mass of  $1790 \pm 6 \pm 12$  MeV and width of  $225 \pm 9 \pm 15$  MeV, and one a new state, the  $\pi(1600)$ , with a mass of  $1580 \pm 43 \pm 75$  MeV and width of  $450 \pm 60 \pm 100$  MeV. The quark model predicts only one state in this mass region. Thus there is evidence for degrees of freedom beyond  $q\bar{q}$ , and the unusual decay pattern of the  $\pi(1800)$  encourages the belief that it has a strong hybrid component [21, 24].

The interpretation of the peak in the  $\eta\pi$  mass spectrum at 1.4 GeV as a resonance [30] has been challenged [34]. It was shown that the E852  $\eta\pi$  peak and phase can be obtained without the need to invoke the presence of an exotic resonance. The two key ingredients are the presence of a strongly coupled threshold in this mass region (taken to be  $b_1\pi$ ) with rescattering to produce the  $\eta\pi$  signal. A Deck-type background interfering with a hybrid resonance of higher mass, for which the  $\hat{\rho}$  at 1.6 GeV is an obvious candidate, was

considered as the production mechanism. The Deck mechanism also provides the predominant natural parity exchange for the 1.4 GeV peak which is observed experimentally, in contrast to the 1.6 GeV state which has a significant contribution from unnatural parity exchange. Of course the Deck mechanism is not applicable to the  $p\bar{p}$  annihilation experiment [31], but the strongly-coupled threshold with rescattering can generate sufficient phase variation without requiring a resonance at 1.4 GeV.

If the above is the correct interpretation of the  $\eta\pi$  data then the  $\hat{\rho}(1600)$  is the lowest mass exotic hybrid. An alternative viewpoint is to accept that the 1.4 GeV  $\eta\pi$  signal really is an exotic resonance [25] and to explore the consequences. One of these, which will be relevant for our subsequent discussion, is that the  $J^{PC} = 0^{-+}$   $\pi(1300)$  is predominantly a hybrid meson, although there may be some admixture of the  $q\bar{q}$   $2^1S_0$  state which has the same quantum numbers. One argument usually given in favour of the hybrid interpretation is the large  $\pi(\pi\pi)_S$  branching fraction, much larger than  $\pi\rho$ . This is in complete disagreement with the predictions for the  $q\bar{q}$   $2S$  level in the  $^3P_0$  model for which the  $\pi(\pi\pi)_S$  mode is strongly suppressed. However if the  $\pi(1300)$  is a  $q\bar{q}$  radial excitation then, as noted in Section 2, the decay is very sensitive to the  $^3P_0$  parameters. The decay may also be generated by a non- $^3P_0$  mechanism. Thus the  $\pi(\pi\pi)_S$  decay may be possible without invoking a hybrid. This possibility will be explored fully in Section 4.

Ideally we would have mass predictions for hybrids comparable to those for the  $q\bar{q}$  states. Unfortunately the absolute mass scale for light-quark hybrids is not precisely determined, with predictions for the lightest hybrids lie between 1.3 and 1.9 GeV. Bag models [35, 36] tend towards the lower end of this range, but it is not clear just how reliable their results are. Parameters are tuned to fit the  $q\bar{q}$  spectrum and it is questionable whether the same parameters should be used for the  $q\bar{q}g$  states. Attempts to accomodate this lead to considerable variation in the predictions, giving a mass value for the lightest hybrid in the range 1.4 to 1.7 GeV. However it is perfectly possible to accomodate a  $0^{-+}$  at  $\sim 1.3$  GeV and a  $1^{-+}$  at  $\sim 1.4$  GeV with the lightest  $1^{--}$  hybrid at  $\sim 1.65$  GeV. Flux tube models [37] predict hybrid masses to be considerably higher than these, at about 1.9 GeV. The constituent gluon model [38] gives the light-quark hybrid mass at 1.7 - 1.8 GeV. In principle QCD sum rules could resolve the issue of mass scale as they are a powerful tool for the understanding of hadron properties in terms of the vacuum condensates of QCD. However even here there is a major divergence of view, either giving an upper limit of 1.5 GeV on the mass of the  $1^{-+}$  hybrid [39], with a preference for a somewhat lower value, or putting it somewhere in the range 1.6 to 2.1 GeV [40], with a preference for the upper end. The principal difference between the two calculations is the application of a low-energy theorem in [39] which in turn gives an important rôle to the  $g^3\langle G^3 \rangle$  term with the effect of lowering the mass. This is acknowledged in [40].

However it does seem to be generally agreed that the mass ordering is  $0^{-+} < 1^{-+} < 1^{--} < 2^{-+}$ . This is certainly the case for bag models [35, 36], and also appears to hold in the heavy-quark sector [41]. The same mass ordering emerges if one assumes that the splittings are due to the spin-spin contact interaction [25]. The heavy-quark expansion of QCD in Coulomb gauge [42] demonstrates that spin-orbit splitting of low-lying hybrids with  $J^{PC} = J^{-+}$  and  $J^{+-}$  is such that  $J = 1$  lies between  $J = 0$  and  $J = 2$ , and the ordering is the same for both sets. However either of  $J = 0$  or  $J = 2$  can be the lowest-lying. In lattice QCD calculations of heavy-quark hybrid states it is found that  $0^{+-} < 2^{+-}$  [43] so that combining the two results gives  $0^{-+} < 1^{-+} < 2^{-+}$  (and  $0^{+-} < 1^{+-} < 2^{+-}$ ). Whether it makes sense to extrapolate these heavy-quark results to the light quark sector is debatable, but nonetheless the qualitative agreement with the bag and constituent model results is encouraging.

The lack of precision in mass estimates is matched by uncertainty on decay modes. Again the two standard approaches are the constituent gluon model [25, 44] and the flux tube model [24, 37]. In the former the hybrids are considered specifically as having three components: quark, antiquark and gluon. Decays proceed by dissociation of the constituent gluon [44]. In the latter it is assumed that the hybrids are quark-antiquark states moving on an adiabatic surface generated by an excited flux tube of gluons, with the standard  $q\bar{q}$  mesons corresponding to the unexcited flux tube. Decays of hybrids and  $q\bar{q}$  mesons then proceed by the same phenomenological pair-creation mechanism, for example the  $^3P_0$  model, coupled with a flux tube overlap [37]. While there are many common features in the decay modes predicted

by these approaches there are some substantial differences which become rather crucial in interpreting data, and which are caused partly by the different level of flexibility allowed within the models. In the constituent model the decay strength is proportional to the strong coupling constant  $\alpha_s(q^2)$  given at some characteristic scale  $q^2$ . As the present level of modelling does not permit definition of this scale, the decay strength was treated as a model parameter in [25, 44]. The analysis in [25] was based on the assumption of  $\hat{\rho}(1400)$  being a hybrid and some upper limits of its  $\rho\pi$  mode, which were used as an input to define the decay strength. In the original version [37] of the flux tube model the decay strength was defined from the data on  $q\bar{q}$  decays. In principle, in the flux tube model the quark pair creation vertex is uncorrelated with the gluonic modes of the hybrid. This permits the inclusion of different decay vertices within the same overall structure. One has recently been proposed [45], motivated by the heavy-quark limit of the QCD Hamiltonian, and its predictions compared with those of the standard  $^3P_0$  vertex [42]. Once again there are many similarities but some major differences which should be amenable to experimental test although present data cannot distinguish.

The hybrid decays of particular interest to us here are those of the isovector  $0^{-+}$  and  $1^{-+}$ , and both the isovector and isoscalar  $1^{--}$ . There are some substantial differences between the flux tube model [37, 45] and the constituent gluon model [25, 44] for these. We note that the  $2S \rightarrow 1S + 1^3P_0$  decay has not been calculated in the flux tube model, although there is no *a priori* reason for it to be small apart from pure phase space considerations. If one identifies the bare  $q\bar{q}$   $1^3P_0$  state with the physical  $f_0(1300)$  then indeed there is not enough phase space to generate a sizeable width, and this seems to have been the approach adopted. However the standard quark model mass of the bare  $q\bar{q}$   $1^3P_0$  state is about 1 GeV [16], and the physical resonance position is shifted due to unitarity effects. This is the view we have adopted and it leads to an apparent difference between the flux-tube and the constituent gluon model for decays involving the  $(\pi\pi)_S$  state.

$0^{-+}$ : In the flux tube model, the principal decay modes are  $\rho\pi$  and, if the hybrid is sufficiently massive,  $f_0(1370)\pi$ . The  $\rho\pi$  width in the constituent gluon model is comparable to that of the flux tube model, but it also has a very large  $\pi(\pi\pi)_S$  width which dominates the decay.

$1^{-+}$ : In this case the flux tube model and the constituent gluon model are in reasonable accord. The principal decay modes are  $\rho\pi$  and  $b_1\pi$ , with the latter the larger of the two.

$1^{--}$ : The flux tube model predicts a rather narrow isovector state, with  $a_1\pi$  as the dominant mode. In contrast the constituent gluon model predicts a much larger width, still with  $a_1\pi$  dominant, but with significant  $\rho(\pi\pi)_S$  and  $\omega\pi$  components. For the corresponding isoscalar, the flux tube model predicts a very narrow state decaying almost entirely to  $\rho\pi$ . Again the constituent gluon model predicts a much larger width, having  $\rho\pi$  as the largest decay mode but also with a significant  $\omega(\pi\pi)$  fraction.

We would like to comment here on an important point concerning decays which include  $(\pi\pi)_S$  in the final state. It has been argued that the complicated dynamics of the  $(\pi\pi)_S$  final state is incompatible with the simple decay chain of  $q\bar{q}$  in the  $1^3P_0$  state going into  $\pi\pi$ . It has even been suggested that an effective Lagrangian approach may provide a better simulation of dynamics when the  $(\pi\pi)_S$  system is involved [46]. Nevertheless, as the  $1^3P_0$   $q\bar{q}$  couples strongly to  $\pi\pi$ , it should participate in the  $\pi\pi$  dynamics even if there exists a non- $q\bar{q}$  mechanism which generates this dynamics. So there is no reasons to neglect the decay channels with  $q\bar{q}$  in the  $1^3P_0$  state, unless the corresponding amplitude is very small *per se*.

The interaction in the  $(\pi\pi)_S$  channel is very strong and requires the unitarised coupled channel analysis, but the  $\pi\pi$  phase shift can be described with the  $1^3P_0$   $q\bar{q}$  as an intermediate state (see the detailed analysis of [47] and a simple model in Appendix A). It is not surprising that a naive quark model, such as the  $^3P_0$  one, fails to describe the low-mass part of the  $\pi\pi$   $S$ -wave phase shift, where constituent quarks are not the proper degrees of freedom and chiral physics enters the game instead. It still remains an open question of how to incorporate the chiral symmetry constraints into the quark model unless it is done in a purely phenomenological way. In the simple model described in Appendix A the  $^3P_0$  amplitude is modified to interpolate smoothly between the chiral perturbation theory regime with Adler zeroes and the confinement regime with string-breaking modelled by the  $^3P_0$  mechanism.

In summary there are two main lines which can be followed.

(i) Hybrids are comparatively light, the  $\pi(1300)$  and  $\hat{\rho}(1400)$  are hybrid states (or, in the former case, predominantly hybrid) and the mass of the hybrid  $\rho_H, \omega_H \sim 1.6$  GeV. This would allow strong mixing of the vector hybrids with the radial and orbital excitations of the  $\rho$  and  $\omega$ , but is not compatible with flux tube models.

(ii) Hybrids are comparatively heavy, the  $\hat{\rho}(1600)$  is the lightest  $1^{--}$  state and the  $\pi(1600)$  presumably the corresponding  $0^{-+}$  hybrid (or at least contains a significant hybrid component). This scenario is compatible with flux tube models, but puts the  $1^{--}$  vector hybrid mass at  $\sim 2.0$  GeV, making strong mixing with the radial and orbital excitations unlikely.

## 4 Pseudoscalar Decays to Ground State plus $(\pi\pi)_S$

We have already commented that in the constituent gluon model of hybrids the decays of the  $0^{-+}$  state differ from those predicted by the flux tube model. It has been suggested [25] that if the  $\hat{\rho}(1405)$  does exist then the  $\pi(1300)$  should have a large hybrid admixture and the  $\pi(1300)$  decays would then allow a test of the two models. We explore both this hypothesis and the hypothesis that the  $\pi(1300)$  is a  $q\bar{q}$  state, specifically the first radial  $2^1S_0$  excitation of the  $\pi$ . For the latter assumption we can use the decays of the  $\eta(1295)$  as a control. To begin with we summarise the current experimental situation with respect to the decays of both these mesons.

### 4.1 $\eta(1275)$

The most detailed study of the decay  $\eta(1295) \rightarrow \eta(\pi\pi)_S$  comes from the E852 charge-exchange reaction  $\pi^- p \rightarrow \eta \pi^- \pi^+ n$  [48]. The data are sufficiently precise to allow a separation of the  $a_0\pi$  and  $\eta(\pi\pi)_S$  decays despite the similarity of these two channels. The  $a_0\pi/\eta(\pi\pi)_S$  branching ratio is estimated to be  $0.48 \pm 0.22$ , although this may contain a large systematic error due to the difficulty of distinguishing unambiguously between the  $a_0\pi$  and  $\eta(\pi\pi)_S$  decays. This ratio disagrees with the GAMS result of  $1.86 \pm 0.60$  [49], although it also is possibly subject to similar systematic errors. The total width of the  $\eta(1295)$  is rather well defined:  $66 \pm 13$  MeV from E852,  $53 \pm 6$  MeV from Fukui et al [50]. Assuming that the two results for the  $\Gamma(a_0\pi)/\Gamma(\eta(\pi\pi)_S)$  branching ratios give reasonable upper and lower limits, we can conclude that the partial width for  $\eta(1295) \rightarrow \eta(\pi\pi)_S$  is in the approximate range 20 to 40 MeV.

### 4.2 $\pi(1300)$

Until recently there has been little information on the  $\pi(\pi\pi)_S$  branching fraction of the  $\pi(1300)$ , and there is still considerable uncertainty in the total width, which can lie somewhere in the range 200 to 600 MeV [1]. The recent VES data [32, 33] show a clear  $\pi(1300)$  peak in  $3\pi$ , with a width of  $\Gamma \sim 400$  to 500 MeV in both  $\pi(\pi\pi)_S$  and  $\pi\rho$ . The latter appears particularly strong and it has been suggested [21] that as the size of the Deck background in  $\pi(\pi\pi)_S$  is uncertain it could provide the totality of the  $\pi(\pi\pi)_S$  signal. If this is correct then the dominant decay would be  $\rho\pi$ . In contrast the E852 experiment [51] claims three decay modes of the  $\pi(1300)$ :  $\pi\rho$ ,  $\pi f_2(1270)$  and  $\pi(\pi\pi)_S$ . No comment is made on the mass or width of the  $\pi(1300)$  other than it is broad. As for the VES experiment, the genuine resonance signal could be confused by interference with the Deck background.

An uncertain Deck background is not a problem for  $p\bar{p}$  annihilation experiments. In their study of  $f_0(1500)$  decays into  $4\pi^0$  in  $p\bar{p} \rightarrow 5\pi^0$  at rest, the Crystal Barrel experiment [52] found a very substantial improvement in their fit when the  $\pi\pi(1300)$  decay of the  $f_0(1500)$  was included. As the final state in this case is all  $\pi^0$  the decay of the  $\pi(1300)$  *cannot* be to  $\pi\rho$  and *must* be to  $\pi(\pi\pi)_S$ . However because of the

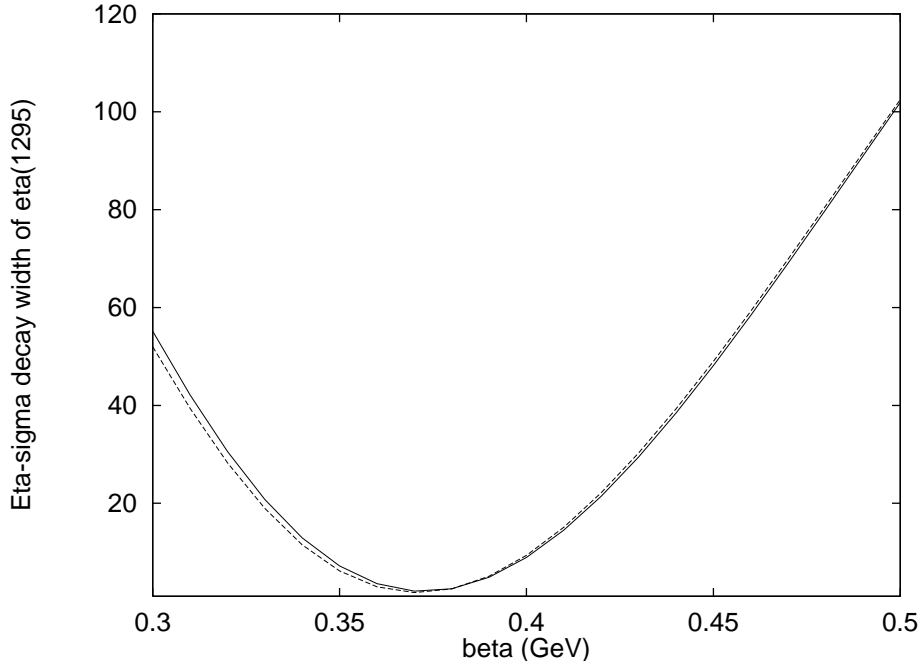


Figure 1: Width of the decay  $\eta'(1295) \rightarrow \eta(\pi\pi)_S$  as a function of  $\beta$ . The solid line is calculated using the  $^3P_0$   $\pi\pi$  phase shift and the dashed line using the  $^3P_0$   $\pi\pi$  phase shift modified to include the Adler zero.

restriction to the purely neutral channel nothing can be said about the  $\pi(\pi\pi)_S$  branching fraction. The parameters of the  $\pi(1300)$ , if left free in the fit, are determined to be  $M = 1.114$  GeV,  $\Gamma = 340$  MeV. Errors on these are not quoted. The Obelix experiment [53], in their analysis of  $p\bar{p} \rightarrow 2\pi^+2\pi^-$  also find a significant improvement in their fit if the  $\pi(1300)$  is included in the decay chain. The  $\pi(1300)$  parameters are found to be  $M = 1.275 \pm 0.015$  GeV,  $\Gamma = 218 \pm 100$  MeV. Both the  $\pi(\pi\pi)_S$  and  $\pi\rho$  modes were required by the fit, and the ratio between them was found to be large:  $(\pi(1300) \rightarrow \pi(\pi\pi)_S)/(\pi(1300) \rightarrow \pi\rho) = 5.25 \pm 0.7$ . This is appreciably more than the result  $\sim 2.12$  obtained from analysing much earlier data [54], and must be assumed to supersede it. In conclusion, there seems to be little doubt that the decay  $\pi(1300) \rightarrow \pi(\pi\pi)_S$  not only exists, but is large and dominant. It is perhaps significant that the  $p\bar{p}$  annihilation experiments find a smaller width than the  $\pi p \rightarrow (3\pi)p$  production experiments, which could be due to the effect of the Deck background on the latter. If this is the case, then a total width of  $\sim 300$  MeV would seem reasonable, with a partial width for  $\pi(\pi\pi)_S$  of more than 200 MeV.

### 4.3 Pseudoscalar decays in the $^3P_0$ model

For this part of the discussion we assume that the  $\pi(1300)$  is a  $q\bar{q}$  state, specifically the first radial  $2^1S_0$  excitation of the  $\pi$ . For calculating decays in the  $^3P_0$  model we also assume that the  $(\pi\pi)_S$  is contained in that model and is the  $1^3P_0$  state. A two-channel model which reproduces the experimental  $S$ -wave  $\pi\pi$  amplitude is described in Appendix A. Both versions of the  $(\pi\pi)_S$  amplitude described there were used in these calculations i.e. without and with the Adler zero included. The results are very much the same in both cases.

In the  $^3P_0$  model, with standard wave-function parameters, the decay of a radial excitation to the corresponding ground state plus  $(\pi\pi)_S$  is small, a few MeV at most. This is true for  $\rho_S$ ,  $\omega_S$ ,  $\eta(1295)$ ,  $\pi(1300)$ .



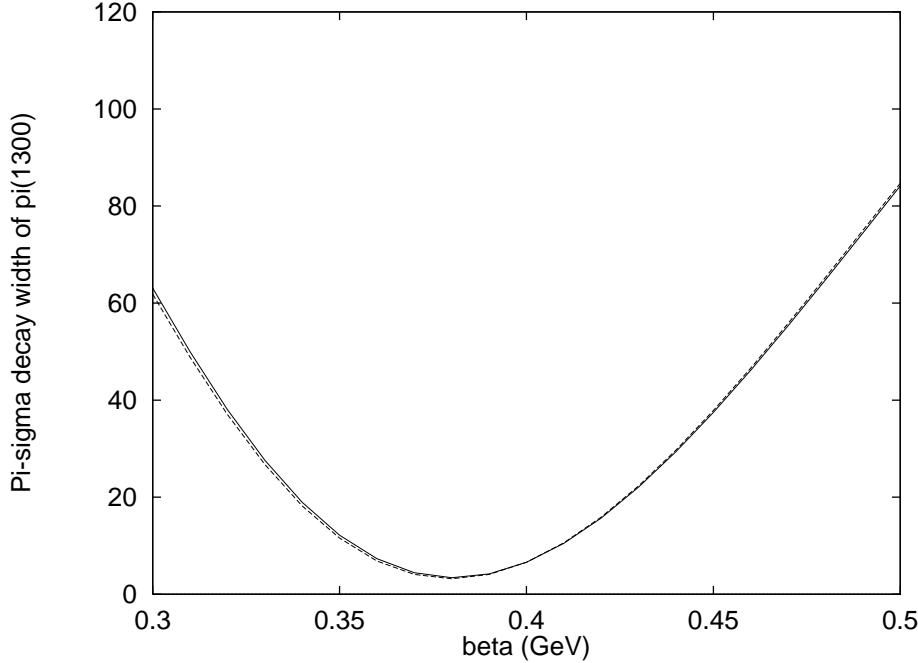


Figure 2: Width of the decay  $\pi(1300) \rightarrow \pi(\pi\pi)_S$  as a function of  $\beta$ . The curves are as in Figure 1.

It is caused by a node in the wave function, with the consequence that the decay is *very* sensitive to the parameter  $\beta$ . Of course there are limits within which  $\beta$  can vary. A good guide to these limits is provided by [20]. Of the standard decays used to specify  $\beta$  and  $\gamma$ ,  $a_1 \rightarrow \rho\pi$  provides no constraint because of the very large experimental uncertainty on its width;  $h_1 \rightarrow \rho\pi$  provides only a weak constraint ( $0.3 \leq \beta \leq 0.5$  GeV), again because of experimental uncertainty coupled with a rather weak theoretical dependence on  $\beta$ ; and  $b_1 \rightarrow \omega\pi$  also provides only a weak constraint, in this case because the theoretical width is almost independent of  $\beta$  over quite a wide range. In contrast the theoretical widths of  $f_2 \rightarrow \pi\pi$ ,  $a_2 \rightarrow \rho\pi$  and  $\rho \rightarrow \pi\pi$  vary strongly with  $\beta$ . The two former favour a value of  $\beta$  close to the mean of 0.4 GeV, but the latter prefers a much smaller value,  $\sim 0.3$  GeV. In contrast the  $D/S$  ratios for the decays  $b_1 \rightarrow \omega\pi$  and  $a_1 \rightarrow \rho\pi$ , which are sensitive tests of the  $^3P_0$  model, prefer a larger value, particularly the latter, which could go as high as  $\beta \sim 0.5$  GeV. Taking everything into account, 0.3 GeV and 0.5 GeV do seem to provide extreme lower and upper limits on  $\beta$ , with 0.35 GeV and 0.45 GeV being more reasonable.

The variation of the  $\eta(\pi\pi)_S$  width of the  $\eta(1295)$  is given in Fig.1 as a function of the value of  $\beta$  for  $(\pi\pi)_S$ . Clearly the experimental limits on the  $\eta(1295)$  width provide a strong constraint on the allowed values of  $\beta$ , independently of other decays. In the  $^3P_0$  model with standard values of the parameters  $\beta$  and  $\gamma$  the width  $\Gamma(\pi' \rightarrow \pi\rho) \sim 200$  MeV and the width  $\Gamma(\pi' \rightarrow \pi(\pi\pi)_S) \sim 0$  MeV [21]. The  $\pi\rho$  partial width does have quite a strong dependence on  $\beta$ , decreasing from  $\sim 300$  MeV at  $\beta = 0.3$  GeV to  $\sim 100$  MeV at  $\beta \sim 0.5$  GeV [21]. The variation of the  $\pi(\pi\pi)_S$  width is much stronger, due to the effect of the node in the wave function. This variation is shown in Fig.2, where we have taken into account the effect of symmetrization of like pions. The procedure for this is outlined in Appendix B. The constraints imposed by the  $\eta(1295)$  decay width clearly restrict the maximum partial width for the  $\pi(1300) \rightarrow \pi(\pi\pi)_S$  to about 60 MeV.

So we conclude that the  $^3P_0$  model can not be used to explain the large  $\pi(\pi\pi)_S$  width of the  $\pi(1300)$ . However before using this as an argument in favour of a hybrid interpretation we need to consider an alternative non- $^3P_0$  mechanism.

## 4.4 Non- $^3P_0$ decays of the pseudoscalars

The decays of heavy-quarkonia radial excitations to the ground state, or to a lower radial, plus  $(\pi\pi)_S$  raise the possibility of analogous non- $^3P_0$  decays in the light-quark sector. The detailed mechanism is presumably rather different from that of the models applied to the decays of heavy quarkonia as they rely on a multipole expansion of the gluon field [55]. The interactions of gluons with a wavelength  $\lambda$  much larger than the radius  $r_{Q\bar{Q}}$  of quarkonia are suppressed in the multipole expansion by powers of  $r_{Q\bar{Q}}/\lambda$ . So although it is reasonable to consider only the leading operator for heavy quarkonia it is not so for light quark states.

An alternative mechanism which does not rely on a multipole expansion, “vacuum excitation”, has been suggested [56]. This is applicable in principle to both light and heavy quarkonia. The essential idea is that a radial excitation decays to a lower radial excitation or to the ground state by exciting a virtual state from the vacuum into reality. This naturally has the quantum numbers of the vacuum, i.e.  $I = 0$ ,  $J = 0$  which of course are precisely those of  $(\pi\pi)_S$ . For our present purposes we simplify the calculation by considering relative phase-space as the spatial wave-functions of the  $\eta(1295)$  and  $\pi(1300)$  are identical, and so overlap integrals will be the same. We consider both unweighted and weighted phase space, using for the latter the same  $S$ -wave  $\pi\pi$  amplitude of Appendix A. It is irrelevant whether this is or is not a genuine  $q\bar{q}$  state. All that is required is an accurate representation of the amplitude. We find that the ratio of  $(\pi(1300) \rightarrow \pi(\pi\pi)_S)/(\eta(1295) \rightarrow \eta(\pi\pi)_S)$  is 3.6 for unweighted phase space and 7.7 for weighted phase space. Thus given a width of 20 to 40 MeV for the  $\eta(1295)$  decay it is not difficult to generate the required large width for the  $\pi(1300)$  decay.

So we conclude that this particular non- $^3P_0$  mechanism can correlate the  $\eta(1295)$  and  $\pi(1300)$  decays and provide a large  $\pi(\pi\pi)_S$  width for the latter without the need to invoke a hybrid. Of course this remains a hypothesis as we do not have a specific model with which to calculate these decays for light quarks.

## 5 The Vector States

We now consider the implications of the results of the previous sections for the interpretation of the data from  $e^+e^-$  annihilation and  $\tau$  decay. We consider two extremes.

1. The vector hybrids are too heavy to permit significant mixing with the  $q\bar{q}$  states in the relevant kinematical region. The  $\rho_S$  and

$\omega_S$  decays are some combination of  $^3P_0$  and direct hadronic decay to  $\rho(\pi\pi)_S$  and  $\omega(\pi\pi)_S$  respectively. The  $\rho_D$  and  $\omega_D$  decays are purely  $^3P_0$ . Some mixing between the  $2S$  and  $1D$  states can be allowed.

2. The vector hybrids are sufficiently light to allow strong mixing with the  $q\bar{q}$  states. For completeness we consider the predictions of both the flux tube model and the constituent gluon model for the hybrid decays. However it must be remembered that the flux tube model prefers a higher mass for the vector hybrid.

### 5.1 No Vector Hybrids

The width of the decay  $\rho_{2S} \rightarrow \rho(\pi\pi)_S$  in the  $^3P_0$  model is shown in Fig.3. Not surprisingly it is too small to account for the observed large  $4\pi$  width of the  $\rho(1450)$ , even at the maximum acceptable value of  $\beta$ . To extend the non- $^3P_0$  decay process suggested in Section 4.4 to the decay of the  $\rho_{2S}$  requires the assumption that only  $S$ -waves are relevant. This is certainly in accord with the decay of heavy quarkonia. The matrix element for the decay of  $\eta(1295)$  or  $\pi(1300)$  is simply a constant,  $f_S$  say. The general form

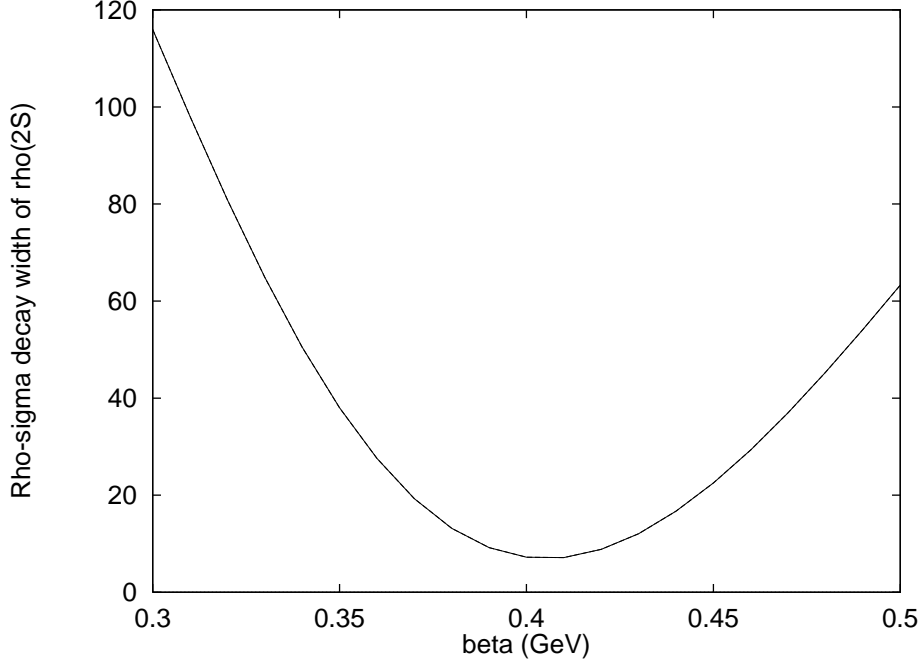


Figure 3: Width of the decay  $\rho(2S) \rightarrow \rho(\pi\pi)_S$  as a function of  $\beta$ . In contrast to Figures 1 and 2 only one curve is shown as the results of using the different phase shifts are indistinguishable

of the matrix element for the decay of  $\rho_{2S}$  is

$$A_{\mu\nu} = f \left\{ -g_{\mu\nu} + \frac{k_\mu k_\nu}{k^2} + \frac{q_\mu q_\nu}{q^2} - \frac{(kq)k_\mu q_\nu}{k^2 q^2} \right\} + g \left\{ \frac{(kq)k_\mu}{k^2} - q_\mu \right\} \left\{ k_\nu - \frac{(kq)q_\nu}{q^2} \right\}$$

where  $k$  and  $q$  are respectively the four-momenta of the  $\rho_{2S}$  and the  $\rho$ . If only  $S$ -wave is present then

$$f = f_S \quad g = -f_S/m_0(m_1 + E_1)$$

where  $m_0$  and  $m_1$  are the masses of the  $\rho_{2S}$  and  $\rho$ , and  $E_1$  is the energy of the  $\rho$  in the  $\rho_{2S}$  rest frame. One has then to calculate  $\frac{1}{3}A_{\mu\nu}^*A_{\mu\nu}$  which is simply  $f_S^2$ . So the only difference between the decays of the vector radial excitations and the pseudoscalar radial excitations is due to phase space. As the available phase space for the decay  $\rho_{2S} \rightarrow \rho(\pi\pi)_S$  is not very different from that for the decay  $\eta(1295) \rightarrow \eta(\pi\pi)_S$ , the partial width will be comparable.

Thus neither mechanism by itself can explain the  $4\pi$  decays of the  $\rho(1450)$ . Nor can one add them to increase the width, as the combined strength is controlled by the  $\eta(1295)$  decay. It should be recalled that mixing of the  $\rho_{2S}$  and the  $\rho_{1D}$  is unlikely to resolve the difficulty as, even with an increase in the  $\rho(\pi\pi)_S$  width of the former within the limits allowed, the  $\pi^+\pi^-\pi^0\pi^0$  cross section will still exceed the  $\pi^+\pi^-\pi^+\pi^-$  cross section. This conclusion is not affected by adjusting the  $^3P_0$  parameters for the  $\rho_{1D}$  decays, as the  $a_1\pi$  and  $h_1\pi$  widths move in unison and the equality remains essentially unchanged. Thus we are forced to conclude that the  $e^+e^- \rightarrow 4\pi$  data can not be explained in terms of conventional  $q\bar{q}$  dynamics.

The partial width for the decay  $\omega_{2S} \rightarrow \omega(\pi\pi)_S$  in either of these models is comparable to that of the corresponding  $\rho_{2S}$  decay. This does not pose any particular problem for the isoscalar sector and does not provide any further insight into the likely mechanisms as it is not nearly sufficient in itself to provide the requisite integrated  $\omega\pi\pi$  fraction. Thus we remain with the earlier conclusion that within the isoscalar  $q\bar{q}$  structure there must be a significant  $\omega_{1D}$  component.

## 5.2 Vector Hybrids

It is now apparent that the inclusion of a isovector vector hybrid is essential to explain the  $e^+e^- \rightarrow 4\pi$  data, and consequently the corresponding isoscalar vector hybrid must be included in any discussion of the  $e^+e^- \rightarrow \rho\pi, \omega\pi\pi$  data. It is reasonable to assume that the hidden-strange vector hybrid is sufficiently massive not to affect the discussion.

The real question is, what can be inferred about the nature of these hybrids? The flux tube model with its dominant  $a_1\pi$  decay would appear to resolve the problem in the isovector sector. To achieve strong mixing with the  $\rho_{2S}$  and  $\omega_{2S}$  requires a comparatively low mass. We have seen in Section 3 that the mass scale for the flux tube model is high, making strong mixing unlikely. However spin-dependent forces *may* lower the mass of the hybrid  $\rho$  and  $\omega$ , which are spin  $S = 0$  in contrast to the conventional  $q\bar{q}$  components which are  $S = 1$ , sufficiently to allow strong mixing between hybrid and conventional quarkonia. There is perhaps less of a problem with the constituent gluon model, but it is still a concern. However accepting the low-mass hybrid scenario, one could then have

$$|V\rangle = \cos\phi\{\cos\theta|2^3S_1\rangle + \sin\theta|1^3D_1\rangle\} + \sin\phi|V_H\rangle$$

To explain the predominance of the  $\pi^+\pi^-\pi^+\pi^-$  channel in this model it is necessary to take  $\theta \sim 0$ , so that  $\rho'_1$  is given by

$$|\rho'_1\rangle \sim \cos\phi|\rho_S\rangle + \sin\phi|\rho_H\rangle$$

This simple scheme would make the  $\pi^+\pi^-\pi^+\pi^-$  and  $\pi^+\pi^-\pi^0\pi^0$  widths of the  $\rho(1450)$  the same, with only the rather small  $\rho(\pi\pi)_S$  decay of the  $\rho_H$  contributing to the observed difference. Further this suppression of the  $\rho_{1D}$  contribution is not compatible with the isoscalar data. Without the  $\omega_{1D}$  there is no source for the strong  $\omega\pi\pi$  channel observed experimentally. The  $\omega(\pi\pi)_S$  decay of  $\omega_H$  is not sufficient to redress the imbalance. The dynamics would be complex indeed if the  $^3D_1$  state were absent, or nearly so, in the isovector channel but gave a significant contribution in the isoscalar channel. This is perhaps not entirely implausible as the isoscalar channel is complicated by the presence of the  $\phi_{2S}$  right in the middle of the relevant mass range. Hadronic mixing with the nearby  $\omega_{2S}$ ,  $\omega_{1D}$  and  $\omega_H$  will certainly occur at some level, modifying the isoscalar mixing pattern. However this mixing would have to be remarkably strong to produce the differences observed.

The opposite view, that the hybrid mass is high, also does not permit a simple mixing scheme. Mixing essentially between the hybrid and the  $^3D_1$  state is immediately ruled out by the  $\rho(1450)$  decays, although it would appear a sustainable option for the isoscalar hadronic decays. Further the  $e^+e^-$  widths of the  $\rho(1700)$  and  $\omega(1650)$  demand mixing with the  $\rho_{2S}$ .

The necessity to consider a complicated mixing scheme brings us back to the problem of the hybrid mass scale. The simplest way to achieve strong mixing between  $\rho_{2S}$  and the hybrid is to have them nearly degenerate, which means that the hybrid is very light, about 1.4 GeV. Setting the mass scale in such a way opens up exciting possibilities for the spectroscopy of states with nonexotic quantum numbers, along the lines discussed in [25]. It has the additional advantage of being compatible with the sum rules result [39], which we consider as the most reliable of the sum rules analyses. Nevertheless, the exotic  $\rho$ - $\pi$  signals at 1.6 GeV from BNL and VES appear sound, and an alternative explanation of the BNL signal at 1.4 GeV has been proposed. Moreover, it is very improbable to have two exotic hybrids so close to each other. Another argument against such a light hybrid comes from the pseudoscalar sector: if there is no need to invoke a hybrid interpretation to explain the decay pattern of  $\pi(1300)$ , the new pseudoscalars  $\pi(1600)$  and  $\pi(1800)$  from VES can be economically considered as admixtures of  $3S$   $q\bar{q}$  and hybrid states. It should be remembered that the hybrid interpretation of the  $\pi(1800)$  [21, 24] emerges from its decay properties.

An alternative scenario is to let the hybrid mix strongly with the  $1D$  state through their near-degeneracy, and then let the lower of the two mixed states mix with the  $2S$ . This would mean that the  $4\pi$  decays of the two observed physical states would be quasi-identical. This also suggests that the third state is put

rather high and, in addition, does not have much electromagnetic coupling. This scenario assumes the vector hybrid at  $\sim 1.7$  GeV, which makes the mass problem easier to swallow and is compatible with the exotic and pseudoscalar hybrid sector, including the splitting ordering.

However this scenario is no longer the straightforward two-level mixing scheme initially proposed for the isovector channel. All three states must be included, and in the isoscalar channel one cannot ignore the possible additional complications arising from the  $\phi_{2S}$ . The results of such mixing depend on the fine details of the positions of the bare states and the mixing strengths. It is worth mentioning here that one could expect rather strong mixing between quarkonia and hybrids in the constituent model via constituent gluon emission/absorption. On the other hand, there are no distinguishable gluons in the flux tube model, and, consequently, no obvious mechanism to provide such mixing.

We have not attempted to construct a detailed mixing scheme here as it requires consideration of all channels and a theoretically-constrained fit to the data [58]. As a first step we present below a simple three-level mixing model which describes qualitatively the isovector data.

### 5.3 A Simple Mixing Scheme

We consider the mixing of the  $2S$ , the  $1D$  and the hybrid  $H_0$ . For the  $3 \times 3$  mixing matrix use the standard PDG one without the phase:

$$\begin{pmatrix} c_{12}c_{13} & s_{12}c_{13} & s_{13} \\ -s_{12}c_{23} - c_{12}s_{23}s_{13} & c_{12}c_{23} - s_{12}s_{23}s_{13} & s_{23}c_{13} \\ s_{12}s_{23} - c_{12}c_{23}s_{13} & -c_{12}s_{23} - s_{12}c_{23}s_{13} & c_{23}c_{13} \end{pmatrix} \quad (1)$$

Then

$$\begin{aligned} |\psi_1\rangle &= c_{12}c_{13}|2S\rangle + s_{12}c_{13}|H_0\rangle + s_{13}|1D\rangle \\ |H\rangle &= -[s_{12}c_{23} + c_{12}s_{23}s_{13}]|2S\rangle + [c_{12}c_{23} - s_{12}s_{23}s_{13}]|H_0\rangle + s_{23}c_{13}|1D\rangle \\ |\psi_2\rangle &= [s_{12}s_{23} - c_{12}c_{23}s_{13}]|2S\rangle - [c_{12}s_{23} + s_{12}c_{23}s_{13}]|H_0\rangle + c_{23}c_{13}|1D\rangle \end{aligned} \quad (2)$$

We hypothesize that we want no direct mixing between the  $|2S\rangle$  and the  $|1D\rangle$  so set  $s_{13} \sim 0$  and  $c_{13} \sim 1$ . Thus we have

$$\begin{aligned} |\psi_1\rangle &= c_{12}|2S\rangle + s_{12}|H_0\rangle \\ |H\rangle &= -s_{12}c_{23}|2S\rangle + c_{12}c_{23}|H_0\rangle + s_{23}|1D\rangle \\ |\psi_2\rangle &= s_{12}s_{23}|2S\rangle - c_{12}s_{23}|H_0\rangle + c_{23}|1D\rangle \end{aligned} \quad (3)$$

Obviously we identify  $|\psi_1\rangle$  with the  $\rho(1450)$ . In the absence of a proper dynamical model of the mixing we are free to identify  $\rho(1700)$  either with  $|H\rangle$  or with  $|\psi_2\rangle$ . For definiteness we choose the former, but the subsequent discussion follows analogously for the latter.

It is reasonable to assume that the bare hybrid  $|H_0\rangle$  has no direct electromagnetic coupling. We make no specific assumption on the electromagnetic coupling of the bare  $|1D\rangle$  other than that it should be small compared to the  $|2S\rangle$ . The  $e^+e^-$  amplitudes for the physical states are

$$\begin{aligned} \langle e^+e^-|\psi_1\rangle &= c_{12}\langle e^+e^-|2S\rangle \\ \langle e^+e^-|H\rangle &= -s_{12}c_{23}\langle e^+e^-|2S\rangle + s_{23}\langle e^+e^-|1D\rangle \\ \langle e^+e^-|\psi_2\rangle &= s_{12}s_{23}\langle e^+e^-|2S\rangle + c_{23}\langle e^+e^-|1D\rangle \end{aligned} \quad (4)$$

We see immediately that provided  $s_{12}c_{23} > 0$  (and  $s_{23} > 0$  as the electromagnetic coupling of  $|1D\rangle$  has the opposite sign to that of  $|2S\rangle$ ) we will get the correct relative signs of the electromagnetic couplings of the observed states [8]. In the limit of a vanishing electromagnetic width for the  $|1D\rangle$  then we require  $s_{12}c_{23}$  to be  $\sim \frac{1}{2}$  to agree with the data analyses.

We know that the  $\rho(1700)$  has a small  $\omega\pi$  width, which puts another constraint on the mixing. The  $\omega\pi$  amplitudes are

$$\begin{aligned}\langle\omega\pi|\psi_1\rangle &= c_{12}\langle\omega\pi|2S\rangle \\ \langle\omega\pi|H\rangle &= -s_{12}c_{23}\langle\omega\pi|2S\rangle + s_{23}\langle\omega\pi|1D\rangle \\ \langle\omega\pi|\psi_2\rangle &= s_{12}s_{23}\langle\omega\pi|2S\rangle + c_{23}\langle\omega\pi|1D\rangle\end{aligned}\tag{5}$$

We have already established that  $s_{12}c_{23} > 0$  and, in principle, that  $s_{23} > 0$ . The latter is important as it allows here some cancellation between the two terms for the  $\omega\pi$  decay of the  $|H\rangle$ . A very small width is thus not ruled out in principle, although in practice it may not be quite so simple as in the  $^3P_0$  model the  $|2S\rangle$  width is very much larger than the  $|1D\rangle$  width.

Finally look at the  $4\pi$  decays. We can ignore the  $a_1\pi$  and  $h_1\pi$  decays of the  $|2S\rangle$  but we can let it have some  $\rho(\pi\pi)_S$  decay generated by other means. We should also let the bare hybrid have some  $\rho(\pi\pi)_S$  decay as well. The amplitudes are then:

$$\begin{aligned}\langle a_1\pi|\psi_1\rangle &= s_{12}\langle a_1\pi|H_0\rangle \\ \langle a_1\pi|H\rangle &= c_{12}c_{23}\langle a_1\pi|H_0\rangle + s_{23}\langle a_1\pi|1D\rangle \\ \langle a_1\pi|\psi_2\rangle &= -c_{12}s_{23}\langle a_1\pi|H_0\rangle + c_{23}\langle a_1\pi|1D\rangle\end{aligned}\tag{6}$$

and

$$\begin{aligned}\langle h_1\pi|\psi_1\rangle &= 0 \\ \langle h_1\pi|H\rangle &= s_{23}\langle h_1\pi|1D\rangle \\ \langle h_1\pi|\psi_2\rangle &= c_{23}\langle h_1\pi|1D\rangle\end{aligned}\tag{7}$$

and

$$\begin{aligned}\langle\rho(\pi\pi)_S|\psi_1\rangle &= \langle\rho(\pi\pi)_S c_{12}|2S\rangle + s_{12}\langle\rho(\pi\pi)_S|H_0\rangle \\ \langle\rho(\pi\pi)_S|H\rangle &= -s_{12}c_{23}\langle\rho(\pi\pi)_S|2S\rangle + c_{12}c_{23}\langle\rho(\pi\pi)_S|H_0\rangle \\ \langle\rho(\pi\pi)_S|\psi_2\rangle &= s_{12}s_{23}\langle\rho(\pi\pi)_S|2S\rangle - c_{12}s_{23}\langle\rho(\pi\pi)_S|H_0\rangle\end{aligned}\tag{8}$$

None of these are qualitatively inconsistent with observation. They all seem reasonable, particularly the lack of any  $h_1\pi$  decay of  $|\psi_1\rangle$ . Note that  $|\psi_2\rangle$  has a non-zero  $e^+e^-$  width, and is presumably somewhere “off-stage”. There is some evidence for isovector states in the vicinity of 2.0 GeV which decay strongly into  $6\pi$  [57]. One of these could be the missing member of the trio.

## 6 Conclusions

Our general conclusion is that the  $e^+e^-$  annihilation and  $\tau$  decay data require the existence of a “hidden” vector hybrid in both the isovector and isoscalar channels. The argument is based strongly on the pattern of the observed decays to  $\rho(\pi\pi)_S$  for the isovectors and to  $\omega(\pi\pi)_S$  for the isoscalars. The strong mixing evident from the electromagnetic widths is also a key feature. The mixing is non-trivial, involving the first radial and the first orbital  $q\bar{q}$  excitations and the ground-state vector hybrid. Before coming to our general conclusion we explored the limits of the  $^3P_0$  model and proposed a specific non- $^3P_0$  model in an unsuccessful attempt to explain these data without going beyond the  $q\bar{q}$  sector.

More specifically we are inclined towards the constituent gluon model rather than the flux tube model to describe the characteristics of the hybrids. This is based on two aspects. Firstly the constituent gluon model can more readily encompass a hybrid mass in the relevant range. Secondly we know that the constituent gluon model yields strong decay modes involving  $(\pi\pi)_S$ , while this is an unknown quantity for the flux tube model.

The suggestion that the ground state vector hybrid is comparatively light, i.e. about 1.6 GeV, has major consequences. Given the hybrid spin-parity sequence discussed in Section 3, namely  $0^{-+} < 1^{-+} < 1^{--}$ , it reopens the question of a hybrid component in the  $\pi(1300)$  [25] and emphasizes the urgency of clarifying the status of the  $\hat{\rho}(1405)$ .

### **Acknowledgements**

This research is supported in part by PPARC, by grant RFBR 96-15-96740 and by the EEC-TMR Program (contract NCT98-0169).

We are grateful to Frank Close for helpful discussions.

## Appendix A: The $(\pi\pi)_S$ Amplitude

The simple  $^3P_0$  model for the  $\pi\pi$   $S$ -wave amplitude assumes that the scattering takes place via  $0^{++}$  intermediate states. There are two such states in this case, one is  $\frac{1}{\sqrt{2}}(u\bar{u} + d\bar{d})$  and the other is  $s\bar{s}$ .

The  $\pi\pi$  phase shift  $\delta$  and the inelasticity  $\eta$  are given by

$$\tan(2\delta) = \frac{ab_1 - a_1b}{aa_1 + bb_1},$$

$$\eta^2 = \frac{(aa_1 + bb_1)^2 + (ab_1 - a_1b)^2}{a^2 + b^2},$$

where

$$a = a(s) = 1 + \frac{1}{(s - s_1)(s - s_2)}((Im\Delta_{12})^2 - Im\Delta_{11}Im\Delta_{22}),$$

$$b = b(s) = \frac{1}{s - s_1}Im\Delta_{11} + \frac{1}{s - s_2}Im\Delta_{22},$$

$$a_1 = a_1(s) = 1 + \frac{1}{(s - s_1)(s - s_2)}((Im\tilde{\Delta}_{12})^2 - Im\tilde{\Delta}_{11}Im\tilde{\Delta}_{22}),$$

$$b_1 = b_1(s) = \frac{1}{s - s_1}Im\tilde{\Delta}_{11} + \frac{1}{s - s_2}Im\tilde{\Delta}_{22}.$$

In these formulae  $\sqrt{s_1}$  and  $\sqrt{s_2}$  are the masses of intermediate states, and

$$Im\Delta_{ab} = \sum_j Im\Delta_{ab}(j),$$

$$Im\tilde{\Delta}_{ab} = Im\Delta_{ab} - 2Im\Delta_{ab}(\pi\pi),$$

where  $a, b = 1, 2$  label the intermediate states, and  $j = \pi\pi, K\bar{K}$  are the coupled channels taken into account.

The quantities  $Im\Delta_{ab}(j)$  are calculated in the framework of  $^3P_0$  model as

$$Im\Delta_{ab}(j) = \frac{p_j}{8\pi\sqrt{s}}f_a(j)f_b(j)$$

with the  $^3P_0$  form factors  $f_a(j)$  defined as in [18].

This model is an oversimplified version of a coupled channel method and preserves unitarity but not analyticity; in contrast to the much more sophisticated model [47] the physical resonance positions  $\sqrt{s_a}$  are taken to be constants and are not defined via dispersion relations.

The  $\pi\pi$   $S$ -wave phase shift given by the  $^3P_0$  model is shown as the solid line in Figure 4. To improve the agreement with the data close to the  $\pi\pi$  threshold the Adler zero is now introduced. We make it pragmatically by substituting

$$f_a(\pi\pi) \rightarrow \tilde{f}_a(\pi\pi) = f_a(\pi\pi)F(s)$$

with  $F(s)$  being a smooth function of  $s$ .  $F(\frac{m_\pi^2}{2}) = 0$ ,  $F(s) \rightarrow 1$  when  $s$  increases. In such a way we have the Adler zero at  $s_0 = \frac{m_\pi^2}{2}$  in the  $\pi\pi$  amplitude as required by chiral symmetry. The  $\pi\pi$   $S$ -wave phase shift with this modification is shown as the dashed line in Figure 4 for the simple choice

$$F(s) = \theta(s_1 - s) \left\{ -\left(\frac{\sqrt{s} - \sqrt{s_0}}{\sqrt{s_1} - \sqrt{s_0}}\right)^2 + 2\left(\frac{\sqrt{s} - \sqrt{s_0}}{\sqrt{s_1} - \sqrt{s_0}}\right) \right\}$$

with  $\sqrt{s_1} = 0.7$  GeV so that chiral dynamics and quark dynamics are matched at 0.7 GeV.



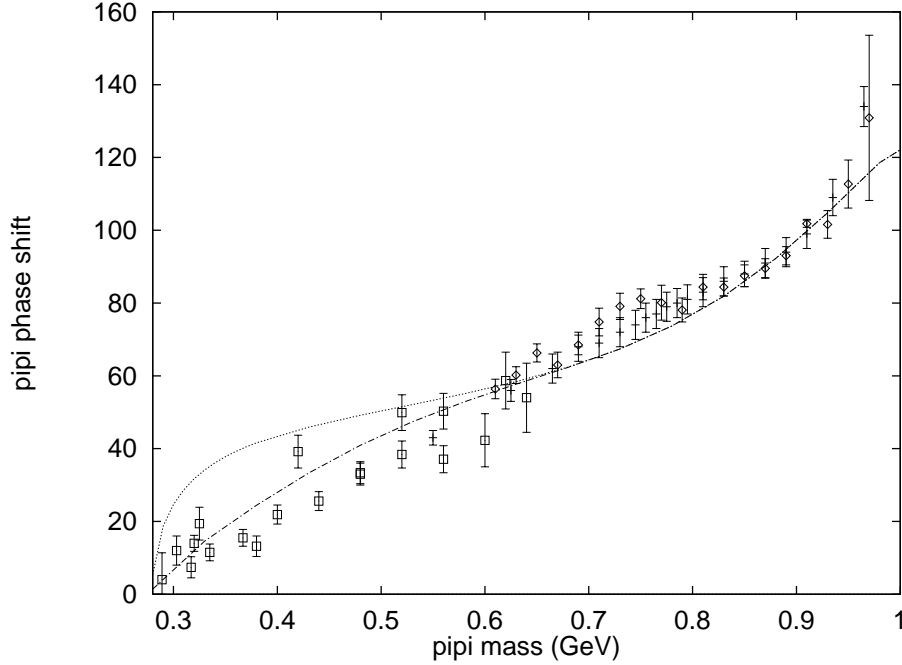


Figure 4: The  $S$ -wave  $\pi\pi$  phase shift. The solid curve is the result of the  $^3P_0$  calculation and the dashed curve is the result of the low-energy modification to include the Adler zero. The data are from [59]

The idea to insert Adler zeroes into the quark model form factors was suggested in [47]. Our procedure differs from that one. In contrast to [47] we believe that the soft pion physics governs only the lower end of the  $\pi\pi$  mass spectrum and does not affect the whole mass range available, leaving room for the strong interaction of quarks at higher energies. Moreover it is our belief that with the more QCD-motivated model for hadronic decays [42], which takes into account the Goldstone nature of pions, the quark model description is valid at lower  $\pi\pi$  masses as well. This makes the Adler zero constraints responsible for only a rather small energy range just above the  $\pi\pi$  threshold.

## Appendix B: The Piprime Decay Width

The width of the decay of  $\pi'^0$  into  $\pi^+\pi^-\pi^0$  is given by

$$d\Gamma = \frac{2}{3} \frac{1}{(2\pi)^3} \frac{1}{32m_{\pi'}^3} |M_c|^2 ds_{12} ds_{13}$$

$$|M_c|^2 = D$$

and the width into three neutral pions is

$$d\Gamma = \frac{1}{3} \frac{1}{(2\pi)^3} \frac{1}{32m_{\pi'}^3} |M_0|^2 ds_{12} ds_{13}$$

$$|M_0|^2 = D + 2I$$

$$D = f_{\pi'}^2(s_{12}) f_{\sigma}^2(s_{12}) P(s_{12})$$

$$I = f_{\pi'}(s_{12}) f_{\pi'}(s_{13}) f_{\sigma}(s_{12}) f_{\sigma}(s_{13}) P(s_{12}) P(s_{13})$$

$$((s_{12} - m_{\sigma}^2)(s_{13} - m_{\sigma}^2) + Im(s_{12})Im(s_{13}))$$

$$f_{\pi'}(s) = f_{\pi'\sigma\pi}(m_{\pi'}^2, s, m_{\pi}^2)$$

$$f_{\sigma}(s) = f_{\sigma\pi\pi}(s, m_{\pi}^2, m_{\pi}^2)$$

$$P(s) = [(s - m_{\sigma}^2)^2 + Im^2(s)]^{-1}$$

$$Im(s) = \frac{1}{8\pi\sqrt{s}} p(s, m_{\pi}^2, m_{\pi}^2) f_{\sigma}^2(s)$$

The total widths of these decays are given by

$$\Gamma = \int_{s_{12min}}^{s_{12max}} \int_{s_{13min}}^{s_{13max}} d\Gamma$$

$$s_{13max} = \frac{m_{\pi'}^2 + 3m_{\pi}^2 - s_{12}}{2} + 2\sqrt{\frac{(s_{12} - 4m_{\pi}^2)}{4} \frac{(m_{\pi'}^2 - m_{\pi}^2 - s_{12})^2 - 4m_{\pi}^2 s_{12}}{4s_{12}}}$$

$$s_{13min} = \frac{m_{\pi'}^2 + 3m_{\pi}^2 - s_{12}}{2} - 2\sqrt{\frac{(s_{12} - 4m_{\pi}^2)}{4} \frac{(m_{\pi'}^2 - m_{\pi}^2 - s_{12})^2 - 4m_{\pi}^2 s_{12}}{4s_{12}}}$$

$$s_{12max} = (m_{\pi'} - m_{\pi})^2$$

$$s_{12min} = 4m_{\pi}^2$$

## References

- [1] Particle Data Group: European Physical Journal **C3**, 415 (1998)
- [2] L.M. Barkov et al: Nucl.Phys. **B256**, 365 (1985)  
D. Bisello et al: Phys.Lett. **B220**, 321 (1989)
- [3] S.I. Dolinsky et al: Phys.Lett. **B174**, 453 (1986)  
D. Bisello et al: Proc XXV ICHEP, Singapore, 1990: ed K.K. Phua and Y. Yamaguchi (World Scientific, Singapore, 1992) p.
- [4] R. Barate et al (ALEPH Collaboration): Z.Phys. **C76**, 15 (1997)  
L.P. Perera (CLEO Collaboration): Proc. Hadron'97, BNL, 1997; ed S-U Chung and H.J. Willutski (American Institute of Physics, New York, 1998) p.595
- [5] H. Albrecht et al (ARGUS Collaboration): Phys.Lett. **B185**, 223 (1987)
- [6] S.I. Dolinsky et al: Phs.Rep. **202**, 99 (1991)  
L. Stanco (DM2 Collaboration): Proc. Hadron'91, Maryland, 1991; ed Y. Oneda and D. Peaslee (World Scientific, Singapore, 1992) p.
- [7] C. Bacci et al: Nucl.Phys. **B184**, 31 (1981)  
G. Cosme et al: Nucl.Phys. **B152** 215 (1979)
- [8] A.B. Clegg and A. Donnachie: Z.Phys. **C62**, 455 (1994)  
A. Donnachie and A.B. Clegg: Phys.Rev. **D51**, 4979 (1995)
- [9] N.N. Achasov and A.A. Kozhevnikov: Phys.Rev. **D55**, 2663 (1997)
- [10] Antonelli et al: Phys.Lett. **B212**, 133 (1988)
- [11] Fukui et al: Phys.Lett. **B202**, 133 (1988)
- [12] Abele et al (Crystal Barrel Collaboration): Phys.Lett. **B391**, 191 (1997)  
U. Thoma (Crystal Barrel Collaboration): Proc. Hadron'97, BNL, 1997; ed S-U Chung and H.J. Willutski (American Institute of Physics, New York, 1998) p.322
- [13] Antonelli et al: Z.Phys. **56**, 15 (1992)
- [14] R. McCrady (Crystal Barrel Collaboration): Proc. Hadron'97, BNL, 1997; ed S-U Chung and H.J. Willutski (American Institute of Physics, New York, 1998) p.331
- [15] D. Aston et al (LASS Collaboration): Nucl.Phys. **BPS21**, 105 (1991)
- [16] S. Godfrey and N. Isgur: Phys.Rev. **D32**, 189 (1985)
- [17] G. Busetto and L. Oliver: Z.Phys. **C20**, 247 (1983)  
P. Geiger and E.S. Swanson: Phys.Rev. **D50**, 6855 (1994)  
H.G. Blundell and S. Godfrey: Phys.Rev. **D53**, 3700 (1996)
- [18] R. Kokoski and N. Isgur: Phys.Rev. **D35**, 907 (1987)
- [19] A. LeYaouanc, L. Oliver, O. Pene and J. Raynal: Phys.Rev. **D8**, 2223 (1973)
- [20] E.S. Ackleh, T. Barnes and E.S. Swanson: Phys.Rev. **D54**, 6811 (1996)
- [21] T. Barnes, F.E. Close, P.R. Page and E.S. Swanson: Phys.Rev. **D55**, 4157 (1997)
- [22] A. Donnachie and Yu.S. Kalashnikova: private communication

- [23] A. Donnachie and Yu.S. Kalashnikova: Z.Phys. **C59**, 621 (1993)
- [24] F.E. Close and P.R. Page: Phys.Rev. **D56**, 1584 (1997)
- [25] Yu.S. Kalashnikova: Z.Phys. **C62**, 323 (1994)
- [26] D.P. Weygand (E852 Collaboration): Proc. HADRON'97, BNL; ed S-U Chung and H.J. Willutski (American Institute of Physics, New York, 1998) p.313
- [27] Yu.P. Gouz (VES Collaboration): Proc. XXVI ICHEP (DALLAS, 1992),ed. J.R. Sanford, p.572
- [28] D. Ryabchikov (E852 Collaboration): Proc. Hadron'97, BNL; ed S-U Chung and H.J. Willutski (American Institute of Physics, New York, 1998) p.527
- [29] P.R. Page: Phys.Lett. **B415**, 205 (1997)
- [30] D.R. Thompson et al (E852 Collaboration): Phys.Rev.Lett. **79**, 1630 (1997)
- [31] A. Abele et al (Crystal Barrel Collaboration): Phys.Lett. **B423**, 175 (1998)
- [32] A. Zaitsev (VES Collaboration): Proc. Hadron'97, BNL, 1997; ed S-U Chung and H.J. Willutski (American Institute of Physics, New York, 1998) p.461  
D.V. Amelin (VES Collaboration): *ibid* p.770
- [33] D.V. Amelin et al (VES Collaboration): Phys.Lett. **B356**, 595 (1995)
- [34] A. Donnachie and P.R. Page: Phys.Rev. **D58**, 114012 (1998)
- [35] T. Barnes and F.E. Close: Phys.Lett. **116B**, 365 (1982); *ibid*, **123B**, 89 (1983)  
T. Barnes, F.E. Close and F. de Viron: Nucl.Phys. **B224** 241 (1983)
- [36] M. Chanowitz and S. Sharpe: Nucl.Phys. **B222** 211 (1983)
- [37] N. Isgur and J.E. Paton: Phys.Lett. **124B**, 247 (1983)  
N. Isgur, R. Kokoski and J.E. Paton: Phys.Rev.Lett. **54**, 869 (1985)  
N. Isgur and J.E. Paton: Phys.Rev. **D31**, 2910 (1985)  
T. Barnes, F.E. Close, E.S. Swanson: Phys.Rev. **D52**, 5242 (1995)
- [38] Yu.S. Kalashnikova and Yu.B. Yufryakov: Phys. Lett. **B359**, 175 (1995)  
Yu.S. Kalashnikova and Yu.B. Yufryakov: Phys. At. Nucl. **60**, 307 (1997)
- [39] I.I. Balitsky, D.I. Dyakonov and A.V. Yung: Z.Phys. **C33**, 265 (1986)
- [40] J.I. Latorre, P. Pascual and S. Narison: Z.Phys. **C34**, 347 (1987)
- [41] P.R. Page: hep-ph/9806233, Proc. MESON'98, Cracow, Poland (in press)
- [42] A.P. Szczepaniak and E.S. Swanson: Phys.Rev. **D55**, 3987 (1997)
- [43] P. Lacock et al (UKQCD Collaboration): Phys.Rev. **D54**, 6997 (1996); Phys.Lett. **B401**, 308 (1997)
- [44] F. Iddir, A. Le Yaouanc, L. Oliver, O. Pène and J.C. Raynal: Phys.Lett. **B205**, 564 (1988)  
A. Le Yaouanc, L. Oliver, O. Pène, J.C. Raynal and S. Ono: Z.Phys. **C28**, 309 (1985)
- [45] P.R. Page, E.S. Swanson and A.P. Szczepaniak: hep-ph/9808346
- [46] F.E. Close Proc. HADRON'97, BNL; ed S-U Chung and H.J. Willutski (American Institute of Physics, New York, 1998) p.892
- [47] N.A. Tornqvist: Z.Phys. **C68**, 647 (1995)

- [48] J.J. Manak (E852 Collaboration): Ph.D Thesis, Notre Dame University
- [49] D. Alde et al (GAMS Collaboration): PAN **60**, 386 (1997)
- [50] Fukui et al: Phys.Lett. **B267**, 293 (1991)
- [51] D.Weygand (E852 Collaboration): Proc. HADRON'95, Manchester 1995; ed. M. Birse, G. Lafferty and J. McGovern (World Scientific, singapore,1996) p.241
- [52] A. Abele et al (Crystal Barrel Collaboration): Phys.Lett. **B380**, 453 (1996)
- [53] A. Bertin et al (Obelix Collaboration): Phys.Lett. **B414**, 220 (1997)
- [54] R. Aaron and R.S. Longacre: Phys.Rev. **D24**, 1207 (1981)
- [55] K. Gottfried: Phys.Rev.Lett. **40**, 538 (1978)  
T.-M. Yan: Phys.Rev. **D22**, 1652 (1980)  
Y.-P. Kuang and T.-M. Yan: Phys.Rev. **D24**, 2874 (1981)  
J.-W. Chen and M.J. Savage: Phys.Rev. **D57**, 2837 (1998)
- [56] A. Donnachie and N. Isgur: private communication
- [57] A.B. Clegg and A. Donnachie: Z.Phys.**C45** 677 (1990)
- [58] A.B. Clegg, A. Donnachie and Yu.S. Kalashnikova: in preparation
- [59] S.D. Protopopescu et al: Phys.Rev **D7** 1279 (1973)  
B. Hyams et al: Nucl.Phys. **B64** 134 (1973)  
L. Rosselet et al: Phys.Rev. **D15** 574 (1977)