

Quark initiated coherent diffractive production of muon pair and W boson at hadron colliders

Feng Yuan

Department of Physics, Peking University, Beijing 100871, People's Republic of China

Kuang-Ta Chao

China Center of Advanced Science and Technology (World Laboratory), Beijing 100080, People's Republic of China

and Department of Physics, Peking University, Beijing 100871, People's Republic of China

Abstract

The large transverse momentum muon pair and W boson productions in the quark initiated coherent diffractive processes at hadron colliders are discussed under the framework of the two-gluon exchange parametrization of the Pomeron model. In this approach, the production cross sections are related to the small- x off-diagonal gluon distribution and the large- x quark distribution in the proton (antiproton). By approximating the off-diagonal gluon distribution by the usual gluon distribution function, we estimate the production rates of these processes at the Fermilab Tevatron.

PACS number(s): 12.40.Nn, 13.85.Ni, 14.40.Gx

I. INTRODUCTION

In recent years, there has been a renaissance of interest in diffractive scattering. These diffractive processes are described by the Regge theory in terms of the Pomeron (\mathbb{P}) exchange [1]. The Pomeron carries quantum numbers of the vacuum, so it is a colorless entity in QCD language, which may lead to the “rapidity gap” events in experiments. However, the nature of the Pomeron and its interaction with hadrons remain a mystery. For a long time it had been understood that the dynamics of the “soft Pomeron” was deeply tied to confinement. However, it has been realized now that much can be learned about QCD from the wide variety of small- x and hard diffractive processes, which are now under study theoretically and experimentally.

On the other hand, as we know that there exist nonfactorization effects in the hard diffractive processes at hadron colliders [2–5]. First, there is the so-called spectator effect [4], which can change the probability of the diffractive hadron emerging from collisions intact. Practically, a suppression factor (or survive factor) “ S_F ” is used to describe this effect [6]. Obviously, this suppression factor can not be calculated in perturbative QCD, and is now viewed as a nonperturbative parameter. Typically, the suppression factor S_F is determined to be about 0.1 at the energy scale of the Fermilab Tevatron [5]. Another nonfactorization effect discussed in literature is the coherent diffractive processes at hadron colliders [3], in which the whole Pomeron is induced in hard scattering. It is proved in [3] that the existence of the leading twist coherent diffractive process is associated with a breakdown of the QCD factorization theorem.

Recently, we have shown that these coherent diffractive processes can be studied in the two-gluon exchange model [7–9], and have calculated the diffractive J/ψ and charm jet production rates at hadron colliders [10,11]. The two-gluon exchange parametrization of the Pomeron were previously used to describe the diffractive processes in photoproduction at ep colliders [7–9]. An important feature of this model recently demonstrated is the sensitivity of the production cross section to the off-diagonal parton distribution functions in the proton [13].

As sketched in Fig.1, the color-singlet two-gluon system (representing the Pomeron) is emitted from one hadron and interacts with another hadron by scattering off its partons in a hard scattering process. This process is a coherent diffractive process. The processes calculated in [10,11] are the gluon induced processes, i.e., the parton (emitted from the upper hadron) involved in the hard process is the gluon. Here, in this paper, the processes that will be calculated are the quark initiated processes. Following the method introduced in [10,11], we calculate the massive muon pair and W boson production in the coherent diffractive processes at hadron colliders in the leading logarithmic approximation (LLA) of QCD. As shown in Fig.1, the massive muon pair is produced via a time-like virtual photon γ^* . So, we only need to calculate the process of a virtual photon production, $p\bar{p} \rightarrow q\gamma^*p + X$, and the virtuality of the photon M^2 is equal to the invariant mass of produced muon pair.

Because of the quark participation in these processes, we expect that the production cross sections of these processes are sensitive to the large- x quark distribution in the proton. As has been shown in [10,11], the gluon initiated coherent processes are sensitive to the small- x gluon distribution in the proton. However, all of these coherent processes are sensitive to the off-diagonal gluon distribution in the proton, which is the typical property of the two-gluon

exchange parametrization of the Pomeron model calculated previously and here.

The diffractive production of heavy quark jet at hadron colliders has also been studied by using the two-gluon exchange model in Ref. [12]. However, their calculation method is very different from ours ¹. In their calculations, they separated their diagrams into two parts, and called one part the coherent diffractive contribution to the heavy quark production. However, this separation can not guarantee the gauge invariance [11]. In our approach, we follow the definition of Ref. [3], i.e., we call the process in which the whole Pomeron participants in the hard scattering process as the coherent diffractive process. Under this definition, all of the diagrams plotted in Fig.2 for the partonic processes $qp \rightarrow q\gamma^*p$ and $qp \rightarrow q'Wp$ contribute to the coherent diffractive production.

In addition, we must emphasize that in this paper we only consider the diffractive muon pair (or W) production in the ‘‘Pomeron Fragmentation region’’, i.e., $M_X^2 \sim 4k_T^2$, where M_X^2 is the invariance mass of the diffractive final states and k_T is the transverse momentum of the muon pair.

The rest of the paper is organized as follows. In Sec.II, we give the cross section formulas for the partonic processes $qp \rightarrow \gamma^*qp$ and $qp \rightarrow W^\pm qp$ in LLA QCD. We use the Feynman rule method [14] in the calculations. The numerical results are given in Sec.III for diffractive massive muon pair and W boson productions at large transverse momentum at the Fermilab Tevatron. The conclusion is given in Sec.IV.

II. LLA FORMULA FOR THE PARTONIC PROCESS

The Feynman diagrams of the partonic processes are the same for the γ^* production and the W boson production except the difference of the electroweak vertex in these two processes. So, in the following, we will mainly focus on the calculation of the γ^* production process. The W boson production cross section will be obtained by the similar method.

As sketched in Fig.1, the cross section for the diffractive muon pair production at hadron colliders ($p\bar{p}$ at the Tevatron) can be formulated as

$$d\sigma(p\bar{p} \rightarrow \mu^+\mu^-p + X) = \int dx_1 d\hat{\sigma}(qp \rightarrow \mu^+\mu^-qp) f_q(x_1, Q^2), \quad (1)$$

where x_1 is the longitudinal momentum fraction of the antiproton carried by the incident quark of flavor q . $f_q(x_1, Q^2)$ is the quark distribution function in the antiproton, and Q^2 is the scale of the hard process. $d\hat{\sigma}(qp \rightarrow \mu^+\mu^-qp)$ is the cross section for the partonic process $gp \rightarrow \mu^+\mu^-gp$.

In the diffractive partonic process $qp \rightarrow \gamma^*qp$, at the leading order of perturbative QCD, there are four diagrams shown in Fig.2. The two-gluon system coupled to the diffractive proton is in a color-singlet state, which characterizes the diffractive processes in perturbative QCD. Due to the positive signature of these diagrams (color-singlet exchange), the real part of the amplitude cancels out in the leading logarithmic approximation. To evaluate the imaginary part of the amplitude, we must calculate the discontinuity represented by the crosses in each diagram of Fig.2.

¹For detailed discussions and comments, please see [11]

The diagrams of Fig.2 show that the process $qp \rightarrow \gamma^* qp$ is by crossing related to the photoproduction process $\gamma^* p \rightarrow q\bar{q}p$ in ep collisions. But the virtualities of the photons in these two processes are not the same. In the photoproduction process (DIS) the virtual photon is space-like, while in the massive muon production process it is time-like. This relation between the above two processes is similar to the relation between the Drell-Yan process at hadron colliders and the deep inelastic scattering process at ep colliders.

In the following calculations, we express the formulas in terms of the Sudakov variables. That is, every four-momenta k_i are decomposed as

$$k_i = \alpha_i q + \beta_i p + k_{iT}, \quad (2)$$

where q and p are the momenta of the incident quark and the proton, $q^2 = 0$, $p^2 = 0$, and $2p \cdot q = W^2 = s$. Here s is the c.m. energy of the quark-proton system, i.e., the invariant mass of the partonic process $qp \rightarrow \gamma^* qp$. α_i and β_i are the momentum fractions of q and p respectively. k_{iT} is the transverse momentum, which satisfies

$$k_{iT} \cdot q = 0, \quad k_{iT} \cdot p = 0. \quad (3)$$

All of the Sudakov variables for every momentum are determined by using the on-shell conditions of the momenta of the external-line and crossed-line particles in the diagram.

The Sudakov variables associated with the momentum k are determined by the on-shell conditions of the outgoing γ^* momentum $k + q$ and the light quark momentum $u - k$. So, the variables α_k and β_k satisfy the following equations:

$$\begin{aligned} \alpha_k M^2 - k_T^2 &= \alpha_k (1 + \alpha_k) M_X^2, \\ \beta_k &= \frac{M^2 - \alpha_k M_X^2}{s}, \end{aligned} \quad (4)$$

where k_T is the transverse momentum of the virtual photon γ^* , M^2 is the virtuality of the photon γ^* (the invariant mass squared of the muon pair), and M_X^2 is the invariant mass squared of the diffractive final system (including the muon pair and the light quark jet), i.e.

$$M_X^2 = (q + u)^2. \quad (5)$$

Because we derive the differential cross section $d\sigma/dt$ at $t = 0$, in the calculations the momentum transfer squared of the diffractive process $qp \rightarrow \gamma^* qp$ is set to be zero, i.e., $u^2 = t = 0$. This identity, together with the above equation Eq. (5), gives the Sudakov variables for momentum u as,

$$\alpha_u = 0, \quad \beta_u = \frac{M_X^2}{s}, \quad \vec{u}_T^2 = 0. \quad (6)$$

Similarly, for the momentum l , the Sudakov variables are

$$\begin{aligned} \alpha_l &= -\frac{l_T^2}{s}, \\ \beta_l &= \frac{2(k_T, l_T) - (1 - \beta_k)l_T^2}{\alpha_k s}, \quad \text{for Diag. 1, 2,} \\ \beta_l &= -\frac{M_X^2 - l_T^2}{s}, \quad \text{for Diag. 3, 4,} \end{aligned} \quad (7)$$

where (k_T, l_T) is the 2-dimensional product of the vector \vec{k}_T and \vec{l}_T . We can see that β_l is not the same for these four diagrams, as it is in the case of the diffractive charm jet and J/ψ production processes [10,11].

Among these variables, there are two small parameters,

$$\beta_u \ll 1, \quad \frac{l_T^2}{M_X^2} \ll 1, \quad (8)$$

which are the basic expansion parameters in the following calculations.

With the variables introduced above, the differential cross section formula for the partonic process $qp \rightarrow \gamma^* qp$ can be written as

$$\frac{d\hat{\sigma}}{dt}|_{t=0} = \frac{dM_X^2 dk_T^2 d\alpha_k}{16s^2 16\pi^3 M_X^2} \delta(\alpha_k(1 + \alpha_k) + \frac{k_T^2 - \alpha_k M^2}{M_X^2}) \sum |\overline{\mathcal{A}}|^2, \quad (9)$$

where \mathcal{A} is the amplitude of the process $qp \rightarrow \gamma^* qp$. We know that the real part of the amplitude \mathcal{A} is zero, and the imaginary part of the amplitude $\mathcal{A}(gp \rightarrow \gamma^* qp)$ for each diagram of Fig.2 has the following general form,

$$\text{Im}\mathcal{A} = C_F \int \frac{d^2 l_T}{(l_T^2)^2} F \times \bar{u}(u - k) \Gamma_\mu u(q), \quad (10)$$

where $C_F = 2/9$ is the color factor for each diagram. Γ_μ represents some γ matrices including one propagator. F in the integral is defined as

$$F = \frac{3}{2s} g_s^2 e e_q f(x', x''; l_T^2), \quad (11)$$

where

$$f(x', x''; l_T^2) = \frac{\partial G(x', x''; l_T^2)}{\partial \ln l_T^2}, \quad (12)$$

where the function $G(x', x''; k_T^2)$ is the so-called off-diagonal gluon distribution function [13]. Here, x' and x'' are the momentum fractions of the proton carried by the two gluons. It is expected that for small x , there is no big difference between the off-diagonal and the usual diagonal gluon densities [15]. So, in the following calculations, we estimate the production rate by approximating the off-diagonal gluon density by the usual diagonal gluon density, $G(x', x''; Q^2) \approx xg(x, Q^2)$, where $x = x_P = M_X^2/s$.

In the amplitude Eq. (10), we see that the leading logarithmic contribution comes from the terms in Γ_μ which are proportional to l_T^2 . So, we can expand Γ_μ in terms of l_T^2 , and take the leading order terms (l_T^2), and neglect the higher order terms.

Futhermore, we note that in the integral of Eq. (10) the l_T^0 terms in Γ_μ coming from all diagrams must be canceled out by each other. Otherwise, their net sum (order of l_T^0) will lead to a linear singularity as $l_T^2 \rightarrow 0$ when we perform the integration over l_T^2 . The linear singularity is not proper in QCD calculations. So, we first examine the behavior of the amplitude at the order of l_T^0 , i.e., in the limit of $l_T^2 \rightarrow 0$. In this limit, the Γ_μ for each diagram has the following form,

$$\begin{aligned}
\Gamma_\mu^{(1)} &= -\Gamma_\mu^{(2)} = \frac{s^2}{M_X^2} \alpha_k \gamma_\mu, \\
\Gamma_\mu^{(3)} &= -\Gamma_\mu^{(4)} = \frac{s^2}{M_X^2} \gamma_\mu.
\end{aligned} \tag{13}$$

To obtain the above result, we have used the following equations,

$$\begin{aligned}
\bar{u}(u - k)(\not{u} - \not{k}) &= 0, \\
\not{q}v(q) &= 0.
\end{aligned} \tag{14}$$

From Eq. (13), we can see that the contributions of Γ_μ at the order of l_T^0 from the four diagrams are canceled out by each other. There is no contribution to the amplitude Eq. (10) at this order. This is what we expected as mentioned above.

From the above analysis, we see that only after summing up all of the four diagrams contributions it can give a gauge invariant amplitude for the partonic process $qp \rightarrow q\gamma^*p$. So, the separation of the diagrams according to Ref. [12] is not correct.

At the next order expansion of Γ_μ , l_T^2 , the evaluation is much more complicated, but nevertheless straightforward. We first give the expansion result for the propagators. To the order of l_T^2 , they are

$$\begin{aligned}
g_1 &= \frac{1}{\alpha_k M_X^2}, & g_4 &= \frac{1}{M_X^2}, \\
g_2 &= \frac{1}{M_X^2} \left[1 + \frac{1 + \alpha_k - \beta_k}{\alpha_k M_X^2} l_T^2 + \frac{4(k_T, l_T)^2}{(\alpha_k M_X^2)^2} - \frac{2(k_T, l_T)}{\alpha_k M_X^2} \right], \\
g_3 &= \frac{1}{\alpha_k} g_2.
\end{aligned} \tag{15}$$

Apart from the propagator expansion, the γ matrices in Γ_μ also contain the l_T^2 terms. They mostly come from the Sudakov variables (expressed in l_T^2) of momentum l , i.e., α_l , β_l , and the slasher \not{l}_T . Furthermore, the 2-dimensional product (k_T, l_T) also contributes l_T^2 terms. After integrating over the azimuth angle of \vec{l}_T , we get the following result,

$$\begin{aligned}
\int d^2 l_T (k_T, l_T)^2 &= \frac{\pi}{2} \int dl_T^2 k_T^2 l_T^2, \\
\int d^2 l_T (k_T, l_T) \not{l}_T &= \frac{\pi}{2} \int dl_T^2 \not{k}_T l_T^2.
\end{aligned} \tag{16}$$

To simplify our calculations, the contributions from the four diagrams are added together, and decomposed into several terms as follows.

The terms (defined as *a*-term) coming from the slasher \not{l}_T in the γ matrices, for all these four diagrams to being summed up together, are

$$\Gamma_\mu^{(a)} = -\frac{l_T^2}{M_X^2} \frac{1 + \alpha_k}{\alpha_k} \not{l}_T \gamma_\mu \not{l}_T. \tag{17}$$

The terms (*b*-term) from $\alpha_l = -\frac{l_T^2}{M_X^2}$ are

$$\Gamma_\mu^{(b)} = \frac{l_T^2}{M_X^2} \left[(1 + \alpha_k) s \gamma_\mu - \frac{1 + \alpha_k}{\alpha_k} \not{k} \not{\gamma}_\mu \right]. \quad (18)$$

The terms (*c*-term) from the propagator expansion are

$$\Gamma_\mu^{(d)} = -\frac{l_T^2}{(M_X^2)^2} (1 + \alpha_k) s^2 \left(\frac{1 + \alpha_k - \beta_k}{\alpha_k} + \frac{2k_T^2}{\alpha_k^2 M_X^2} \right) \gamma_\mu. \quad (19)$$

The last terms come from those which are proportional to “ $(k_T, l_T) \not{l}_T$ ”. They are (*d*-term)

$$\Gamma_\mu^{(e)} = \frac{l_T^2}{(M_X^2)^2} \frac{1 + \alpha_k}{\alpha_k^2} (\alpha_k s \gamma_\mu \not{k}_T \not{l}_T - s \not{l}_T \not{k}_T \gamma_\mu). \quad (20)$$

Adding up all of the above *a*, *b*, *c*, *d* terms, we get the amplitude squared for the diffractive process $qp \rightarrow \gamma^* qp$ as, after averaging over the spin and color degrees of freedoms,

$$\sum |\overline{\mathcal{A}}|^2 = \frac{16^2 \alpha_s^2 \alpha e_q^2 \pi^5}{9} \frac{s^2 M^2}{(M_X^2)^6} \left(\frac{1 + \alpha_k}{\alpha_k} \right)^2 [2(1 + \alpha_k) M^2 M_X^2 - \alpha_k (M_X^2)^2 - 2(M^2)^2] (xg(x, Q^2))^2. \quad (21)$$

To obtain the above result, we have only taken the leading order contribution, and neglected the higher order contribution which is proportional to $\beta_u = M_X^2/s$. The factorization scale in the gluon density is very important because we know that the parton distributions at small x change rapidly with this scale. In Ref. [12], they used different scales for their two parts of the diagrams for the partonic process. However, as discussed in the above calculations, all of the four diagrams must be summed together to give a gauge invariant amplitude for the coherent diffractive production at hadron colliders. So, the scales of the four diagrams must be the same, for which we choose it to be Q^2 . The separation in [12] is not gauge invariant.

Finally, we get the differential cross section for the partonic process $qp \rightarrow \gamma^* qp$ in the LLA of QCD,

$$\begin{aligned} \frac{d\hat{\sigma}}{dt} \Big|_{t=0} &= dM_X^2 dk_T^2 d\alpha_k \frac{\pi^2 \alpha_s^2 \alpha e_q^2}{9} [xg(x, Q^2)]^2 \left(\frac{1 + \alpha_k}{\alpha_k} \right)^2 \\ &\frac{M^2 [2((1 + \alpha_k) M^2 M_X^2 - \alpha_k (M_X^2)^2 - 2(M^2)^2)]}{(M_X^2)^6 \sqrt{(M_X^2 - M^2)^2 - 4k_T^2 M_X^2}} [\delta(\alpha_k - \alpha_1) + \delta(\alpha_k - \alpha_2)], \end{aligned} \quad (22)$$

where $\alpha_{1,2}$ are the solutions of the following equations,

$$\alpha(1 + \alpha) + \frac{k_T^2 - \alpha M^2}{M_X^2} = 0. \quad (23)$$

With this differential cross section formula for the partonic process $qp \rightarrow \gamma^* qp$, we can get the differential cross section for the partonic process of massive muon pair production $qp \rightarrow \mu^+ \mu^- qp$,

$$\frac{d\hat{\sigma}(qp \rightarrow \mu^+ \mu^- qp)}{dM^2 dt} \Big|_{t=0} = \frac{\alpha}{3\pi M^2} \frac{d\hat{\sigma}(qp \rightarrow \gamma^* qp)}{dt} \Big|_{t=0}. \quad (24)$$

For the W^\pm boson production processes, the differential cross section formula $d\sigma/dt$ can be easily obtained from Eq. (22) by making the following replacements,

$$M \rightarrow M_W, \quad \alpha e_q^2 \rightarrow 2 \frac{g_w^2}{4\pi}, \quad (25)$$

where $g_w = G_F M_W^2 / \sqrt{2}$.

III. NUMERICAL RESULTS

With the cross section formulas given in last section, we can calculate the cross section of the diffractive production at the hadron level. However, as mentioned above, there exist nonfactorization effects caused by the spectator interactions in the hard diffractive processes in hadron collisions. Here, we use a suppression factor \mathcal{F}_S to describe this nonfactorization effects in the hard diffractive processes at hadron colliders [4]. At the Tevatron, the value of \mathcal{F}_S may be as small as $\mathcal{F}_S \approx 0.1$ [4,5]. That is to say, the total cross section of the diffractive processes at the Tevatron may be reduced down by an order of magnitude due to the nonfactorization effects. In the following numerical calculations, we adopt this suppression factor value to evaluate the diffractive production rates of massive muon pair and W boson at the Fermilab Tevatron.

In the numerical calculations, we take the input parameters as follows,

$$\alpha = 1/128, \quad M_W = 80.33 \text{ GeV}, \quad G_F = 1.15 \times 10^{-5} \text{ GeV}^{-2}. \quad (26)$$

The scales for the running coupling constant and the parton distribution function are set to be the same. For the numerical calculations, the scale is set to be $Q^2 = M^2 + k_T^2$ for massive muon pair production (here we still use $\alpha = 1/128$ for this process approximately) and $Q^2 = M_W^2$ for the W boson production. For the parton distribution functions, we select the GRV NLO set [16].

The numerical results for the massive muon pair production at large transverse momentum in the coherent diffractive processes at the Fermilab Tevatron are shown in Fig.3 and Fig.4. In Fig.3, we plot the double differential cross section $d^2\sigma^{\mu\mu}/dM^2 dt|_{t=0}$ as a function of the lower bound of the transverse momentum of the muon pair $k_{T\min}$, where we set $M^2 = 5 \text{ GeV}^2$. In Fig.4, we plot the double differential cross section as a function of the lower bound of the momentum fraction $x_1, x_{1\min}$. This figure shows that the dominant contribution to the cross section comes from the region of $x_1 \sim 10^{-1}$. Comparing this result with that of the diffractive J/ψ and charm jet production cross sections, we find that the dominant contribution region of x_1 to the cross section of muon pair production here is some orders of magnitude larger than that of J/ψ and charm jet production. This is understandable, because the cross sections for the diffractive processes at hadron colliders depend on the parton distribution functions as the following form,

$$d\sigma \propto f_q(x_1, Q^2)(g(x, Q^2))^2, \quad (27)$$

where x_1 is the longitudinal momentum fraction of the proton (or antiproton) carried by the incident parton (quark or gluon). In the diffractive J/ψ and charm jet production processes, the incident parton is the gluon, so the cross section is sensitive to the small- x gluon distribution function in the proton. In the diffractive massive muon pair and W boson production processes calculated here, the incident parton is the quark, so the cross section is sensitive to the large- x quark distribution in the proton. However, the dependence of the cross sections on the second factor $(g(x, Q^2))^2$ is the same for these two types of processes (the quark induced and the gluon induced processes). This feature is due to the two-gluon exchange model calculation for the diffractive processes.

The numerical results on the diffractive W boson production at the Fermilab Tevatron are plotted in Fig.5 and Fig.6. In these two figures, we only plot the diffractive W^+ production

cross section in the process $p\bar{p} \rightarrow W^+\bar{p}X$. W^- production in $(p\bar{p} \rightarrow W^-\bar{p}X)$ process and W^\pm production in $(p\bar{p} \rightarrow W^\pm pX)$ can be obtained similarly. In Fig.5, we plot the differential cross section $d\sigma^W/dt|_{t=0}$ as a function of the lower bound of the transverse momentum $k_{T\min}$. In Fig.6, we plot the dependence of the cross section on $x_{1\min}$, where we set $k_{T\min} = 5 \text{ GeV}$. From this figure, we see that the dominant contribution comes from the region of $x_1 > 10^{-1}$. This is because the large mass of the W boson requires the value of x_1 larger than that for the low mass muon pair production.

For the possibility about the experimental measurement of the coherent diffractive production, we think that some other mechanisms may be important in perturbative QCD beyond the two-gluon exchange model, such as quark pair exchange. We note that quark pair exchange is suppressed for the case of valence quarks by the factor $\beta_u = M_X^2/s$ and corresponds to the secondary Reggeons (ρ , ω , f , ...) exchange. So, the ‘valence’ and ‘sea’ quark contributions may be different for the quark pair exchange processes. Work along this way is in preparation. Also, the survival factor and the off-diagonal parton distribution function may cause uncertainties as well. So, we will leave the discussions about the experimental measurement in a forthcoming paper.

IV. CONCLUSIONS

In this paper, we have derived the formula for the quark initiated coherent diffractive processes at hadron colliders in perturbative QCD by using the two-gluon exchange parametrization of the Pomeron model. We have shown that production cross sections of massive muon pair and W boson are related to the off-diagonal gluon distribution and large- x quark distribution in the proton (antiproton). To estimate the production rates for these processes, we have approximated the off-diagonal gluon distribution by the usual gluon distribution function in the proton.

By now, we have studied the coherent diffractive processes at hadron colliders by using the two-gluon exchange model including the J/ψ production [10], the charm jet production [11], and the massive muon pair and W boson productions. All of these processes have a common feature: there is a large energy scale associated with these processes to guarantee the application of perturbative QCD, i.e., M_ψ for J/ψ production, m_c for the charm jet production, M^2 for the massive muon pair production, and M_W for the W boson production. And another common feature is the sensitivity to the off-diagonal gluon distribution function in all these processes (for detailed discussion see [11]). Therefore, these diffractive production processes will open a useful window for the study of the off-diagonal gluon distribution function in the proton.

ACKNOWLEDGMENTS

This work was supported in part by the National Natural Science Foundation of China, the State Education Commission of China, and the State Commission of Science and Technology of China.

REFERENCES

- [1] P.D.B. Collins, *An introduction to Regge theory and high energy physics*, Cambridge University Press, Cambridge (1977).
- [2] P.V. Landshoff and J.C. Polkinghorne, Nucl. Phys. **B33**, 221 (1971), **B36**, 642 (1972); F. Henyey and R. Savit, Phys. Lett. **B52**, 71 (1974); J.L. Cardy and G.A. Winbow, Phys. Lett. **B52**, 95 (1974); C. DeTar, S.D. Ellis and P.V. Landshoff, Nucl. Phys. **B87**, 176 (1975).
- [3] J.C. Collins, L. Frankfurt and M. Strikman, Phys. Lett. **B307**, 161 (1993);
- [4] D.E. Soper, talk at DIS97 conference, Chicago, April 1997, hep-ph/9707384.
- [5] F. Abe et al., Phys. Rev. Lett. **78**, 2698 (1997); F. Abe et al., Phys. Rev. Lett. **79**, 2636 (1997).
- [6] J.D.Bjorken, Phys. Rev. **D45**, 4077 (1992); **D47**, 10 (1993); E.Gotsman, E. Levin and U. Maor, Phys. Lett. **B309**, 199 (1993); Nucl. Phys. **B493**, 354 (1997); hep-ph/9804404; R.S.Fletcher, Phys. Rev. **D48**, 5162 (1993). A.D. Martin, M.G. Ryskin and V.A. Khoze, Phys. Rev. **D56**, 5867 (1997).
- [7] M.G. Ryskin, Z. Phys. **C37**, 89 (1993); M.G. Ryskin, et al., Z. Phys. **C76**, 231 (1996).
- [8] S.J. Brodsky et al., Phys. Rev. **D50**, 3134 (1994); L. Frankfurt et al., Phys. Rev. **D57**, 512 (1998).
- [9] T. Gehrmann and W.J. Stitling, Z. Phys. **C70**, 69 (1996); M. Genovese et al., Phys. Lett. **B378**, 347 (1996); E.M. Levin et al., hep-ph/9606443.
- [10] F. Yuan, J.S. Xu, H.A. Peng, and K.T. Chao, Phys. Rev. **D58**, 114016 (1998).
- [11] F. Yuan and K.T. Chao, hep-ph/9810340.
- [12] G. Alves, E. Levin, and A. Santoro, Phys. Rev. **D55**, 2683 (1997).
- [13] X. Ji, Phys. Rev. Lett. **78**, 610 (1997), Phys. Rev. **D55**, 7114 (1997); A.V. Radyushkin, Phys. Lett. **B385**, 333 (1996), Phys. Lett. **B380**, 417 (1996), Phys. Rev. **D56**, 5524 (1997).
- [14] E. Levin and M. Wüsthoff, Phys. Rev. **D50**, 4306 (1994).
- [15] P. Hoodbhoy, Phys. Rev. **D56**, 388 (1997); L. Frankfurt et al., Phys. Lett. **B418**, 345 (1998); A.D. Martin and M.G. Ryskin, Phys. Rev. **D57**, 6692 (1998).
- [16] M. Glück et al. Z. Phys. **C67**, 433 (1995).

Figure Captions

Fig.1. Sketch diagram for the diffractive virtual photon γ^* and W boson productions at hadron colliders in perturbative QCD.

Fig.2. The lowest order perturbative QCD diagrams for partonic process $qp \rightarrow \gamma^* qp$. The crosses in each diagram represent the discontinuity we calculated in the evaluation of the imaginary part of the amplitude.

Fig.3. The double differential cross section $d^2\sigma^{\mu\mu}/dM^2dt|_{t=0}$ at $M^2 = 5 \text{ GeV}^2$ for the massive muon pair production at the Fermilab Tevatron as a function of $k_{T\min}$. $k_{T\min}$ is the lower bound of the transverse momentum of the muon pair.

Fig.4. The double differential cross section $d^2\sigma^{\mu\mu}/dM^2dt|_{t=0}$ at $M^2 = 5 \text{ GeV}^2$ as a function of $x_{1\min}$, where we set $k_{T\min} = 5 \text{ GeV}$. $x_{1\min}$ is the lower bound of the momentum fraction of the proton carried by the incident quark.

Fig.5. The differential cross section $d\sigma^W/dt|_{t=0}$ for the W^+ boson production in the diffractive process $p\bar{p} \rightarrow W^+\bar{p}X$ at the Fermilab Tevatron as a function of $k_{T\min}$.

Fig.6. The differential cross section $d\sigma^W/dt|_{t=0}$ as a function of $x_{1\min}$, where we set $k_{T\min} = 5 \text{ GeV}$.

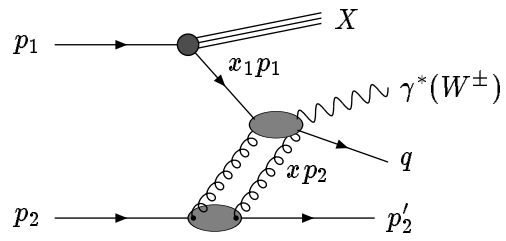


Fig.1

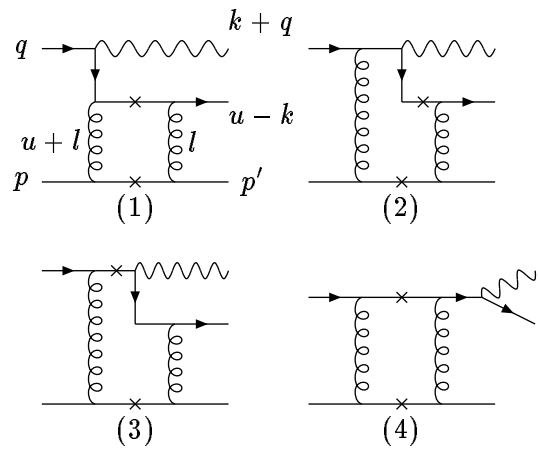


Fig.2

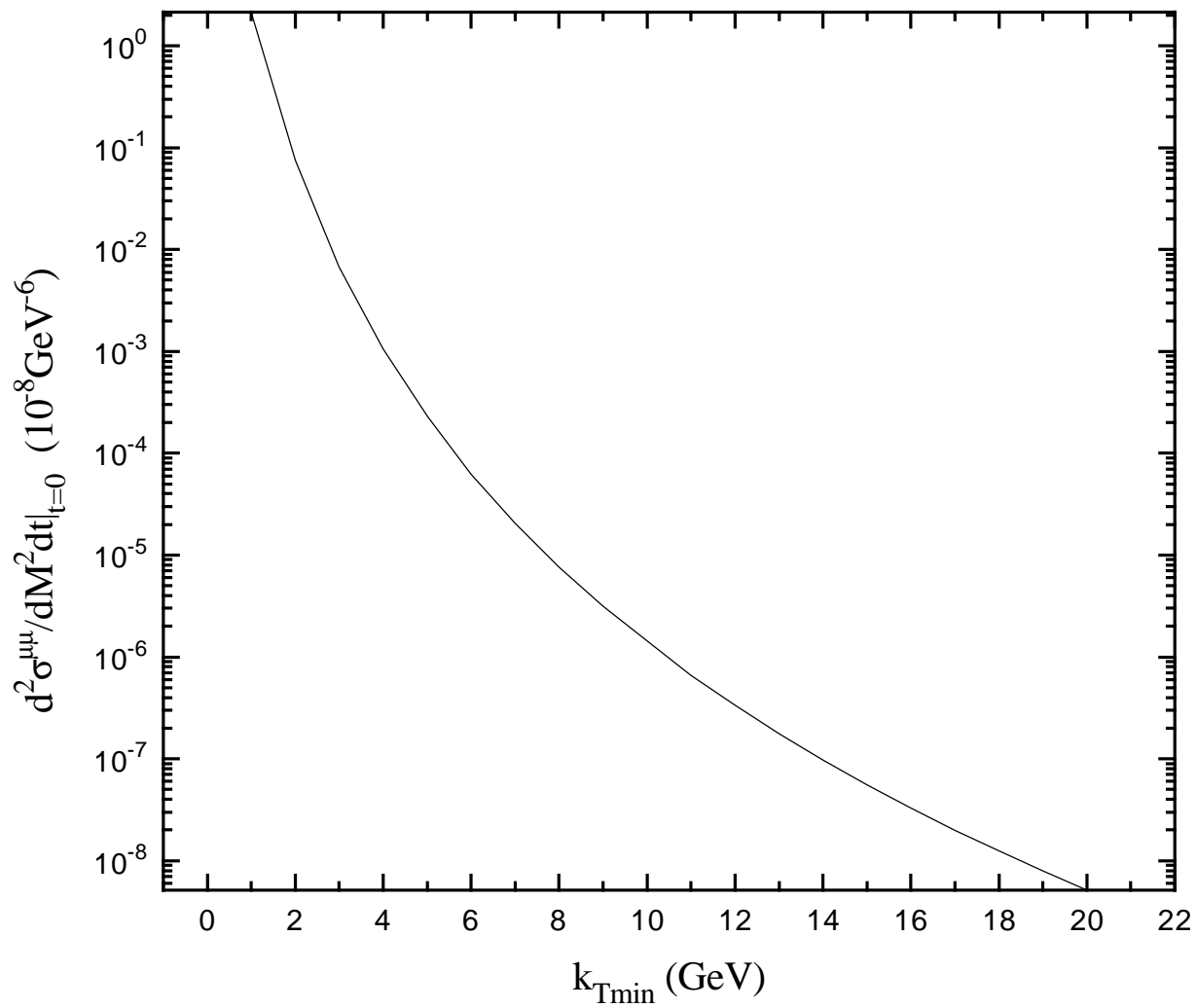


Fig.3

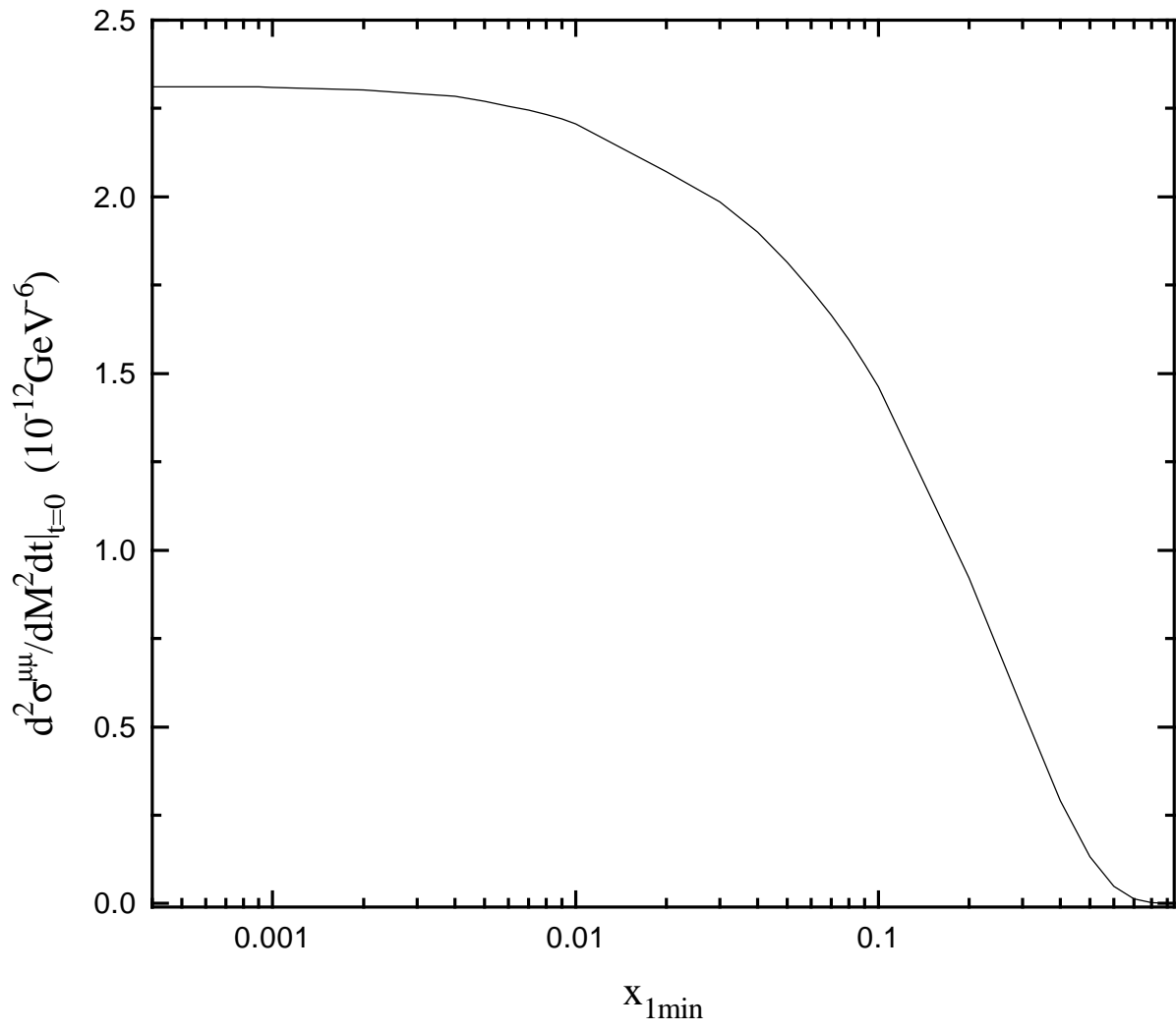


Fig.4

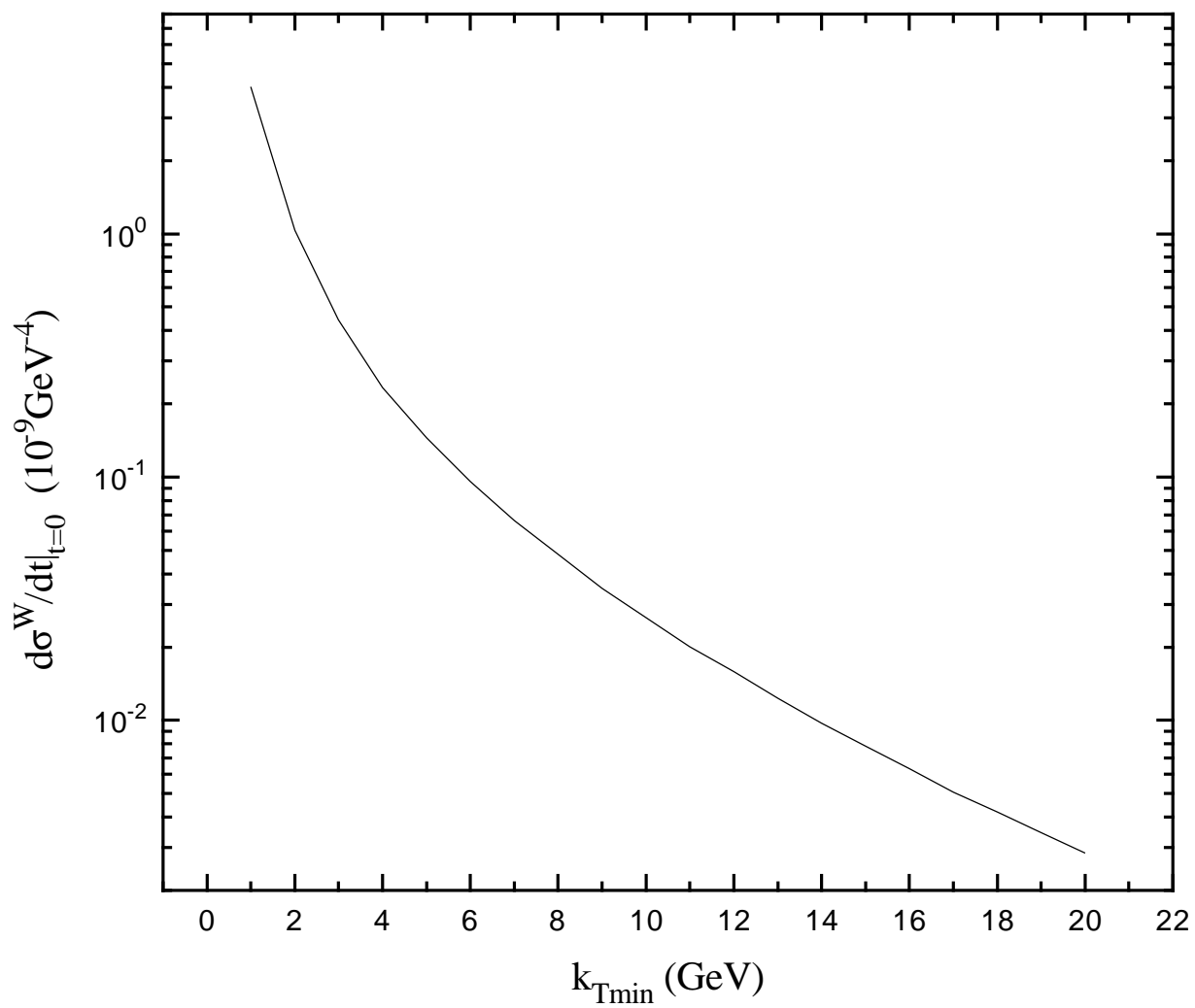


Fig.5

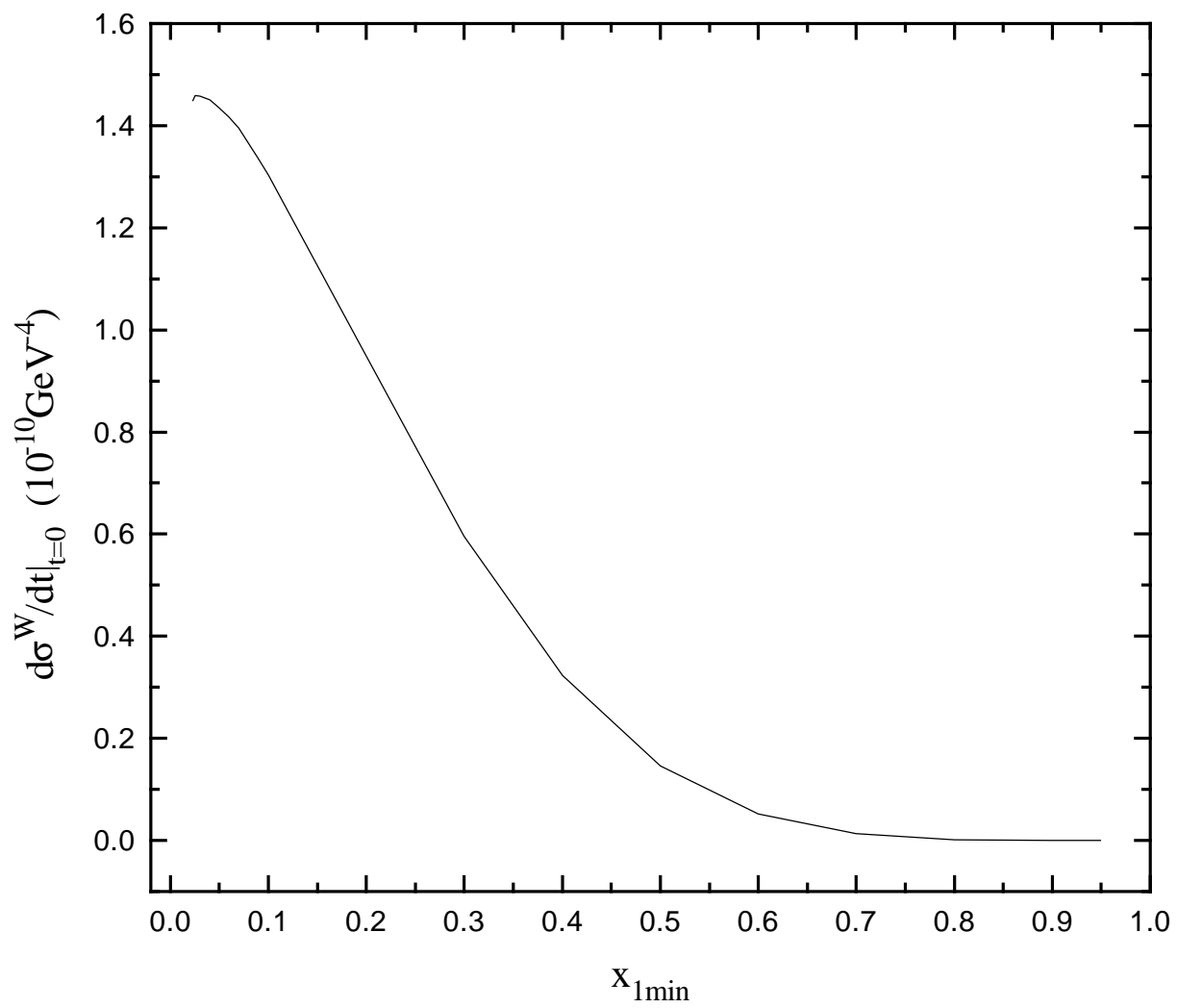


Fig.6