

## Spin Polarization in Single Top Events

Gregory Mahlon\*

*Department of Physics, McGill University, 3600 University St., Montréal, QC H3A 2T8, Canada*

*Electronic address: mahlon@physics.mcgill.ca*

We discuss the optimal spin bases for describing angular correlations in single top quark events at the Fermilab Tevatron. We define spin bases that exploit the fact that the top quarks are produced with 100% polarization along the momenta of the  $d$ -type quarks in these events. For single top production through an  $s$ -channel  $W$  boson, 98% of the top quarks have their spins in the antiproton direction. For single top production via  $Wg$ -fusion, 96% of the top quarks have their spins in the spectator jet direction. The direction of the top quark spin is reflected in the angular correlations of its decay products. McGill/98-32

Until the discovery of the top quark, most studies of spin in high energy physics were formulated in terms of the helicity basis. For ultrarelativistic particles, this is appropriate. However, in general, the direction and degree of polarization of a massive spinning particle depends on how it was produced. Thus, for moderate particle energies, it should not be surprising to find that the optimal axis for studying spin correlations is something other than the particle's direction of motion.

For the case of single top quark production at the Tevatron, all of the Standard Model diagrams contain a common subdiagram: somewhere there is a  $ud$  quark line which is attached to a  $tb$  quark line via a  $W$  boson. The exact orientation of this subdiagram depends on the process being considered. However, the fact that the  $W$  boson couples only to fermions with left-handed chirality leads to a 100% polarization of the produced top quark in the direction of the  $d$ -type quark.<sup>1</sup> Thus, in studying the spin correlations in single top production at the Tevatron the two key questions are “Where is the  $d$ -type quark?” and “How well can we know the location of the  $d$ -type quark?”

Before answering these questions, let us clarify exactly what we mean when we state that the top quark spin points in the direction of the  $d$ -type quark. As the first step, consider the correlations among the decay products of a spin up top quark. The dominant Standard Model decay chain is

$$t \longrightarrow W^+ b \longrightarrow \left\{ \begin{array}{l} l^+ \nu \\ \bar{d} u \end{array} \right. \quad (1)$$

For concreteness, we will describe the leptonic  $W$  decay. However, everything which we say about the charged lepton applies equally to the  $d$ -type quark in a hadronic decay.

We define the decay angles in the top quark rest frame with respect to top quark spin vector  $s$ , as shown in Fig. 1. The decay angular distributions are simply

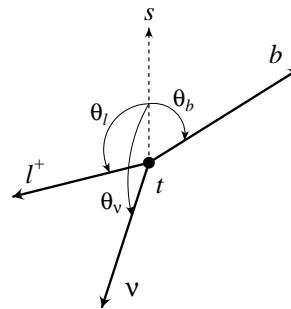


Figure 1: Definition of the top quark decay angles in the top quark rest frame. The direction of the top quark spin is indicated by the vector  $s$ . Although we have drawn this figure assuming a leptonic  $W$  decay, the same correlations hold in a hadronic decay if we replace the charged lepton by the  $d$ -type quark and the neutral lepton by the  $u$ -type quark.

Table 1: Correlation coefficients  $\alpha_i$  for both semileptonic and hadronic top quark decays. The first two entries are a function of  $M_t^2/M_W^2$ , and have been evaluated for  $M_t = 173.8$  GeV and  $M_W = 80.41$  GeV.<sup>3,4</sup>

Decay Product	$\alpha_i$
$b$	-0.40
$\nu_\ell, u, \text{ or } c$	-0.33
$\bar{\ell}, \bar{d}, \text{ or } \bar{s}$	1.00

linear in the cosine of these decay angles:

$$\frac{1}{\Gamma} \frac{d\Gamma}{d(\cos \theta_i)} = \frac{1}{2} (1 + \alpha_i \cos \theta_i), \quad (2)$$

where  $\theta_i$  is the decay angle of the  $i$ th decay product.<sup>2</sup> The degree to which each decay product is correlated with the spin is encoded in the value of  $\alpha_i$ . From the listing of  $\alpha_i$  values in Table 1, we see that the charged lepton is maximally correlated. Thus, the most distinctive distribution plots the angle between the spin axis and the charged lepton in the top quark rest frame (see Fig. 2).

When we write the decay matrix element in an arbitrary Lorentz frame, we find that the natural 4-vectors

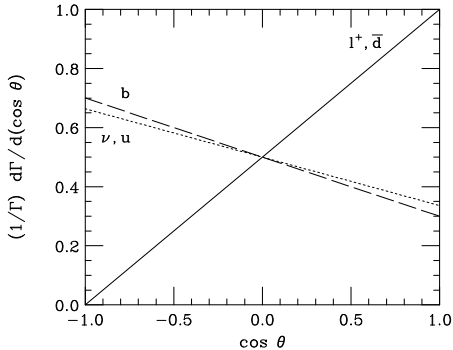


Figure 2: Angular correlations in the decay of a spin up top quark. The lines labeled  $\ell^+$ ,  $\bar{d}$ ,  $b$ ,  $\nu$ , and  $u$  are the angle between the spin axis and the particle in the rest frame of the top quark.

are not the top quark momentum  $t$  and its spin vector  $s$  (normalized such that  $s_\mu s^\mu = -1$ ). Instead, it is more convenient to use the combinations

$$t_1 \equiv \frac{1}{2}(t + Ms) \quad \text{and} \quad t_2 \equiv \frac{1}{2}(t - Ms), \quad (3)$$

where  $M$  is the mass of the top quark. In the top quark rest frame, the spatial parts of  $t_1$  and  $s$  point in the same direction, since in this frame  $t = (M, \mathbf{0})$ . In some other frame, however, these vectors are not parallel. In this case, the form of the matrix element clearly indicates that the preferred charged lepton emission axis is the spatial part of  $t_1$ . Hence, we should regard  $t_1$  as the appropriate generalization of the spin axis to an arbitrary reference frame.

Finally, we observe that  $t_1$  is a massless vector. Thus, we may specify it by using the 4-momentum of any massless particle in the process being studied. In particular, for single top production, we find that the spin down polarized production amplitude contains a factor of  $d \cdot t_1$ , where  $d$  is the 4-momentum of the  $d$ -type quark. Choosing  $t_1 = d$  causes this amplitude to vanish, meaning that the entire production cross section comes from the spin up amplitude. This is what we mean by saying that the top quarks are 100% polarized in the direction of the  $d$ -type quark. Note that the preferred emission direction of the charged lepton from the decaying top quark as viewed *in any frame* is the same as the direction of the  $d$ -type quark in that frame.

As we shall see shortly, it is not always possible to know the location of the  $d$ -type quark. The best we can do is choose a spin axis that maximizes the likelihood that we have picked the “correct” direction. In this situation, we will have a mixed sample containing  $N_\uparrow$  spin-up and  $N_\downarrow$  spin-down top quarks, and the angular distribution in Eq. (2) must be replaced by

$$\frac{1}{\Gamma} \frac{d\Gamma}{d(\cos \theta_i)} = \frac{1}{2} \left( 1 + \mathcal{A}_{\uparrow\downarrow} \alpha_\ell \cos \theta_i \right), \quad (4)$$

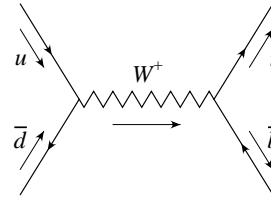


Figure 3: Feynman diagram for single top quark production in the  $W^*$  process.

where  $\mathcal{A}_{\uparrow\downarrow}$  is the spin asymmetry

$$\mathcal{A}_{\uparrow\downarrow} \equiv \frac{N_\uparrow - N_\downarrow}{N_\uparrow + N_\downarrow}. \quad (5)$$

Eq. (4) tells us that we obtain the largest correlations by using the charged lepton and choosing the spin axis which maximizes the magnitude of  $\mathcal{A}_{\uparrow\downarrow}$  – *i.e.* the best approximation to the direction of the  $d$ -type quark.

This brings us to the two key questions proposed at the beginning of this talk: “Where is the  $d$ -type quark?” and “How well can we know the location of the  $d$ -type quark?”

We begin with a discussion of the  $W^*$  production mechanism,<sup>5</sup> also known as the  $s$ -channel production mechanism, because the off-shell  $W$  is in the  $s$ -channel (see Fig. 3). Conceptually, this is a very simple process: a  $u$  quark and a  $\bar{d}$  quark annihilate, forming an off-shell  $W$  which “decays” to a  $t$  quark and a  $\bar{b}$  quark. Since the proton beam is a copious source of quarks and the antiproton beam a copious source of antiquarks, we intuitively expect that the  $d$ -type quark will come from the antiproton beam most of the time. In fact, we find that the antiproton beam supplies the  $d$ -type quark 98% of the time at a center of mass energy  $\sqrt{s} = 2.0$  TeV (see Table 2). Thus, we define the *antiproton basis* to be that basis where the top quark spin is measured along the di-

Table 2: Fractional cross sections for single top quark production in the  $W^*$  channel at the Tevatron with  $\sqrt{s} = 2.0$  TeV, decomposed according to the parton content of the initial state.<sup>6</sup>

$p$	$\bar{p}$	Fraction
$u$	$\bar{d}$	98%
$\bar{d}$	$u$	2%

Table 3: Dominant spin fractions and asymmetries for the helicity and antiproton bases for single top quark production in the  $W^*$  channel at the Tevatron with  $\sqrt{s} = 2.0$  TeV.

Basis	Spin Content	$\mathcal{A}_{\uparrow\downarrow}$
helicity	83% L	-0.66
antiproton	98% $\uparrow$	+0.96

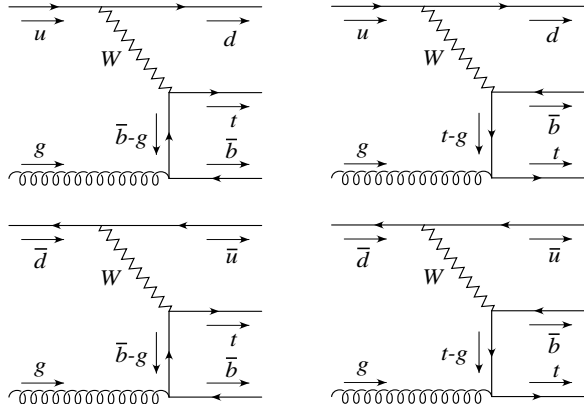


Figure 4: Gauge-invariant sets of Feynman diagrams for single top quark production via  $Wg$ -fusion. The lower two diagrams are related to the upper two diagrams by crossing symmetry.

rejection of the antiproton beam momentum. We compare this basis to the helicity basis in Table 3. Notice that in the antiproton basis, the spin asymmetry is  $\mathcal{A}_{\uparrow\downarrow} = 0.96$ , whereas in the helicity basis  $\mathcal{A}_{\uparrow\downarrow}$  is only  $-0.66$ .<sup>a</sup> Thus, the correlations are a factor of 1.45 larger in the antiproton basis than in the helicity basis.

The other, and, in fact, dominant production mechanism for single top quarks at the Tevatron at 2.0 TeV is the so-called  $W$ -gluon fusion process.<sup>7,8</sup> For the purposes of determining the spin correlations of these events at lowest order, it is sufficient to consider the two pairs of diagrams in Fig. 4.<sup>1,8</sup> In these diagrams, a gluon from one beam splits into a  $b\bar{b}$  or  $t\bar{t}$  pair, which fuses with a  $W$  radiated from a light ( $u$  or  $d$ ) spectator quark from the other beam. The final state contains a  $b$  jet, the top quark decay products, and the spectator jet.

Since the  $d$ -type quark is either contained in one of the beams or in the spectator jet, we should choose the spin axis direction (proton momentum, antiproton momentum, or spectator jet momentum) which maximizes the probability that our spin axis is aligned with the  $d$ -type quark. Now, the  $u$  quark content of the proton is greater than the  $\bar{d}$  quark content of the antiproton. Furthermore, the gluon content of both is the same. Hence, we expect that the largest share of the cross section comes from  $ug \rightarrow t\bar{b}d$ , with the spectator jet containing the  $d$  quark. As we can see from Table 4, this expectation is correct. In fact, the spectator jet is the  $d$  quark 77% of the time. Thus, we define the *spectator basis* as the basis in which we choose the spin axis to be aligned with the momentum of the spectator jet. In this basis, the top quark is produced in the spin up state 96% of the time, leading to correlations which are a factor of 1.35 larger than in the helicity basis (see Table 5).

<sup>a</sup>We equate spin-up with right-handed helicity and spin-down with left-handed helicity.

Table 4: Fractional cross sections for single top quark production in the  $Wg$ -fusion channel at the Tevatron with  $\sqrt{s} = 2.0$  TeV, decomposed according to the parton content of the initial state.<sup>6</sup>

	$p$	$\bar{p}$	Fraction
	$u$	$g$	74%
	$g$	$u$	3%
	$g$	$\bar{d}$	20%
	$\bar{d}$	$g$	3%

Table 5: Dominant spin fractions and asymmetries for the helicity and spectator bases for single top quark production in the  $Wg$ -fusion channel at the Tevatron with  $\sqrt{s} = 2.0$  TeV.

Basis	Spin Content	$\mathcal{A}_{\uparrow\downarrow}$
helicity	83% L	-0.67
spectator	96% $\uparrow$	+0.91

We now briefly address the question of actually trying to observe these correlations in a collider environment such as the Tevatron. Stelzer *et al.*<sup>9</sup> have simulated the  $Wg$ -fusion process at 2 TeV including backgrounds and the effects of energy smearing, jet reconstruction, and cuts (for details, see Ref. 9). In their examination of spin correlations, they consider a sample of events where there is exactly one tagged and one untagged jet with transverse momentum above 20 GeV (to control the background from  $t\bar{t}$ ). They assume that the untagged jet is the spectator jet, and construct the lepton decay angle in the top quark rest frame, which has been determined by choosing the solution for the neutrino momentum with the smallest magnitude of rapidity. Their results are shown in Fig. 5. The bins near  $\cos\theta = 1$  are depleted by the isolation cut imposed on the lepton to distinguish it from the spectator jet. Away from this region, the signal shows a distinct slope, while the background is nearly flat.

To quantify the size of the correlations present in Fig. 5, Stelzer *et al.* define a cross section asymmetry over the range  $-1 \leq \cos\theta \leq 0.8$ , excluding the region where the cuts are most troublesome. Specifically,

$$A \equiv \frac{\sigma(-1 \leq \cos\theta \leq -0.1) - \sigma(-0.1 \leq \cos\theta \leq 0.8)}{\sigma(-1 \leq \cos\theta \leq -0.1) + \sigma(-0.1 \leq \cos\theta \leq 0.8)}. \quad (6)$$

If we assume that we correctly identify the spectator jet 100% of the time and measure all quantities perfectly (the ideal case), then  $\mathcal{A}_{\uparrow\downarrow} = 0.91$  and Eq. (4) tells us that  $A = -45\%$ . The authors of Ref. 9 report that for the signal distribution in Fig. 5,  $A = -38\%$ . The difference is attributable to the effects of smearing, cuts, the neutrino momentum reconstruction uncertainty, misidentification

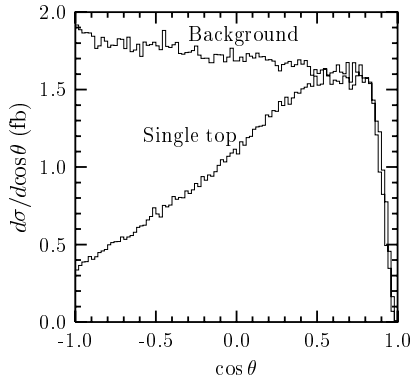


Figure 5: Monte Carlo results of Stelzer, *et al.*<sup>9</sup>, for the top quark rest frame angular distribution of the charged lepton in single top quark events at the Tevatron ( $\sqrt{s} = 2$  TeV), with respect to the untagged jet. Also shown is the angular distribution of the background events passing their selection criteria. For details, see Ref. 9.

of the spectator jet, etc. Of course, what would be measured in a real experiment is the sum of the signal and background distributions, in which case  $A$  is further reduced to  $-14\%$ . Nevertheless, with the  $2 \text{ fb}^{-1}$  of integrated luminosity expected at Run II, this asymmetry should be visible at the  $3\sigma$  level. To reach the  $5\sigma$  level, a total of  $5 \text{ fb}^{-1}$  is required.

In conclusion, we have found that the natural spin axis in single top events is the direction of the  $d$ -type quark: the top quarks are 100% polarized in this direction.<sup>1</sup> Since the exact direction of the  $d$ -type quark is unknown, it is necessary to choose the direction which is most likely to be correct. In particular, for production through an  $s$ -channel  $W$  boson, we define the antiproton basis, where the spin axis is the direction of the antiproton beam, since this is the location of the  $d$ -type quark 98% of the time. We find that the correlations are a factor of 1.45 larger in the antiproton basis than in the helicity basis. For production via  $Wg$ -fusion, we define the spectator basis, where the spin axis is the direction of the spectator jet. This is correct 77% of the time, and leads to correlations which are a factor of 1.35 larger than in the helicity basis. A recent study<sup>9</sup> has shown for the  $Wg$ -fusion mode that these correlations will be observable at the  $3\sigma$  level in Tevatron Run II.

## APPENDIX: $W$ Boson Spin in Top Quark Decay

It is well-known that the  $W$  bosons emitted from decaying top quarks have a specific mixture of helicities<sup>b</sup> in the Standard Model: the right-handed helicity state is absent, while the left-handed and longitudinal states are

<sup>b</sup>It turns out that the helicity basis is the only basis in which only two of the three spin states contribute. Hence, it is the most natural basis for discussing the  $W$  spin in this setting.

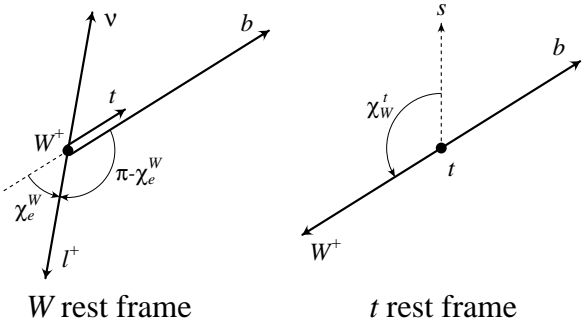


Figure 6: Definition of the  $W$  decay angles in top quark decay. We define  $\pi - \chi_e^W$  to be the angle between the  $b$  quark direction and the charged lepton direction in the  $W$  rest frame. The other interesting angle is  $\chi_W^t$ , the angle between the  $W$  boson momentum and the top quark spin axis in the top quark rest frame.

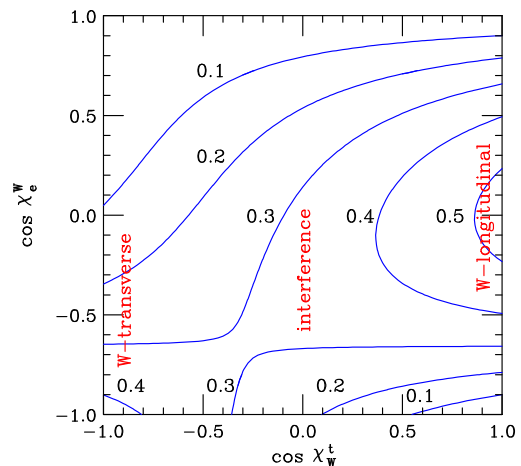


Figure 7: Contours of the top quark decay distribution in the  $\cos \chi_W^t - \cos \chi_e^W$  plane.<sup>10</sup>  $W$  bosons emitted in the forward direction ( $\cos \chi_W^t \sim 1$ ) are primarily longitudinal, while backward-emitted  $W$ 's are mostly transverse. Interference between the two spin orientations dominates in the region around  $\cos \chi_W^t = 0$ .

present in the ratio  $2M_W^2 : M_t^2$ . This is reflected in the charged lepton decay distribution in the  $W$  rest frame

$$\frac{1}{\Gamma} \frac{d\Gamma}{d(\cos \chi_e^W)} = \frac{3}{4} \frac{m_t^2 \sin^2 \chi_e^W + 2m_W^2 \frac{1}{2}(1 - \cos \chi_e^W)^2}{m_t^2 + 2m_W^2}, \quad (7)$$

where the angle  $\chi_e^W$  is defined in Fig. 6. Parke and Shadmi<sup>10</sup> have pointed out an interesting correlation between this angle,  $\chi_e^W$ , and the direction that the  $W$  was emitted with respect to the top quark spin axis in the top quark rest frame (*cf.*  $\chi_W^t$ , see Fig. 6). This correlation, which is caused by the interference between the two (unobserved) spin states of the  $W$  boson, is illustrated in Fig. 7. It is apparent from this distribution that as viewed in the top quark rest frame, the longitudinal  $W$  bosons are emitted preferentially in the same direction as the top quark spin, whereas the transverse  $W$ 's prefer the backwards direction relative to the spin axis.

These correlations may be intuitively understood

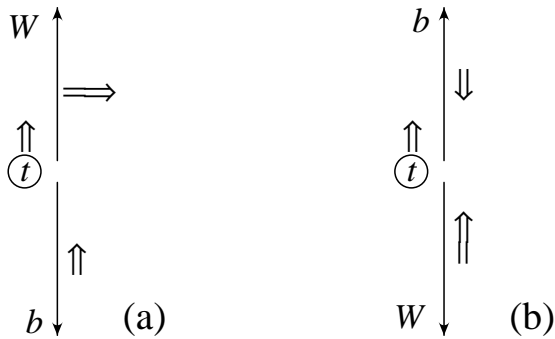


Figure 8: Angular momentum conservation in the decay of a polarized top quark. Since the  $b$  quark is effectively massless and couples to a  $W$ , it is produced with left-handed helicity. (a)  $W$  emitted parallel to top quark spin is longitudinal. (b)  $W$  emitted antiparallel to top quark spin is left-handed.

from elementary angular momentum conservation arguments and the  $V-A$  coupling between the  $W$  and quarks. Since the  $b$  quark mass is much less than the energy it receives from the decay, the left-handed chirality of the  $tbW$  vertex translates into left-handed helicity for the  $b$ . Suppose first that the  $W$  boson is emitted along the top quark spin axis, as in Fig. 8a. Then, the spin of the  $b$  points in the same direction as the spin of the original  $t$  and we must have zero spin projection for the  $W$  boson (*i.e.* it must be longitudinal). On the other hand, when the  $W$  is emitted in the backwards direction (Fig. 8b), the spin of the  $b$  is opposite to the spin of the parent  $t$ . In this case, the  $W$  must have left-handed helicity in order to conserve angular momentum.

## Acknowledgments

I would like to thank Tim Stelzer and Stephen Parke for the use of their figures in this talk.

## References

- [\*] Talk presented at the Thinkshop on Top-Quark Physics for Run II, held at the Fermi National Accelerator Laboratory, October 16–18, 1998.
1. G. Mahlon and S. Parke, Phys. Rev. **D55**, 7249 (1997), hep-ph/9611367.
  2. M. Jezabek and J.H. Kühn, Phys. Lett. **B329**, 317 (1994), hep-ph/9403366.
  3. C. Caso *et al.*, Eur. Phys. J. **C3**, 1 (1998).
  4. A useful table of the complete  $t$  and  $W$  mass dependence of these coefficients is found in G. Mahlon and S. Parke, Phys. Rev. **D53**, 4886 (1996), hep-ph/9512264.
  5. S. Cortese and R. Petronzio, Phys. Lett. **B253**, 494 (1991); T. Stelzer and S. Willenbrock,

- Phys. Lett. **B357**, 125 (1995), hep-ph/9505433; M.C. Smith and S. Willenbrock, Phys. Rev. **D54**, 6696 (1996), hep-ph/9604223.
6. All values quoted in this talk were obtained using the structure functions found in A.J. Martin, R.G. Roberts and W.J. Stirling, Phys. Lett. **B387**, 419 (1996), hep-ph/9606345.
7. S. Dawson, Nucl. Phys. **B249**, 42 (1985); S. Willenbrock and D.A. Dicus, Phys. Rev. **D34**, 155 (1986); S. Dawson and S. Willenbrock, Nucl. Phys. **B284**, 449 (1987); C.-P. Yuan, Phys. Rev. **D41**, 42 (1990); R.K. Ellis and S. Parke, Phys. Rev. **D46**, 3785 (1992); G.V. Jikia, and S.R. Slabospitsky, Sov. J. Nucl. Phys. **55**, 1387 (1992); Phys. Lett. **B295**, 136 (1992); Yad. Fiz. **55**, 2491 (1992); F. Anselmo, B. van Eijk, and G. Bordes, Phys. Rev. **D45**, 2312 (1992); D.O. Carlson, and C.P. Yuan, Phys. Lett. **B306**, 386 (1993); G. Bordes and B. van Eijk, Z. Phys. **C57**, 81 (1993).
8. G. Bordes and B. van Eijk, Nucl. Phys. **B435**, 23 (1995).
9. T. Stelzer, Z. Sullivan and S. Willenbrock, Phys. Rev. **D58**:094021 (1998), hep-ph/9807340.
10. S. Parke and Y. Shadmi, Phys. Lett. **B387**, 199 (1996), hep-ph/9606419.