

McGill/98-14
NUC-MINN-98/7-T
August 1998

COHERENCE TIME IN HIGH ENERGY PROTON-NUCLEUS COLLISIONS

Charles Gale¹

*Physics Department
McGill University*

Montreal, Quebec H3A 2T8, Canada

Sangyong Jeon² and Joseph Kapusta³

*School of Physics and Astronomy
University of Minnesota
Minneapolis, MN 55455*

Abstract

Precisely measured Drell-Yan cross sections for 800 GeV protons incident on a variety of nuclear targets exhibit a deviation from linear scaling in the atomic number A . We show that this deviation can be accounted for by energy degradation of the proton as it passes through the nucleus if account is taken of the time delay of particle production due to quantum coherence. We infer an average proper coherence time of 0.4 ± 0.1 fm/c, corresponding to a coherence path length of 8 ± 2 fm in the rest frame of the nucleus.

PACS numbers: 13.85.-t, 13.85.Qk, 25.40.-h

¹ gale@hep.physics.mcgill.ca

² jeon@nucth1.spa.umn.edu

³ kapusta@physics.spa.umn.edu

Propagation of a high energy particle through a medium is of interest in many areas of physics. High energy proton-nucleus scattering has been studied for many decades by both the nuclear and particle physics communities [1]. Such studies are particularly relevant for the Relativistic Heavy Ion Collider (RHIC), which will collide beams of gold nuclei at an energy of 100 GeV per nucleon, and for the Large Hadron Collider (LHC), which will collide beams of lead nuclei at 1500 GeV per nucleon [2].

There are two extreme limits of a projectile scattering from a nucleus. When the cross section of the projectile with a nucleon is very small, as is the case for neutrinos, Glauber theory says that the cross section with a nuclear target of atomic number A grows linearly with A . When the cross section with an individual nucleon is very large, as is the case for pions near the delta resonance peak, the nucleus appears black and the cross section grows like $A^{2/3}$. A more interesting case is the production of lepton pairs with large invariant mass, often referred to as Drell-Yan, in proton-nucleus collisions. Both the elastic and inelastic cross sections for proton-nucleon scattering are relatively large, but the partial cross section to produce a high mass lepton pair, being electromagnetic in origin, is relatively small. Experiments have shown that the inclusive Drell-Yan cross section grows with A to a power very close to 1. The theoretical interpretation is that the hard particles, the high invariant mass lepton pairs, appear first and the soft particles, the typical mesons, appear later due to quantum-mechanical interference, essentially the uncertainty principle. These quantum coherence requirements also lead to the Landau-Pomeranchuk-Migdal effect [3]. Deviations from the power 1 by high precision Drell-Yan experiments [4] at Fermi National Accelerator Laboratory (FNAL) suggest that it may be possible to infer a finite numerical value for the coherence time. That is the goal of this paper.

For a basic description of high energy proton-nucleus scattering we make a straightforward linear extrapolation from proton-proton scattering. This extrapolation, referred to as LEXUS, was detailed and applied to nucleus-nucleus collisions at beam energies of several hundred GeV per nucleon in ref. [5]. Briefly, the inclusive distribution in rapidity y of the beam proton in an elementary proton-nucleon collision is parameterized rather well by

$$W_1(y) = \lambda \frac{\cosh y}{\sinh y_0} + (1 - \lambda)\delta(y_0 - y), \quad (1)$$

where y_0 is the beam rapidity in the lab frame. The parameter λ has the value 0.6 independent of beam energy, at least in the range in which it has been measured, which is 12–400 GeV. It may be interpreted as the fraction of all collisions which are neither diffractive nor elastic. As the proton cascades through the nucleus its energy is degraded. Its rapidity distribution satisfies an evolution equation [6] whose solution is, after i collisions [7]:

$$W_i(y) = \frac{\cosh y}{\sinh y_0} \sum_{k=1}^i \binom{i}{k} \frac{\lambda^k (1 - \lambda)^{i-k}}{(k-1)!} \left[\ln \left(\frac{\sinh y_0}{\sinh y} \right) \right]^{k-1} + (1 - \lambda)^i \delta(y_0 - y). \quad (2)$$

This distribution then gets folded with impact parameter over the density distribution of

the target nucleus as measured by electron scattering. Every inelastic collision produces an average number of negatively charged hadrons given by the simple formula

$$\langle h^- \rangle_{NN} = 0.784 \frac{(\sqrt{s} - 2m_N - m_\pi)^{3/4}}{s^{1/8}}. \quad (3)$$

The negatively charged hadrons are Gaussian distributed in rapidity with a width given by $\sqrt{\ln(\sqrt{s}/2m_N)}$ in customary notation.

The rapidity distribution of negatively charged hadrons, as computed in the way described, is nearly centered in the nucleon-nucleon center-of-momentum (c.m.) frame, whereas data taken for p+S and p+Au collisions at 200 GeV [8] are skewed towards the target rest frame. If one allows for a small rapidity shift of 0.16 whenever a produced hadron encounters a struck target nucleon, chosen with a sign corresponding to a slowing down of the hadron relative to the nucleon, one obtains the curves shown in Fig. 1. The paucity of computed hadrons compared to data at small rapidity in p+Au collisions is undoubtedly due to a further cascading and particle production by struck nucleons in such a large nucleus. This physics could be incorporated by a more detailed cascade code followed by nuclear evaporation, but is not essential for our purposes in this paper. Apart from that, the description of the data is very good, including absolute normalization, especially considering that there is only one free parameter.

As the proton cascades through the nucleus it undergoes a random walk in transverse velocity. This broadens the transverse momentum distribution of the produced hadrons relative to pp collisions in the way described in ref. [5]. The transverse momentum distributions, for various windows of rapidity, are shown in Fig. 2. There are no free parameters apart from the rapidity shift which was already fitted to be 0.16.

Now we turn to a description of the Drell-Yan. Figure 3 is a schematic of two limits and an intermediate situation. One limit is full energy degradation of the proton as it traverses the nucleus. Produced hadrons appear immediately with zero coherence time, causing the proton to have less energy available to produce a Drell-Yan pair at the backside of the nucleus. The other limit is usually referred to as Glauber, although this is a bit of a misnomer. Produced hadrons, being soft on the average, do not appear until after the hardest particles, the Drell-Yan pair, have already appeared. This is the limit of a very large coherence time, and it allows the proton to produce the Drell-Yan pair anywhere along its path with the full incident beam energy. An intermediate case is one of finite, nonzero coherence time. By the time the proton wants to make a Drell-Yan pair on the backside of the nucleus, hadrons have already appeared from the first collision but not from the second. Therefore the proton has more energy available to produce the Drell-Yan pair than full zero coherence time but less energy than with infinite coherence time. This ought to result in an A dependence less than 1, with the numerical value determined by the coherence time.

To compute the Drell-Yan yields we use the parton model with the GRV structure functions [9] to leading order with a K factor. These structure functions distinguish

between pp and pn collisions. We have compared the results to pp collisions at the same beam energy of 800 GeV [10] and found the agreement to be excellent for all values of x_F .

The experiment E772 [4] measured the ratio $\sigma_{pA}^{\text{DY}}/(\sigma_{pd}^{\text{DY}}/2)$. Were there no energy loss and all nuclei were charge symmetric this ratio would be equal to A . The experiment measured muon pairs with invariant mass M between 4 and 9 GeV and greater than 11 GeV to eliminate the J/ψ and Υ contributions. The data has been presented in 7 bins of Feynman x_F from 0.05 to 0.65. (Recall that x_F is the ratio of the muon pair longitudinal momentum to the incident beam momentum in the nucleon-nucleon c.m. frame.) Data for exemplary values of 0.05, 0.35 and 0.65 are shown in Fig. 4. The data should fall on the dashed line if the ratio of cross sections is A . There is a small but noticeable departure for tungsten and at the largest value of x_F . This is to be expected if energy loss plays a role as it must affect the largest target nucleus and the highest energy muon pairs the most.

We have computed the individual cross sections σ_{pA}^{DY} with a variable time delay. The proton cascades through the nucleus as described earlier, but we assume that the energy available to produce a Drell-Yan pair is that which the proton has after n previous collisions. Thus $n = 1$ is full energy loss and $n = \infty$ is zero energy loss. We have taken the resulting proton-nucleus Drell-Yan cross section, multiplied it by 2, divided it by the sum of the computed pp and pn cross sections and display the results in Fig. 4. The lower edge of the shaded regions in the figure corresponds to $n = 4$ and the upper edge to $n = 6$. Overall the best representation of the data lies somewhere in this range. This collision number shift is easily converted to a coherence time. Let τ_0 be the coherence time in the c.m. frame of the colliding nucleons. This is essentially the same as the formation time of a pion since most pions are produced with rapidities near zero in that frame. The first proton-nucleon collision is the most important, so boosting this time into the rest frame of the target nucleus and converting it to a path length (proton moves essentially at the speed of light) gives $\gamma_{\text{cm}} c \tau_0 \approx \sqrt{\gamma_{\text{lab}}/2} c \tau_0$. This path length may then be equated with n times the mean free path $l = 1/\sigma_{\text{NN}}^{\text{tot}}\rho$. Using a total cross section of 40 mb and a nuclear matter density of 0.155 nucleons/fm³ we obtain a path length of 8 ± 2 fm and a proper coherence time of 0.4 ± 0.1 fm/c corresponding to $n = 5 \pm 1$.

The analysis performed here can and should be improved upon. What we have done is a rough approximation to adding the quantum mechanical amplitudes for a proton scattering from individual nucleons within a nucleus. A more sophisticated treatment would undoubtedly lead to even better agreement with experiment, but the inferred value of the proper coherence time is unlikely to be much different than obtained with this first estimate. The implications for nucleus-nucleus collisions [11] will undoubtedly be important; they are under investigation.

Acknowledgements

C.G. thanks the School of Physics and Astronomy at the University of Minnesota for its hospitality during a sabbatical leave. C.G. and J.K. thank the Institute for Nuclear Theory at the University of Washington for its hospitality and the Department of Energy for partial support during the program "Probes of Dense Matter in Ultrarelativistic Heavy Ion Collisions". This work was also supported by the U. S. Department of Energy under grant DE-FG02-87ER40328, by the Natural Sciences and Engineering Research Council of Canada, and by the Fonds FCAR of the Quebec Government.

References

- [1] For a review see: W. Busza and R. Ledoux, *Ann. Rev. Nucl. Part. Sci.* **38**, 119 (1989).
- [2] Good overviews are provided by the proceedings of the Quark Matter conferences, the most recent in print being Quark Matter '96, *Nucl. Phys.* **A610**, (1996).
- [3] For a recent analysis of the Landau-Pomeranchuk-Migdal effect see: R. Blankenbecler and S. D. Drell, *Phys. Rev. D* **53**, 6265 (1996).
- [4] D. M. Alde *et al.*, *Phys. Rev. Lett.* **64**, 2479 (1990).
- [5] S. Jeon and J. Kapusta, *Phys. Rev. C* **56**, 468 (1997).
- [6] R. C. Hwa, *Phys. Rev. Lett.* **52**, 492 (1984).
- [7] L. P. Csernai and J. I. Kapusta, *Phys. Rev. D* **29**, 2664 (1984); *ibid.* **31**, 2795 (1985).
- [8] T. Alber *et al.* (NA35 Collaboration), *Eur. Phys. J. C* **2**, 643 (1998).
- [9] M. Glück, E. Reya and A. Vogt, *Z. Phys. C* **67**, 433 (1995).
- [10] P. L. McGaughey *et al.* (E772 Collaboration), *Phys. Rev. D* **50**, 3038 (1994).
- [11] D. E. Kahana and S. H. Kahana, *nucl-th/9804017*.
- [12] T. Kafka *et al.*, *Phys. Rev. D* **16**, 1261 (1977).

Figures

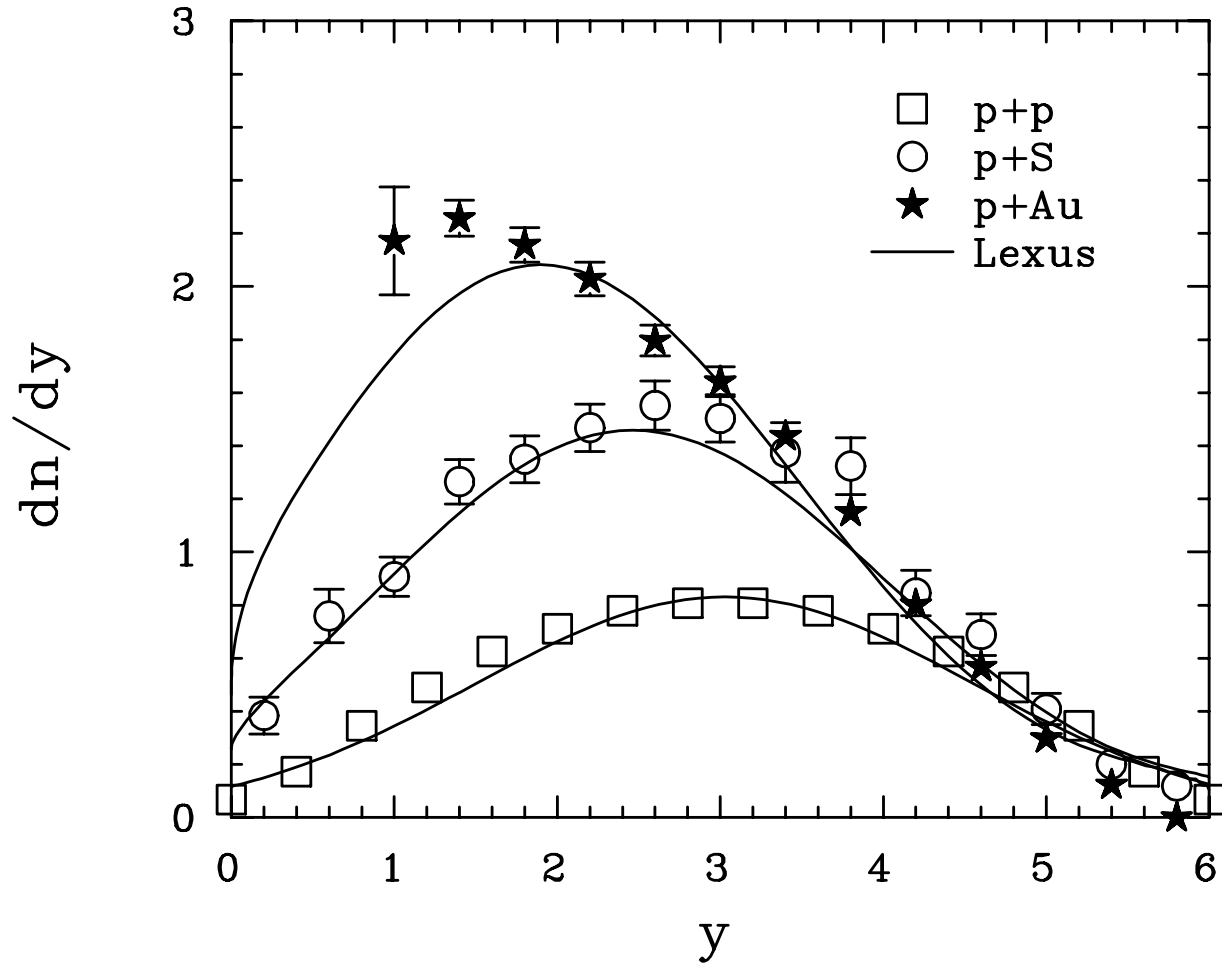


Figure 1: The rapidity distribution of negatively charged hadrons in pp, p+S, and p+Au collisions at a beam energy of 200 GeV. The pp data are from [12] and the p+S and p+Au data are from NA35 [8]. The curves are calculated with LEXUS with a rapidity shift of 0.16 per struck nucleon.

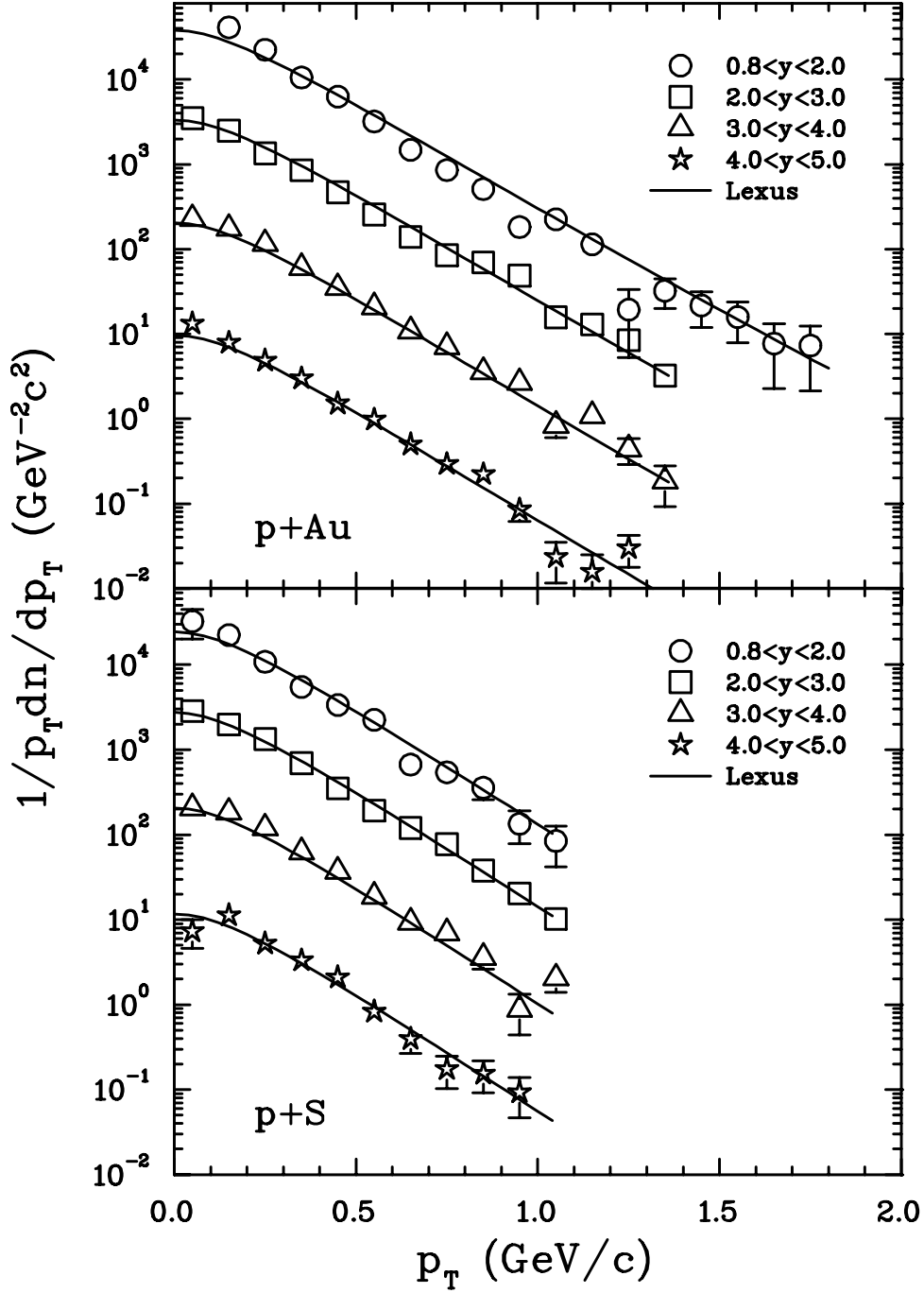


Figure 2: The transverse momentum distributions for the same p+S and p+Au collisions as in Fig. 1. The curves are calculated with LEXUS with a rapidity shift of 0.16 per struck nucleon.

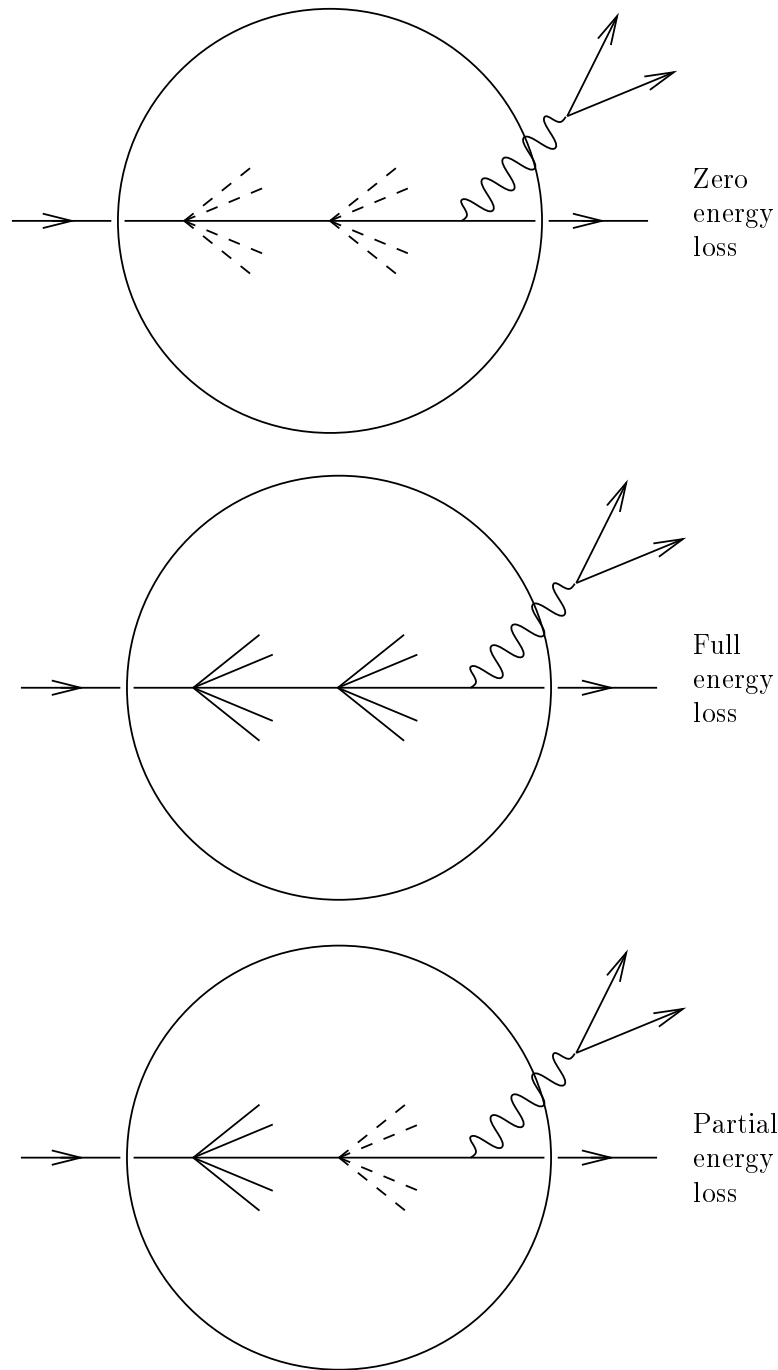


Figure 3: Schematic of a high energy proton passing through a nucleus. The upper panel represents no energy loss: the usual Glauber picture. The middle panel represents full energy loss: hadrons are produced immediately and the proton has less energy available for each subsequent collision. The bottom panel represents partial energy loss: there is a finite time delay before hadrons are produced and so the proton has more energy available to create a high energy Drell-Yan pair.

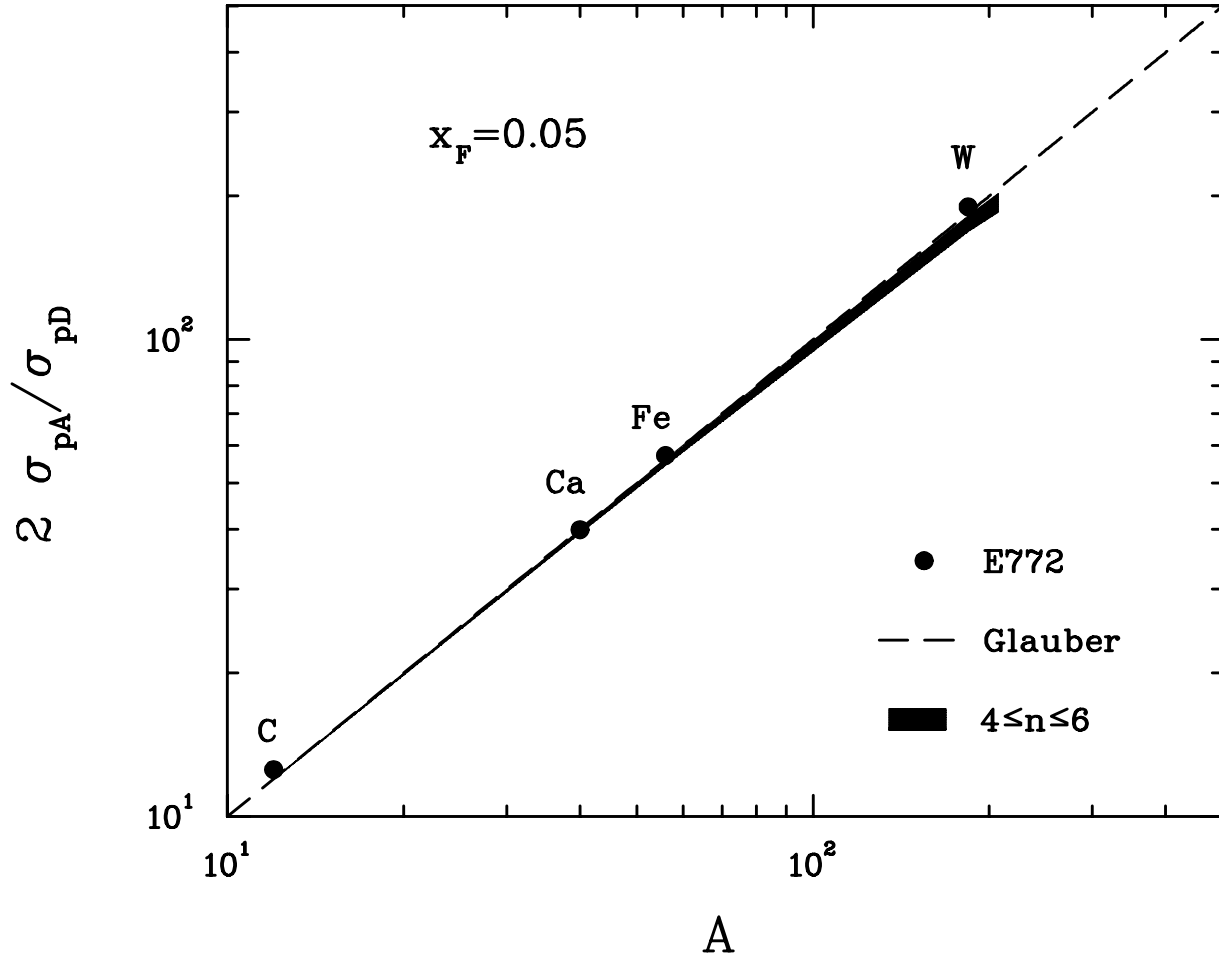


Figure 4-1: The ratio of the pA Drell-Yan cross section to the proton-deuterium cross section divided by 2 for a beam energy of 800 GeV. The data are from E772 [4]. The dashed line assumes a scaling linear in the atomic number A . The shaded region represents our calculations with a coherence time ranging from 4 to 6 proton-nucleon collisions, both elastic and inelastic. We computed with target nuclei C, Ca, Fe, W and Pb and interpolate between with straight lines to guide the eye. The values of Feynman x_F of the Drell-Yan pair is indicated in each panel.

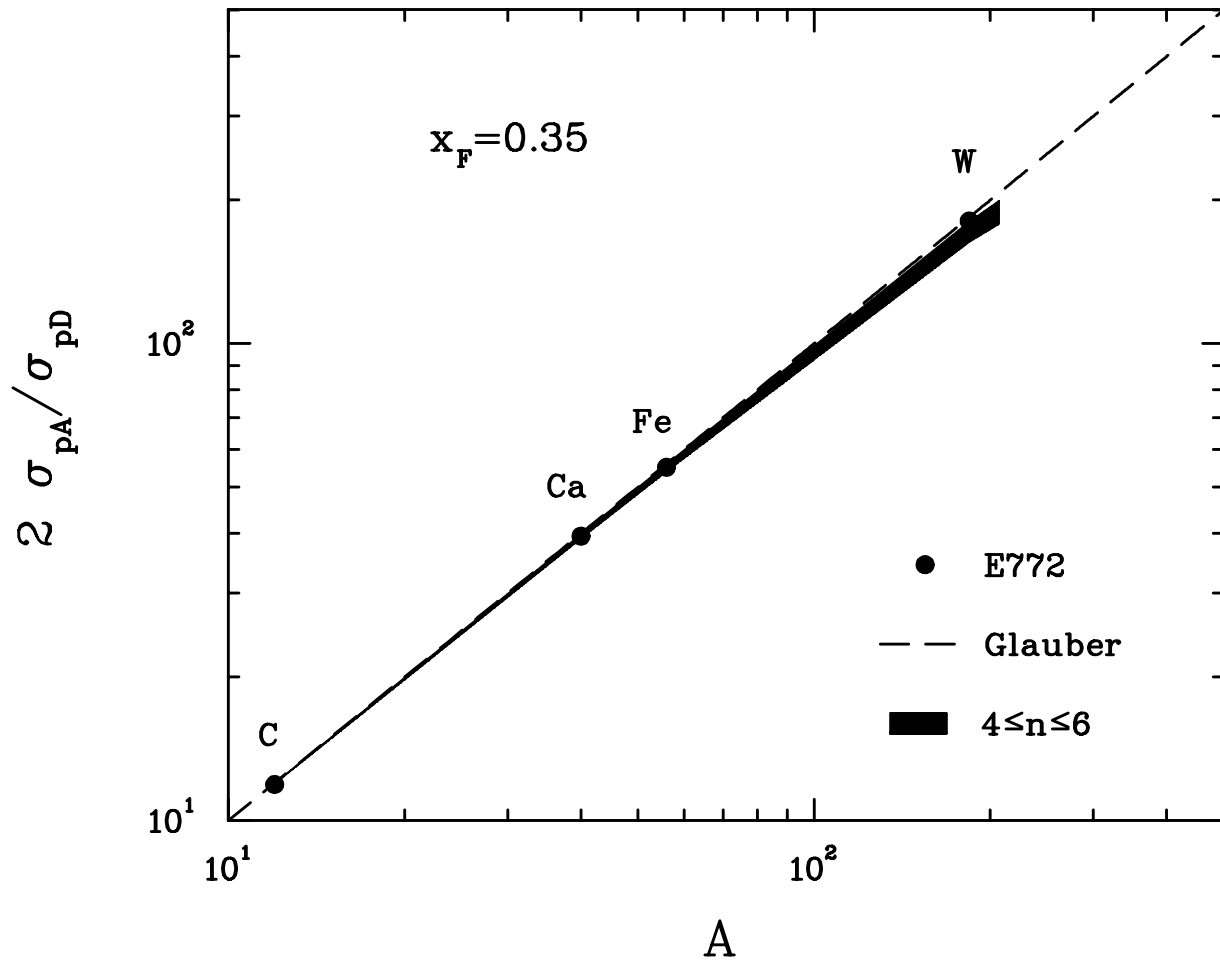


Figure 4-2: See the caption of Figure 4-1.

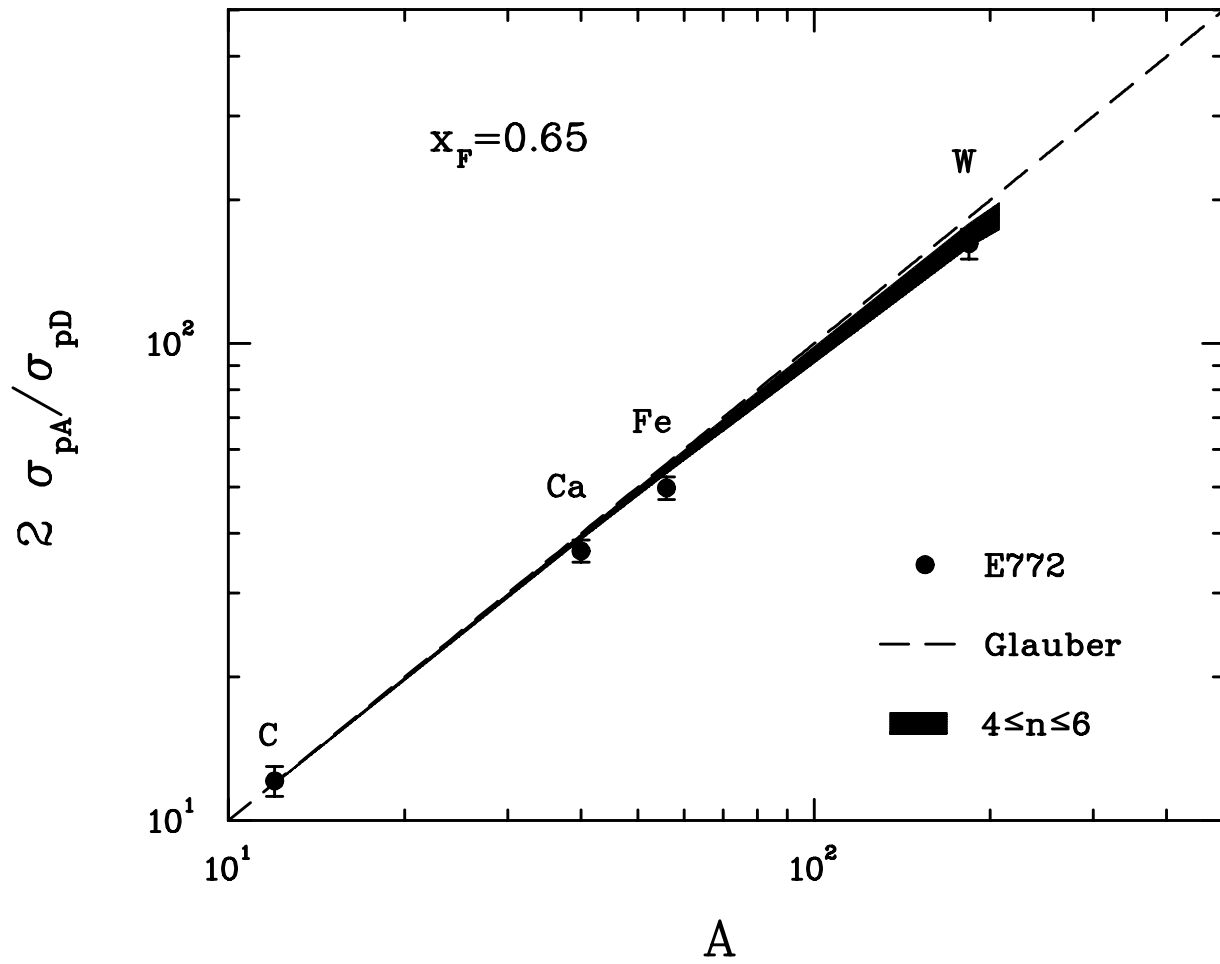


Figure 4-3: See the caption of Figure 4-1.