

CERN-TH/97-267
LTH 401
TAUP 2462-97.B
hep-ph/9710302

Asymptotic Padé Approximant Predictions: up to Five Loops in QCD and SQCD

J. Ellis

Theory Division, CERN, CH-1211 Geneva 23, Switzerland

e-mail: John.Ellis@cern.ch

I. Jack, D.R.T. Jones

Dept. of Mathematical Sciences, University of Liverpool, Liverpool L69 3BX, UK

e-mail: dij@amtp.liv.ac.uk and drtj@amtp.liv.ac.uk

M. Karliner

Raymond and Beverly Sackler Faculty of Exact Sciences

School of Physics and Astronomy, Tel-Aviv University, 69978 Tel-Aviv, Israel

e-mail: marek@vm.tau.ac.il

M.A. Samuel

Dept. of Physics, Oklahoma State University, Stillwater, Oklahoma 74078, USA

and

SLAC, Stanford University, Stanford, California 94309, USA

e-mail: physmas@mvs.ucc.okstate.edu

We use Asymptotic Padé Approximants (APAP's) to predict the four- and five-loop β functions in QCD and $N = 1$ supersymmetric QCD (SQCD), as well as the quark mass anomalous dimensions in Abelian and non-Abelian gauge theories. We show how the accuracy of our previous β -function predictions at the four-loop level may be further improved by using estimators weighted over negative numbers of flavours (WAPAP's). The accuracy of the improved four-loop results encourages confidence in the new five-loop β -function predictions that we present. However, the WAPAP approach does not provide improved results for the anomalous mass dimension, or for Abelian theories.

October 1997

1. Introduction

One of the greatest challenges in QCD is the calculation of higher orders in perturbation theory. Phenomenologically, these are important because the relatively large value of α_s at accessible energies implies that many orders of perturbation theory are required in order to make precise quantitative tests. Theoretically, one expects the coefficients of the perturbative series for many QCD quantities to diverge factorially, and the rates of these divergences may cast light on issues in nonperturbative QCD, such as the existence and magnitudes of condensates and higher-twist effects [1]

On the other hand, whilst progress in the exact calculations of higher-order terms in perturbative QCD series has been startling, with many new multi-loop results having recently become available [2], existing perturbative techniques may not enable much further progress in exact calculations to be made in the near future. Thus various approximate techniques and numerical estimates may have a useful rôle to play. Among these, one may mention exact calculations of certain perturbative coefficients in the large- N_F limit, and the emerging lore of renormalons [1]. Also of potential use in QCD are Padé Approximants (PA's), as described in section 2 of this paper, which have previously demonstrated their utility in applications to problems in condensed-matter physics and statistical mechanics [3]. In recent years, these have been applied to obtain successful numerical predictions in various quantum field theories, including QCD, and justifications for some of these successes have been found in some mathematical theorems [4] on the convergence and renormalization-scale invariance of PA's. These theorems apply, in particular, to perturbative QCD series dominated by renormalon singularities, and in the large- β_0 limit.

Based on these theorems, a new method was introduced [5] for estimating the next-order coefficients in perturbative quantum field theory series on the basis of the known lower-order results and plausible conjectures on the likely high-order behaviour of the series, as also reviewed in section 2. This method “corrects” the conventional Padé Approximant Prediction (PAP) of the next term in the series by using an asymptotic error formula, providing improved predictions that we call Asymptotic Padé Approximant Predictions (APAP's).

APAP's have already provided successful predictions for the perturbative coefficients in the subsequent calculation of the four-loop β function in QCD, as discussed in section 3, and have also provided interesting results in $N = 1$ supersymmetric QCD (SQCD) [6]. The purpose of this paper is to provide a more complete account of these predictions, to

show how their accuracy may be improved in certain cases by a judicious weighting over negative numbers of flavours N_F , and to extend these predictions to five loops in QCD in sections 5 and to SQCD in section 6. We also discuss analogous predictions for the QCD anomalous quark mass dimension in section 7, where “regular” APAP gives very good results, but the new weighting method does not improve matters. In section 8 we consider Abelian gauge theories, with less successful results.

Before deriving these predictions, there is a technical issue which should be clarified, that may also illuminate an interesting physics point. As a general rule, β functions are scheme-dependent beyond one loop, and a theory with a single perturbative coupling constant g , such as QCD, is scheme-dependent beyond two loops, if one considers analytic redefinitions of g . In particular, the QCD β function can be transformed to zero beyond two loops, by making a suitable choice of renormalization scheme ¹. In our analysis of QCD, we use the \overline{MS} scheme, and in $N = 1$ SQCD we favour the DRED scheme ². The successes of the APAP procedure indicate that asymptotia and the convergence of PAP’s are remarkably precocious in these schemes. In the SQCD case, there exists an alternative scheme (NSVZ) [7], associated with the Wilsonian action, in which there is an all-orders relation between β_g and the quark anomalous dimension γ_q . The NSVZ scheme differs perturbatively from DRED [8], and therefore provides a distinct test for the APAP method. We compare predictions for β_g in both DRED and NSVZ, finding that they are less compelling in the latter case: perhaps minimal subtraction schemes are more amenable to Padé techniques? If so, it would be interesting to fathom the reason. As already noted, these techniques are not so successful for the quark mass anomalous dimension, or for Abelian theories. Perhaps these instances also provide clues when and why the Padé magic works.

2. Formalism

We start by recalling relevant aspects of the formalism for PA’s and APAP’s, and establishing our notation. For a generic perturbative series

$$S(x) = \sum_{n=0}^{N_{max}} S_n x^n, \tag{2.1}$$

¹ In fact, it can even be transformed to zero beyond *one* loop by a non-analytic redefinition of g involving $\ln g$: such redefinitions are associated with the Wilsonian action in supersymmetric theories.

² We recall that DRED corresponds to minimal subtraction in conjunction with regularisation by dimensional reduction.

the Padé approximant $[N/M](x)$ is given by [3]

$$[N/M] = \frac{a_0 + a_1x + \cdots + a_Nx^N}{b_0 + b_1x + \cdots + b_Mx^M} \quad (2.2)$$

with $b_0 = 1$, and the other coefficients chosen so that

$$[N/M] = S + O(x^{N+M+1}). \quad (2.3)$$

The coefficient of the x^{N+M+1} term in (2.3) is the PAP estimate S_{N+M+1}^{PAP} of S_{N+M+1} . If the perturbative coefficients S_n diverge as $n!$ for large n , it is possible to show [4] that the relative error

$$\delta_{N+M+1} \equiv \frac{S_{N+M+1}^{\text{PAP}} - S_{N+M+1}}{S_{N+M+1}} \quad (2.4)$$

has the asymptotic form

$$\delta_{N+M+1} \simeq -\frac{M!\mathcal{A}^M}{L_{[N/M]}^M} \quad (2.5)$$

as $N \rightarrow \infty$, for fixed M , where

$$L_{[N/M]} = N + M + aM + b \quad (2.6)$$

and \mathcal{A}, a, b are constants. This theorem not only guarantees the convergence of the PAP's, but also specifies the asymptotic form of the corrections.

The idea of APAP's is to fit the magnitude of this asymptotic correction using the known low-order perturbative coefficients, and apply the resulting numerical correction to the naïve PAP's. In the applications discussed in this paper, we work with $[0/1]$, $[1/1]$ and $[2/1]$ PA's, so that $M = 1$ throughout. For example, four-loop predictions are obtained as follows. In the case $N_{max} = 2$, the $[1/1]$ Padé leads to the naïve PAP $S_3^{\text{PAP}} = S_2^2/S_1$. The improved APAP estimate is then given by

$$S_3^{\text{APAP}} = \frac{S_3^{\text{PAP}}}{1 + \delta_3}, \quad (2.7)$$

where, motivated by its appropriateness in ϕ^4 field theory, we choose $a + b = 0$ in the QCD application discussed in the next section, and \mathcal{A} is then determined by comparing S_2 to $S_2^{\text{PAP}} = S_1^2/S_0$. Alternatively, we could have chosen a value of \mathcal{A} and determined $a + b$ from δ_2 . However, as we shall see, when we go to five loops, knowledge of δ_2 and δ_3 enables us to fit both \mathcal{A} and $a + b$ simultaneously.

3. Application to the Four-Loop β Function in QCD

The APAP method was applied in [5] to estimate the four-loop QCD β function coefficient β_3 , on the basis of the lower-order terms

$$\begin{aligned}
\beta_0 &= \frac{11}{3}C_A - \frac{4}{3}T_F N_F, \\
\beta_1 &= \frac{34}{3}C_A^2 - 4C_F T_F N_F - \frac{20}{3}C_A T_F N_F, \\
\beta_2 &= \frac{2857}{54}C_A^3 + N_F \left[2C_F^2 T_F - \frac{205}{9}C_F C_A T_F - \frac{1415}{27}C_A^2 T_F \right] \\
&\quad + N_F^2 \left[\frac{44}{9}C_F T_F^2 + \frac{158}{27}C_A T_F^2 \right],
\end{aligned} \tag{3.1}$$

known before the appearance of the explicit four-loop calculation [9]. The quadratic Casimir coefficients C_A and C_F for the adjoint and fundamental representations are given for the case of $SU(N_C)$ by

$$C_A = N_C, \quad C_F = \frac{N_C^2 - 1}{2N_C}, \tag{3.2}$$

and we assume the standard normalisation so that $T_F = \frac{1}{2}$. We denote by N_A the number of group generators, so that for $SU(N_C)$ we have $N_A = N_C^2 - 1$.

We recall that β_3 is a polynomial in the number of flavours N_F :

$$\beta_3 = A_3 + B_3 N_F + C_3 N_F^2 + D_3 N_F^3, \tag{3.3}$$

where $D_3 = 1.499$ (for $N_C = 3$) was already known from large- N_F calculations. To justify applying the estimate (2.5), we assume that the $\beta_n \sim n!$ for large n , as discussed in [5]. The predictions for A_3, B_3, C_3 resulting from fitting the APAP results for $0 \leq N_F \leq 4$ to a polynomial of the form (2.5) are compared to the exact results in the first columns of Table I.

The exact four-loop coefficient of the QCD β function for N_C colours is taken from the calculation of [9], which was published after the APAP estimate:

$$\begin{aligned}
\beta_3 &= C_A^4 \left(\frac{150653}{486} - \frac{44}{9}\zeta_3 \right) + \frac{d_A^{abcd} d_A^{abcd}}{N_A} \left(-\frac{80}{9} + \frac{704}{3}\zeta_3 \right) \\
&\quad + N_F \left[C_A^3 T_F \left(-\frac{39143}{81} + \frac{136}{3}\zeta_3 \right) + C_A^2 C_F T_F \left(\frac{7073}{243} - \frac{656}{9}\zeta_3 \right) \right. \\
&\quad \left. + C_A C_F^2 T_F \left(-\frac{4204}{27} + \frac{352}{9}\zeta_3 \right) + 46C_F^3 T_F + \frac{d_F^{abcd} d_A^{abcd}}{N_A} \left(\frac{512}{9} - \frac{1664}{3}\zeta_3 \right) \right] \\
&\quad + N_F^2 \left[C_A^2 T_F^2 \left(\frac{7930}{81} + \frac{224}{9}\zeta_3 \right) + C_F^2 T_F^2 \left(\frac{1352}{27} - \frac{704}{9}\zeta_3 \right) + C_A C_F T_F^2 \left(\frac{17152}{243} + \frac{448}{9}\zeta_3 \right) \right. \\
&\quad \left. + \frac{d_F^{abcd} d_F^{abcd}}{N_A} \left(-\frac{704}{9} + \frac{512}{3}\zeta_3 \right) \right] + N_F^3 \left[\frac{424}{243}C_A T_F^3 + \frac{1232}{243}C_F T_F^3 \right],
\end{aligned} \tag{3.4}$$

where $\zeta_3 \equiv \zeta(3) = 1.2020569\dots$. The quartic Casimir coefficients in (3.4) are given for $SU(N_C)$ by

$$\begin{aligned} d_A^{abcd} d_A^{abcd} &= \frac{N_C^2(N_C^2 - 1)(N_C^2 + 36)}{24}, & d_F^{abcd} d_A^{abcd} &= \frac{N_C(N_C^2 - 1)(N_C^2 + 6)}{48}, \\ d_F^{abcd} d_F^{abcd} &= \frac{(N_C^2 - 1)(N_C^4 - 6N_C^2 + 18)}{96N_C^2}. \end{aligned} \quad (3.5)$$

For $N_C = 3$ one obtains

$$\beta_3 \approx 29243.0 - 6946.30N_F + 405.089N_F^2 + 1.49931N_F^3, \quad (3.6)$$

whereas β_3 is given by the coefficients shown in Table I when one omits the quartic Casimir contributions.

These quartic Casimir terms appear for the first time at four-loop order. They are analogous to the light-by-light scattering terms in $(g-2)_\mu$, and PA-based techniques cannot estimate them on the basis of lower-order terms with different group-theoretical factors. Such terms are known to be important in $(g-2)_\mu$, but were relatively unimportant in previous perturbative QCD applications. In the case of β_3 , they turn out to be about 15 to 20 % for small N_F , but are non-negligible for $N_F \sim 5$. Setting these terms aside, the agreement between the predictions of [5] and the exact results of [9] is remarkable. The predictions we present in the rest of this paper should all be understood as applying to perturbative coefficients without the higher-order analogues of such quartic Casimir terms.

	APAP	EXACT	% DIFF	WAPAP	% DIFF
A_3	23,600(900)	24,633	-4.20(3.70)	24,606	-0.11
B_3	-6,400(200)	-6,375	-0.39(3.14)	-6,374	-0.02
C_3	350(70)	398.5	-12.2(17.6)	402.5	-1.00
D_3	input	1.499	-	input	-

Table I: Exact four-loop results for the QCD β function, compared with the original APAP's in the first column, and improved APAP's obtained from a weighted average over negative N_F (WAPAP), as discussed in the text. The numbers in parenthesis are the error estimates from [5].

Following [5], the same APAP method was applied in [6] to estimate the four-loop β function in SQCD. The agreement with known results was again encouraging, and the APAP provided a prediction $\alpha \approx 2.4$ for the unknown constant [8] in the four-loop SQCD β function, as discussed also in section 5.

4. Weighted APAP's in QCD

Before going on to make new predictions for QCD and SQCD at the five-loop level, we first draw attention to a refinement that offers an improvement on APAP's in the four-loop QCD case. As can be seen in Table I, the signs of the coefficients A_3, B_3, C_3 alternate. A corollary of this is that the APAP predictions for $N_F \sim 5$ are sensitive to cancellations and relatively inaccurate. Conversely, the numerical analysis is relatively stable for (fictitious) $N_F < 0$. We have observed empirically that more accurate predictions for the coefficients A_3, B_3 and C_3 are obtained if one makes polynomial fits for some range of *negative* values of N_F . Is there some systematic procedure that exploits this observation? The following is one method we have explored.

We choose a range $-N_F^{max} \leq N_F \leq 0$ over which we fit values of \mathcal{A} using the APAP formulae of the previous section, and we determine the arithmetic mean of the corresponding values of \mathcal{A} . We use this mean value of \mathcal{A} to estimate β_3 for each of the chosen values of N_F , and fit to the polynomial form (3.3). We hypothesize that the most accurate results for the coefficients A_3, B_3, C_3 may be obtained when they contribute with equal weights to the fit: certainly, one cannot expect that any coefficient that has a small weight in the fit will be estimated reliably. For given N_F^{max} , the overall weights in the fit are A_3 , $B_3 N_F^{max}/2$ and $C_3 N_F^{max}(2N_F^{max} + 1)/6$. We then estimate B_3 as follows. We take the two values of B_3 corresponding to the values of N_F^{max} for which the A_3 and B_3 weights are most nearly equal. Let us call these values of B_3 , $B_3^{(1)}$ and $B_3^{(2)}$, and the corresponding weights $B_3^{W(1)}$ and $B_3^{W(2)}$. Our prediction for B_3 is then

$$B_3 = \frac{\Delta_2 B_3^{(1)} + \Delta_1 B_3^{(2)}}{\Delta_1 + \Delta_2}, \quad (4.1)$$

where $\Delta_{1,2} = |B_3^{W(1,2)} - A_3^{W(1,2)}|$. We estimate C_3 in similar fashion. Both the B_3 calculation and the C_3 calculation yield a result for A_3 , obtained as in (4.1): we take as our prediction for A_3 the mean of these two values.

Table I shows in the column labelled WAPAP the results we obtain using this procedure. We see that the latter are significantly more accurate than the ones obtained using the APAP's for $0 \leq N_F \leq 4$. The values of N_F^{max} selected by WAPAP are 7, 8 for B_3 and 13, 14 for C_3 .

Table II compares the WAPAP predictions obtained in this way with the known exact results (omitting quartic Casimir contributions) in QCD for various values of N_C . The agreement is certainly impressive, even compared with the APAP results shown in Table I. Since the numerical value of the coefficient C_3 is relatively small, corresponding (in the case $N_C = 3$) to the relatively large value $N_F^{max} = 14$ mentioned above, it is perhaps not surprising that the percentage error in the estimate of this coefficient is larger than for either A_3 or B_3 .

Figure 1 displays graphically our resulting predictions for β_3 , as a function of N_F for the most interesting case $N_C = 3$. We plot the percentage relative errors obtained using various APAP-based estimation schemes: naive APAP's fitted with positive $N_F \leq 4$ (diamonds), naive APAP's fitted with negative $N_F \geq -4$, WAPAP's compared to the exact value of β_3 including quartic Casimir terms, and WAPAP's compared to β_3 without quartic Casimir terms (crosses). We see that the latter are the most accurate for β_3 in QCD. In Figure 2 we show the error in the WAPAP prediction for β_3 as a function of N_F , for $N_C = 3, 4, 5, 6, 7$ and 10, once again omitting quartic Casimir terms from the exact result. The accuracy of these predictions is our best evidence for believing in the utility of the WAPAP method.

To anticipate the obvious question: we have explored whether this WAPAP procedure gives significantly better results than the conventional APAP's for the other perturbative series considered in this paper, namely the SQCD β function and the anomalous dimension of the quark mass. As we discuss in sections 7 and 8, the remarkable success of the method at four loops is not repeated for other cases, but there is distinct evidence (provided by large- N_F -expansion results) that WAPAP leads to more reliable predictions at five loops. However, we feel that the results in Tables I and II already provide ample motivation for the QCD WAPAP calculation of β_4 described in the next section.

	WAPAP	exact	% error
$N_C = 2$			
A_3	4.88×10^3	4,866	0.42
B_3	-1.86×10^3	-1,854	0.48
C_3	174	170.5	2.0
$N_C = 3$			
A_3	2.467×10^4	24,633	0.13
B_3	-6.383×10^3	-6,375	0.13
C_3	405	398.5	1.6
$N_C = 4$			
A_3	7.790×10^4	77,852	0.06
B_3	-1.521×10^4	-15,210	0.03
C_3	729	717.2	1.6
$N_C = 5$			
A_3	1.901×10^5	190,068	0.04
B_3	-2.976×10^4	-29,800	-0.12
C_3	1.14×10^3	1,127	1.6
$N_C = 6$			
A_3	3.943×10^5	394,125	0.03
B_3	-5.149×10^4	-51,580	-0.17
C_3	1.65×10^3	1,627.5	1.6
$N_C = 10$			
A_3	3.043×10^6	3,041,089	0.05
B_3	-2.388×10^5	-239,384	-0.25
C_3	4.62×10^3	4,540	1.7

Table II: Comparison of WAPAP and exact results for the exact 4-loop β function in QCD (omitting quartic Casimir terms), for various values of N_C .

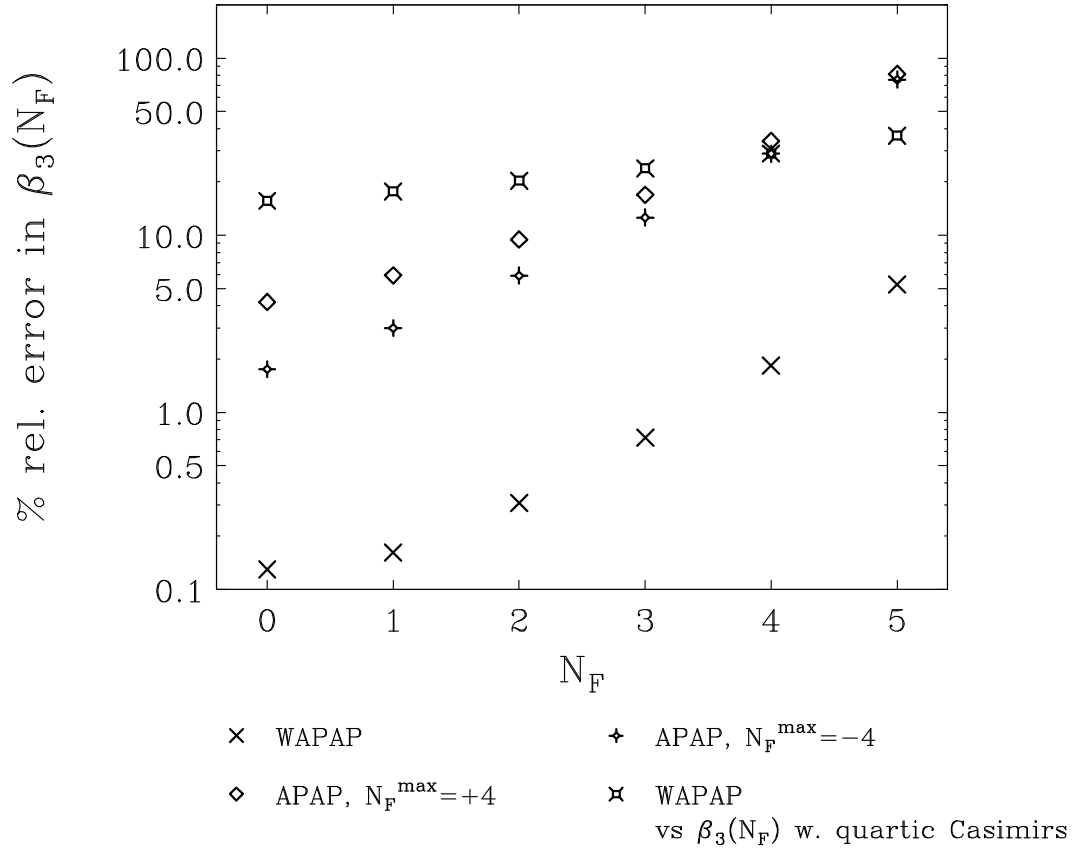


Fig. 1: Predictions for β_3 , as function of N_F , for $N_C = 3$. The percentage relative errors are obtained using various APAP-based estimation schemes: naive APAP's fitted with positive $N_F \leq 4$ (diamonds), naive APAP's fitted with negative $N_F \geq -4$, WAPAP's compared to the exact value of β_3 including quartic Casimir terms, and WAPAP's compared to β_3 without quartic Casimir terms (crosses).

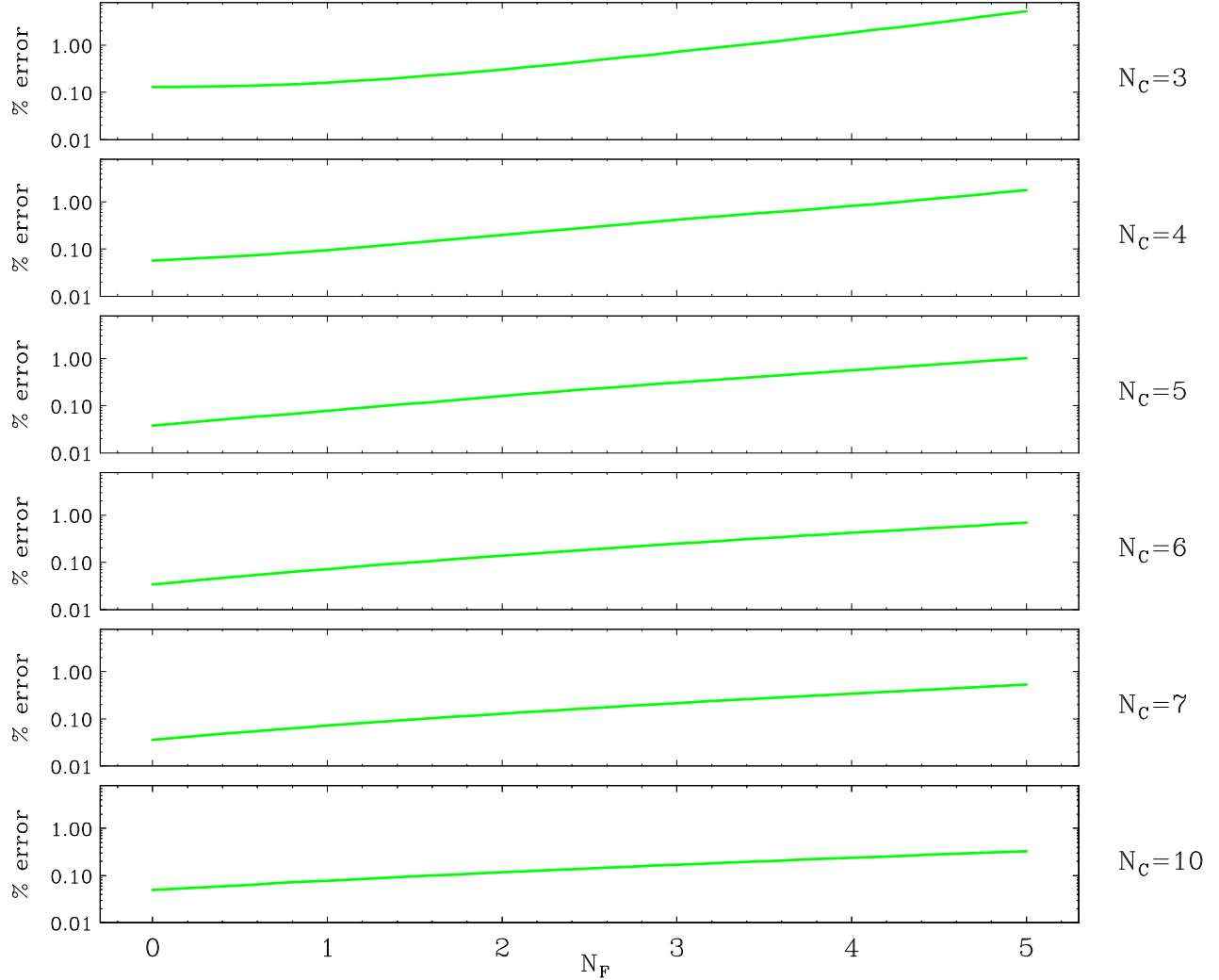


Fig. 2: The percentage relative errors in the WAPAP prediction for β_3 (compared to the exact result with quartic Casimir terms omitted), plotted vs. N_F for $N_C = 3, 4, 5, 6, 7, 10$.

5. Five-Loop Predictions in QCD

We now outline the application of the APAP method to estimate the five-loop β function coefficients β_4 in QCD, using our knowledge of the corresponding β_0 to β_3 . The standard $[2, 1]$ Padé leads to the estimate

$$\beta_4^{\text{PAP}} = \frac{\beta_3^2}{\beta_2}. \quad (5.1)$$

This is then corrected in a similar fashion to Eq. (2.7):

$$\beta_4^{\text{APAP}} = \frac{\beta_4^{\text{PAP}}}{1 + \delta_4}, \quad (5.2)$$

where, according to Eqs. (2.5), (2.6), δ_4 is given asymptotically by

$$\delta_4 = -\frac{\mathcal{A}}{L_{[2/1]}} = -\frac{\mathcal{A}}{3 + a + b}. \quad (5.3)$$

To estimate δ_4 we therefore need to know both \mathcal{A} and $a+b$. These can be deduced from the lower-order relative errors δ_2 and δ_3 , as defined in (2.4) for which we use the asymptotic estimates (2.5):

$$\frac{\mathcal{A}}{\delta_2} = -(1 + a + b), \quad \frac{\mathcal{A}}{\delta_3} = -(2 + a + b) \quad (5.4)$$

from which we obtain \mathcal{A} and $a + b$ ³.

We now calculate the WAPAP for the five-loop QCD β function, which we parametrise as

$$\beta_4 = A_4 + B_4 N_F + C_4 N_F^2 + D_4 N_F^3 + E_4 N_F^4. \quad (5.5)$$

Once again we can input the coefficient of the highest power in N_F , which is given in this case by [10]:

$$E_4 = -4T_F^4 [(288\zeta(3) + 214)C_F + (480\zeta(3) - 229)C_A] / 243. \quad (5.6)$$

using which we obtain the five-loop results shown in Table III.

³ The fitted value of $a + b$ is not necessarily close to the value zero assumed in the estimate of β_3 in QCD.

N_C	2	3	4	5	10
$A_4(\text{w. Q})$	1.48×10^5	7.59×10^5	2.77×10^6	7.92×10^6	2.31×10^8
$A_4(\text{w/o Q})$	6.41×10^4	4.88×10^5	2.06×10^6	6.28×10^6	2.01×10^8
$B_4(\text{w. Q})$	-5.51×10^4	-2.19×10^5	-6.39×10^5	-1.50×10^6	-2.28×10^7
$B_4(\text{w/o Q})$	-3.04×10^4	-1.56×10^5	-4.97×10^5	-1.22×10^6	-1.95×10^7
$C_4(\text{w. Q})$	6.96×10^3	2.05×10^4	4.68×10^4	9.00×10^4	7.07×10^5
$C_4(\text{w/o Q})$	4.69×10^3	1.64×10^4	3.93×10^4	7.72×10^4	6.23×10^5
$D_4(\text{w. Q})$	-21.8	-49.8	-89.8	-142	-575
$D_4(\text{w/o Q})$	-28.3	-60.5	-105	-163	-640
$E_4(\text{input})$	-1.15	-1.84	-2.51	-3.17	-6.43

Table III: WAPAP's for the five-loop QCD β function, calculated both with (w. Q) and without (w/o Q) the four-loop quartic Casimir terms in β_3 . The values of N_F^{max} used range between 5 and 117 in the w. Q case, and between 4 and 108 in the w/o Q case, being largest for large N_C and for D_4 .

Notice that in Table III we include results corresponding to both the inclusion (w. Q) and the omission (w/o Q) of the quartic Casimir contributions to the four-loop coefficients, obtained from (3.4). The former (latter) results should of course be compared with contributions including (excluding) such terms at five loops when (and if) such results become available. Of course, at five-loop order we may expect to encounter new higher-order Casimir terms, which should in any event be omitted in the comparison. We can only hope that such contributions are relatively unimportant, which is the case for the quartic terms in β_3 for small N_F . We anticipate that the percentage errors of the w/o Q estimates of the non-quartic terms in the coefficients are likely to be the smallest, whereas the best estimate of the full coefficients may be provided by the w. Q estimates.

We show below the results obtained if we choose not to input the value of E_4 , but rather predict that as well. As can be seen, the results for A_4 , B_4 and C_4 , in particular, are very stable. Moreover, the prediction for E_4 is encouragingly close to the true value, considering the extreme smallness of E_4 compared to A_4 .

N_C	2	3	4	5	10
$A_4(\text{w. Q})$	1.45×10^5	7.51×10^5	2.75×10^6	7.87×10^6	2.30×10^8
$A_4(\text{w/o Q})$	6.38×10^4	4.85×10^5	2.05×10^6	6.24×10^6	2.00×10^8
$B_4(\text{w. Q})$	-5.53×10^4	-2.20×10^5	-6.41×10^5	-1.51×10^6	-2.29×10^7
$B_4(\text{w/o Q})$	-3.05×10^4	-1.57×10^5	-4.99×10^5	-1.22×10^6	-1.96×10^7
$C_4(\text{w. Q})$	6.72×10^3	1.97×10^4	4.50×10^4	8.66×10^4	6.81×10^5
$C_4(\text{w/o Q})$	4,522	1.58×10^4	3.79×10^4	7.43×10^4	5.99×10^5
$D_4(\text{w. Q})$	-28.3	-93.8	-226	-389	-1,730
$D_4(\text{w/o Q})$	-72.7	-163	-287	-446	-1,750
$E_4(\text{w. Q})$	-0.974	-2.03	-3.07	-4.06	-8.73
$E_4(\text{w/o Q})$	-1.61	-2.56	-3.45	-4.33	-8.64

Table IV: WAPAP's for the five-loop QCD β function, calculated with and without the four-loop quartic Casimir terms, but without inputting the known exact values of E_4 . It is encouraging to compare the output values with the last row in Table III. The values of N_F^{max} used range between 5 and 81 in the w. Q case, and between 4 and 104 in the w/o Q case.

It is not possible to state precise errors for the type of prediction discussed in this paper. We gave in [5] certain estimates of the uncertainties, which turned out to be in the right ballpark if quartic Casimir terms are omitted in the comparison, as reported in Table I. The appearance of such new quartic terms is characteristic of the type of theoretical 'systematic error' that cannot be foreseen. In the case of our β_4 predictions in QCD, we draw the reader's attention to the differences between the w. Q and w/o Q entries in Table III, and to the differences between these and the corresponding entries in Table IV, obtained without using the known values of E_4 as inputs. The most accurate estimates of the full coefficients are likely to be the w. Q entries in Table III, but the uncertainties are unlikely to be smaller than these differences.

6. Five-Loop Predictions in $N = 1$ Supersymmetric QCD

We begin with the SQCD β function in the DRED regularisation scheme, where the

first four coefficients are given by [8]:

$$\beta_0 = 3N_C - N_F, \quad (6.1a)$$

$$\beta_1 = 6N_C^2 - \left[4N_C - \frac{2}{N_C}\right] N_F \quad (6.1b)$$

$$\beta_2 = 21N_C^3 - \left[21N_C^2 - \frac{2}{N_C^2} - 9\right] N_F - \left[\frac{3}{N_C} - 4N_C\right] N_F^2 \quad (6.1c)$$

$$\beta_3 = A_3 + B_3N_F + C_3N_F^2 + D_3N_F^3 \quad (6.1d)$$

where N_C is the number of colours, and

$$\begin{aligned} A_3 &= (6 + 36\alpha)N_C^4 \\ B_3 &= -36(1 + \alpha)N_C^3 + (34 + 12\alpha)N_C + \frac{8}{N_C} + \frac{4}{N_C^3} \\ C_3 &= \left(\frac{62}{3} + 2\kappa + 8\alpha\right)N_C^2 - \frac{100}{3} - 4\alpha - \frac{6\kappa - 20}{3N_C^2} \\ D_3 &= \frac{2}{3N_C}. \end{aligned} \quad (6.2)$$

Here $\kappa = 6\zeta_3$ and α is a constant which has not yet been calculated exactly. Notice that there are no quartic Casimir contributions in the SQCD case ⁴. The APAP method was used in an earlier paper [6] to obtain the estimate $\alpha \approx 2.4$.

Proceeding now to five loops, we write

$$\beta_4 = A_4 + B_4N_F + C_4N_F^2 + D_4N_F^3 + E_4N_F^4. \quad (6.3)$$

As in the QCD case we can input the true value of E_4 provided by a recent large N_F calculation [11], and given by

$$E_4 = -[2N_C\zeta_3 - (1 + 2\zeta_3)/(2N_C)]. \quad (6.4)$$

We choose to calculate the WAPAP predictions both with and without this input. This also enables us to explore the sensitivity of the resulting prediction for E_4 to variations in

⁴ Their absence may be understood as a consequence of the fact that the β function vanishes beyond one loop for an arbitrary $N = 2$ supersymmetric theory. We are unable, however, to comment on the possible appearance of quartic and higher-order Casimir terms at the five-loop level.

α . Assuming $\alpha = 2.4$, we obtain the results shown in Table V, whereas the results with the known values of E_4 not input are shown in Table VI. The qualitative agreement between the predicted values of E_4 in the last row of Table VI and the exact values in Table V is good. We note that the WAPAP process is crucial for this agreement, in that the output E_4 is quite sensitive to the value of N_F^{max} used, which is fixed by the WAPAP criterion. We see that the output values of A_4 , B_4 , C_4 and D_4 are quite stable, which is perhaps to be expected in view of the small numerical values of E_4 . The differences between the results obtained with and without the input exact value of E_4 provide some indication of the uncertainty in the predictions. We expect, naturally, the case with input E_4 to be the more accurate.

N_C	2	3	4	5	10
A_4	1.48×10^4	1.13×10^5	4.78×10^5	1.46×10^6	4.69×10^7
B_4	-1.05×10^4	-5.85×10^4	-1.91×10^5	-4.72×10^5	-7.70×10^6
C_4	3.25×10^3	1.29×10^4	3.21×10^4	6.42×10^4	5.29×10^5
D_4	-109	-307	-583	-936	-3.87×10^3
$E_4(\text{input})$	-3.96	-6.64	-9.19	-11.68	-23.9

Table V: WAPAP's for the five-loop SQCD β function, assuming $\alpha = 2.4$. The values of N_F^{max} used range between 3 and 37.

N_C	2	3	4	5	10
A_4	1.46×10^4	1.12×10^5	4.73×10^5	1.45×10^6	4.64×10^7
B_4	-1.04×10^4	-5.87×10^4	-1.91×10^5	-4.74×10^5	-7.73×10^6
C_4	3.16×10^3	1.25×10^4	3.11×10^4	6.21×10^4	5.12×10^5
D_4	-134	-400	-767	-1.24×10^3	-5.12×10^3
E_4	-2.44	-4.53	-6.33	-8.03	-16.1

Table VI: WAPAP's for the five-loop SQCD β -function, again assuming $\alpha = 2.4$, but without the exact values of E_4 as input. The values of N_F^{max} used range between 4 and 33.

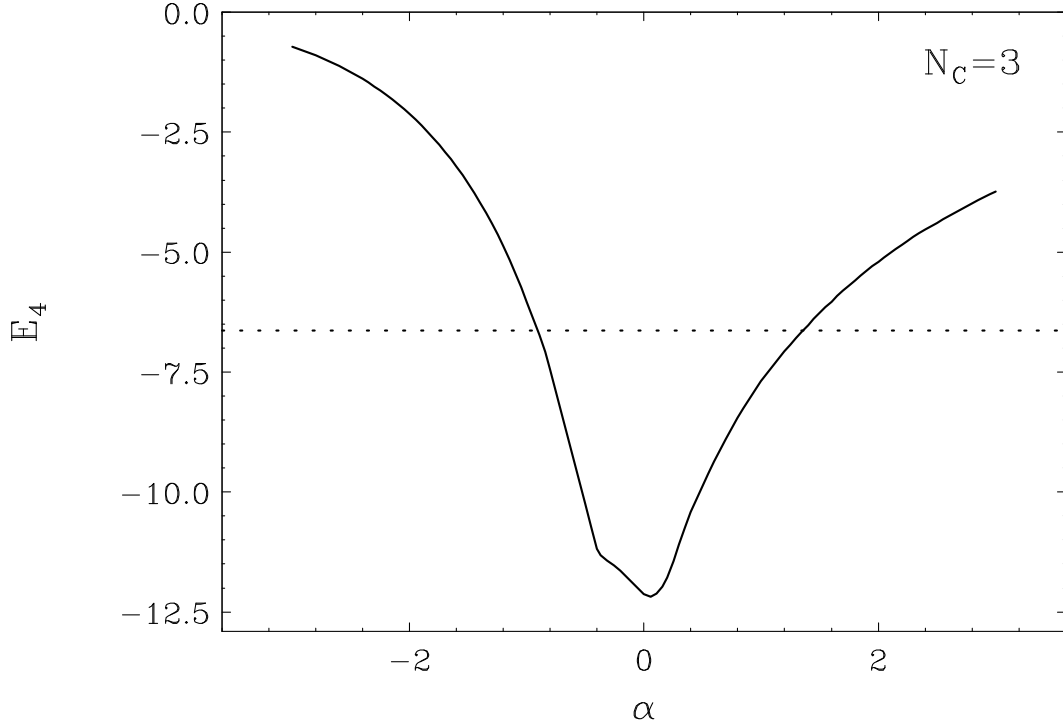


Fig. 3: The WAPAP result for E_4 plotted against α , for $-3 < \alpha < 3$.

The value $\alpha = 2.4$ used above was itself based on an APAP calculation [6]. It behoves us, therefore, to explore the sensitivity of our results to the precise value of α . In Fig. 3 we plot the WAPAP result for E_4 against α , for $-3 < \alpha < 3$. We see that for this range there are two values of α corresponding to $E_4 = E_4^{\text{exact}}$, namely $\alpha \approx -0.9$ and $\alpha \approx 1.4$. Given the fact that in general we would expect E_4 to be the least-well determined coefficient, we consider this result to be reasonably consistent with our previous prediction that $\alpha \approx 2.4$. It should be noted that our predictions for $A_4 \cdots D_4$ are also sensitive to the precise value of α .

We turn now to the alternative NSVZ prescription for the SQCD β -function, given by the following exact formula [7] which relates β_g to the quark anomalous dimension, γ_q :

$$\beta_g^{\text{NSVZ}} = -\frac{g^3}{16\pi^2} \left[\frac{N_F - 3N_C - 2N_F\gamma_q^{\text{NSVZ}}}{1 - 2N_Cg^2(16\pi^2)^{-1}} \right], \quad (6.5)$$

Note the overall minus sign, in accordance with our conventions here. Using (6.5) and the result for γ_q^{NSVZ} given in [8], we obtain:

$$\beta_0 = 3N_C - N_F, \quad (6.6a)$$

$$\beta_1 = 6N_C^2 - \left[4N_C - \frac{2}{N_C}\right] N_F \quad (6.6b)$$

$$\beta_2 = 12N_C^3 - \left[12N_C^2 - \frac{2}{N_C^2} - 6\right] N_F - \left[\frac{2}{N_C} - 2N_C\right] N_F^2 \quad (6.6c)$$

$$\beta_3 = A_3 + B_3 N_F + C_3 N_F^2 + D_3 N_F^3 \quad (6.6d)$$

where

$$\begin{aligned} A_3 &= 24N_C^4 \\ B_3 &= -40N_C^3 + 30N_C - \frac{2}{N_C} + \frac{4}{N_C^3} \\ C_3 &= (2\kappa + 14) N_C^2 - 24 - \frac{2\kappa - 10}{N_C^2} \\ D_3 &= 2N_C - \frac{2}{N_C}. \end{aligned} \quad (6.7)$$

In this case there is no undetermined parameter α : we know [8] γ_q^{NSVZ} through three loops and hence β_g^{NSVZ} through four loops.

It is possible to argue [12] on the basis of the nature of the coupling-constant redefinition connecting the two schemes that γ_q^{DRED} and γ_q^{NSVZ} are the same at leading order in N_F . Hence, if as before we write

$$\beta_4 = A_4 + B_4 N_F + C_4 N_F^2 + D_4 N_F^3 + E_4 N_F^4, \quad (6.8)$$

we can find E_4 , as we did in the DRED case, from the large- N_F results in [11]. The result is:

$$E_4 = 2 [1 - 2\zeta(3)] (N_C - 1/N_C). \quad (6.9)$$

We also have, as is evident from (6.5), that $A_4 = 48N_C^5$, providing an additional check on our calculation ⁵. Our WAPAP results are shown in the Tables VII and VIII, for the cases with and without E_4 input. Also shown in the second row of Table VIII are the exact results for A_4 .

⁵ We could, of course, input *both* A_4 and E_4 , but we choose instead to compare the WAPAP results for all the five-loop coefficients with the corresponding ones with E_4 input.

N_C	2	3	4	5	10
A_4	1.68×10^3	1.04×10^4	4.44×10^4	4.99×10^5	4.42×10^6
B_4	-1.25×10^3	-7.87×10^3	-2.63×10^4	-6.56×10^4	-1.08×10^6
C_4	750	3.10×10^3	7.86×10^3	1.58×10^4	1.32×10^5
D_4	-6.0	-90.1	-163	-516	-938
$E_4(\text{input})$	-4.21	-7.49	-10.5	-13.5	-27.8

Table VII: WAPAP's for the five-loop NSVZ β function, with the exact values of E_4 used as input. The values of N_F^{max} used range between 3 and 26.

N_C	2	3	4	5	10
A_4	1.49×10^3	1.05×10^4	4.33×10^4	1.42×10^5	4.45×10^6
$A_4(\text{exact})$	1.536×10^3	1.166×10^4	4.915×10^4	1.500×10^5	4.800×10^6
B_4	-1.13×10^3	-7.80×10^3	-2.65×10^4	-6.64×10^4	-1.09×10^6
C_4	612	2.87×10^3	7.35×10^3	1.48×10^4	1.23×10^5
D_4	-75	-241	-462	-742	-3060
E_4	-13.0	-13.28	-15.8	-27.9	-50.6

Table VIII: WAPAP's for the five-loop NSVZ β -function, with E_4 not input. The values of N_F^{max} used range between 4 and 18.

We see that the WAPAP's are in general in good agreement with the exact result for A_4 in the NSVZ scheme, at the 10% level. Although encouraging, these results are not quite as compelling as the ones for the DRED scheme. This is at first sight surprising, given the form of (6.5), which appears at first sight to be close to the rational function form of the PA's. However, as mentioned in the Introduction, perhaps minimal subtraction schemes are more amenable to Padé techniques. The anomalously poor result for A_4 in Table VII is caused by the fact that the error δ_4 is close to -1 in this case, for the N_F^{max} values corresponding to the determination of D_4 . The reason the result for D_4 is not also anomalously large is that the two values from which the weighted average is taken are both numerically large but with opposite signs. Thus we cannot rely on either the A_4 or the D_4 prediction for $N_C = 5$. With this exception, A_4 comes out reasonably close to the exact

result. This means, of course that the predictions for $B_4 \cdots D_4$ will not change much if we input A_4 as well as E_4 .

Analogously to the five-loop QCD case discussed in the previous section, we take the differences between the entries in Tables VII and VIII as lower limits on the possible uncertainties in our five-loop NSVZ predictions.

7. The Quark Mass Anomalous Dimension in QCD

We now consider the quark mass anomalous dimension γ in QCD, defined as

$$\gamma = \frac{d \ln m_q}{d \ln \mu^2} = -\gamma_0 a - \gamma_1 a^2 - \gamma_2 a^3 - \gamma_3 a^4 - \gamma_4 a^5 + O(a^6), \quad (7.1)$$

where $a = \alpha_s/\pi$. The 4-loop coefficient γ_3 was recently computed in [13] [14] and the full exact results for the coefficients γ_n for $n = 0, 1, 2, 3$ are given by

$$\begin{aligned} \gamma_0 &= \frac{1}{4} [3C_F] \\ \gamma_1 &= \frac{1}{16} \left[\frac{3}{2} C_F^2 + \frac{97}{6} C_F C_A - \frac{10}{3} C_F T_F N_F \right] \\ \gamma_2 &= \frac{1}{64} \left[\frac{129}{2} C_F^3 - \frac{129}{4} C_F^2 C_A + \frac{11413}{108} C_F C_A^2 \right. \\ &\quad \left. + C_F^2 T_F N_F (-46 + 48\zeta_3) + C_F C_A T_F N_F \left(-\frac{556}{27} - 48\zeta_3 \right) - \frac{140}{27} C_F T_F^2 N_F^2 \right] \\ \gamma_3 &= \frac{1}{256} \left[C_F^4 \left(-\frac{1261}{8} - 336\zeta_3 \right) + C_F^3 C_A \left(\frac{15349}{12} + 316\zeta_3 \right) \right. \\ &\quad \left. + C_F^2 C_A^2 \left(-\frac{34045}{36} - 152\zeta_3 + 440\zeta_5 \right) + C_F C_A^3 \left(\frac{70055}{72} + \frac{1418}{9}\zeta_3 - 440\zeta_5 \right) \right. \\ &\quad \left. + C_F^3 T_F N_F \left(-\frac{280}{3} + 552\zeta_3 - 480\zeta_5 \right) + C_F^2 C_A T_F N_F \left(-\frac{8819}{27} + 368\zeta_3 - 264\zeta_4 + 80\zeta_5 \right) \right. \\ &\quad \left. + C_F C_A^2 T_F N_F \left(-\frac{65459}{162} - \frac{2684}{3}\zeta_3 + 264\zeta_4 + 400\zeta_5 \right) \right. \\ &\quad \left. + C_F^2 T_F^2 N_F^2 \left(\frac{304}{27} - 160\zeta_3 + 96\zeta_4 \right) \right. \\ &\quad \left. + C_F C_A T_F^2 N_F^2 \left(\frac{1342}{81} + 160\zeta_3 - 96\zeta_4 \right) + C_F T_F^3 N_F^3 \left(-\frac{664}{81} + \frac{128}{9}\zeta_3 \right) \right. \\ &\quad \left. + \frac{d^{abcd} d_A^{abcd}}{d_Q} (-32 + 240\zeta_3) + N_F \frac{d^{abcd} d_F^{abcd}}{d_Q} (64 - 480\zeta_3) \right]. \end{aligned} \quad (7.2)$$

where for $SU(N_C)$ the quadratic and quartic Casimirs are as defined in (3.2), (3.5), and $T_F = \frac{1}{2}$ as before. In addition, d_Q is the dimension of the quark representation, so that $d_Q = N_C$ for $SU(N_C)$, and we have $\zeta_4 \equiv \zeta(4) = 1.0823232 \cdots$ and $\zeta_5 \equiv \zeta(5) =$

1.0369277... For $N_C = 3$, we have

$$\begin{aligned}
\gamma_0 &= 1 \\
\gamma_1 &= \frac{1}{16} \left[\frac{202}{3} - \frac{20}{9} N_F \right] \\
\gamma_2 &= \frac{1}{64} \left[1249 + \left(-\frac{2216}{27} - \frac{160}{3} \zeta_3 \right) N_F - \frac{140}{81} N_F^2 \right] \\
\gamma_3 &= \frac{1}{256} \left[\frac{4603055}{162} + \frac{135680}{27} \zeta_3 - 8800 \zeta_5 + \left(-\frac{91723}{27} - \frac{34192}{9} \zeta_3 + 880 \zeta_4 + \frac{18400}{9} \zeta_5 \right) N_F \right. \\
&\quad \left. + \left(\frac{5242}{243} + \frac{800}{9} \zeta_3 - \frac{160}{3} \zeta_4 \right) N_F^2 + \left(-\frac{332}{243} + \frac{64}{27} \zeta_3 \right) N_F^3 \right],
\end{aligned} \tag{7.3}$$

which have the numerical values

$$\begin{aligned}
\gamma_0 &= 1 \\
\gamma_1 &\approx 4.20833 - 0.138889 N_F \\
\gamma_2 &\approx 19.5156 - 2.28412 N_F - 0.0270062 N_F^2 \\
\gamma_3 &\approx 98.9434 - 19.1075 N_F + 0.276163 N_F^2 + 0.00579322 N_F^3.
\end{aligned} \tag{7.4}$$

Omitting the quartic Casimir contributions, one obtains

$$\gamma_3 = 96.4386 - 18.8292 N_F + 0.276163 N_F^2 + 0.00579322 N_F^3. \tag{7.5}$$

and we shall now compare (7.4) and (7.5) with APAP's.

It transpires that the WAPAP procedure does not work so well here. The most accurate results for both B_3^γ and C_3^γ are obtained for small N_F^{max} . This is reasonably consistent with the WAPAP behaviour in the C_3^γ case: here, the weight difference $C_3^{\gamma W} - A_3^{\gamma W}$ never changes sign, but is smallest at $N_F^{max} = 2$ on the edge of the range. However, the WAPAP criterion for B_3^γ leads to values of N_F^{max} which start at 9 for $N_C = 2$ and increase with N_C . Nevertheless, as in the previous sections, it seems sensible to match at negative N_F , and spectacular results are obtained if we simply take $N_F^{max} = 4$ (with $-N_F^{max} < N_F < 0$) throughout, as can be seen from Table IX, where numerical predictions for the coefficients in the parametrization

$$\gamma_3 = A_3^\gamma + B_3^\gamma N_F + C_3^\gamma N_F^2 + D_3^\gamma N_F^3, \tag{7.6}$$

are given both without (w/o Q) and with (w. Q) quartic Casimir contributions. It should be noted that we have used as input the exact result for D_3^γ , which is contained in (7.3).

N_C				
2	3	4	5	20

A_3^γ

APAP	16.1	97.9	328	822	2.18×10^5
w/o Q	15.4	96.4	327	825	2.23×10^5
w. Q	16.0	98.9	334	840	2.26×10^5

B_3^γ

APAP	-5.14	-20.0	-49.3	-98.0	-6.39×10^3
w/o Q	-4.70	-18.8	-47.1	-94.2	-6.27×10^3
w. Q	-4.77	-19.1	-48.0	-96.2	-6.43×10^3

C_3^γ

APAP	0.065	0.224	0.478	0.828	17.5
exact	0.111	0.276	0.504	0.796	13.0

D_3^γ

input	3.26×10^{-3}	5.79×10^{-3}	8.15×10^{-3}	0.0104	0.0433
-------	-----------------------	-----------------------	-----------------------	--------	--------

Table IX: Four-loop quark mass anomalous dimension in QCD: APAP's for fixed $N_F^{max} = 4$ are compared with the exact values both without (w/o Q) and with (w. Q) the quartic Casimir terms.

It can be seen that in all cases the APAP estimate is quite accurate over a wide range of N_C . In most cases, the APAP estimate is closer to the exact result without the quartic Casimir contribution (w/o Q), but in any case the quartic Casimir contribution to γ_3 is smaller than in the case of the QCD β function.

We now go on to discuss the five-loop APAP estimate of γ . We parametrize the five-loop quark mass anomalous dimension γ_4 in the form

$$\gamma_4 = A_4^\gamma + B_4^\gamma N_F + C_4^\gamma N_F^2 + D_4^\gamma N_F^3 + E_4^\gamma N_F^4, \quad (7.7)$$

where the value of E_4^γ can be derived from [15]:

$$E_4^\gamma = C_F T_F^4 (-65/5184 - 5\zeta(3)/324 + \pi^4/3240). \quad (7.8)$$

We use the full γ_3 as input, including the quartic Casimir contribution. As we argued in the case of the QCD β function, we expect our five-loop estimate to include the effects of contributions involving such quartic Casimir terms, but not the effect of new Casimir terms making a first appearance. Once again we choose $N_F^{max} = 4$ to derive the results shown in Table X.

N_C	2	3	4	5	20
$A_4(\text{w. Q})$	56.0	530	2.41×10^3	7.63×10^3	8.37×10^6
$A_4(\text{w/o Q})$	50.5	493	2.27×10^3	7.22×10^3	7.97×10^6
$B_4(\text{w. Q})$	-23.3	-143	-483	-1.22×10^3	-3.33×10^5
$B_4(\text{w/o Q})$	-21.7	-135	-457	-1.15×10^3	-3.12×10^5
$C_4(\text{w. Q})$	1.70	6.67	16.8	33.7	2.29×10^3
$C_4(\text{w/o Q})$	1.64	6.44	16.0	32.0	2.14×10^3
$D_4(\text{w. Q})$	8.12×10^{-3}	0.037	0.0891	0.165	4.31
$D_4(\text{w/o Q})$	8.88×10^{-3}	0.037	0.0831	0.148	3.48
$E_4(\text{input})$	-4.80×10^{-5}	-8.54×10^{-5}	-1.2×10^{-4}	-1.54×10^{-4}	-6.39×10^{-4}

Table X: APAP's for the five-loop quark mass anomalous dimension in QCD, calculated with and without the four-loop quartic Casimir terms.

8. Abelian Gauge Theories

All of the previous sections have dealt with APAP predictions for *non-Abelian* theories. It is natural to ask whether similarly accurate results can be obtained for the Abelian case. We address this question in this section, choosing as our example the fermion mass anomalous dimension with N_F charged fermions, where good results were found in the non-Abelian case, as we saw in the previous section. A supplementary reason for choosing this example is that the *next-to-leading- N_F* result is available, as well as the leading one.

The results for $\gamma_1 \cdots \gamma_3$ in the abelian case follow from Eq. (7.2) by setting

$$C_F = T_F = 1, C_A = 0, \frac{d_F^{abcd} d_A^{abcd}}{d_Q} = 0, \frac{d_F^{abcd} d_F^{abcd}}{d_Q} = 1, \quad (8.1)$$

so that:

$$\gamma_0 = 0.75 \tag{8.2a}$$

$$\gamma_1 \approx 0.09375 - 0.2083N_F \tag{8.2b}$$

$$\gamma_2 \approx 1.0078 + 0.18279N_F - 0.08102N_F^2 \tag{8.2c}$$

$$\gamma_3 \approx -2.1934 - 1.7207N_F - 0.30143N_F^2 + 0.03476N_F^3. \tag{8.2d}$$

Omitting the quartic Casimir term, we would instead have

$$\gamma_3 \approx -2.1934 + 0.2831N_F - 0.30143N_F^2 + 0.03476N_F^3. \tag{8.3}$$

We can see at once that the miraculous success of the previous APAP prediction for γ_3 will not be reproduced here. For $N_F = 0$, the *sign* of γ_3 differs from the sign of γ_2^2/γ_1 . Moreover, γ_1 has a zero, and hence γ_3^{APAP} has a pole, for $N_F \approx 0.45$. Hence, we cannot hope to reproduce γ_3 for small values of $|N_F|$. For large $|N_F|$ the sign of γ_3 is still wrong, so the method fails in this region also.

One easily verifies that this pessimism is confirmed by the results, and things do not improve at five loops. Then, as well as E_4^γ as given in (7.8), it is possible to derive from [16] the result for D_4 :

$$D_4^\gamma = \frac{11}{96}\zeta_3 + \frac{1}{6}\zeta_5 - \frac{\pi^4}{288} + \frac{4483}{41472} \approx 0.0804. \tag{8.4}$$

We notice now, however, that γ_2 has zeros, and hence γ_3^{APAP} has poles, for $N_F = -2.6$ and $N_F = 4.8$. Consequently, we may expect that the results will be rather sensitive to the range of N_F , if we match in a region including the origin. On the other hand, for large N_F we have $\gamma_3^2/\gamma_2 \approx -0.014N_F^4$, whereas $E_4^\gamma \approx -0.001$, so we also cannot expect good results at increasing $|N_F|$.

We leave it to the reader to convince her(him)self that we cannot expect to extract reliable predictions for $A_4 \cdots C_4$. We also record that the QED and SQED gauge β -functions yield similarly unattractive results. Evidently, Abelian theories are less amenable to the APAP approach, for some unknown reason.

9. Conclusions

We have presented results obtained from our APAP method for the four-loop and five-loop QCD β -function coefficients, for the five-loop SQCD β -function coefficients, and for the four- and five-loop quark mass anomalous dimensions in QCD. Particularly in the case of the QCD β -function, and to some extent also for SQCD, particularly in the DRED scheme, a modified procedure for extracting the predictions for the various coefficients of powers of N_F (WAPAP) gave improved results. In general, the four-loop results agree very well with the known results, giving us confidence in our predictions of the five-loop terms.

Our four-loop QCD β -function predictions [5] were confirmed very rapidly by an exact calculation [9]. Unfortunately, in view of the current limitations on the technology of exact perturbative calculations in QCD and SQCD, it may be some time before our five-loop predictions can also be tested directly. It would therefore be interesting to find alternative techniques that could be confronted or combined with APAP's. One possible complementary technique may be that of the large- N_F expansion. Unfortunately, it is the leading term in N_F which is least well determined by the APAP approach, which is related to the poor results obtained in the Abelian case. It would be very interesting if the large- N_F methods could be extended to next-to-leading terms in this expansion for the non-Abelian case, in which case more comparisons and cross-checks could be made.

Acknowledgements

This work was supported by the US Department of Energy under contract DE-AC03-765F00515 and grant no. DE-FG05-84ER40215. The of research of M.K. was supported in part by the Israel Science Foundation administered by the Israel Academy of Sciences and Humanities, and by a Grant from the G.I.F., the German-Israeli Foundation for Scientific Research and Development. I.J. and D.R.T.J. thank John Gracey for help with his large- N_F results.

References

- [1] For recent reviews and references, see:
M. Beneke, talk at the *Fifth International Workshop on Deep Inelastic Scattering and QCD*, Chicago 1997, hep-ph/9706457;
R. Akhoury and V.I. Zakharov, talks at the *QCD 96* and *QCD 97* conferences, Montpellier 1996 and 1997, hep-ph/9610492 and hep-ph/9710257;
Yu.L. Dokshitzer and B.R. Webber, Phys. Lett. **B404** (1997) 321.
- [2] See, for example:
T. van Ritbergen, J.A.M. Vermaseren, S.A. Larin and P. Nogueira, Int. J. Mod. Phys. **C6** (1995) 513;
A.L. Kataev, talk at *Second Workshop on Continuous Advances in QCD*, Minneapolis, 1996, hep-ph/9607426;
see also refs. [9], [13] and [14].
- [3] M.A. Samuel, G. Li and E. Steinfelds, Phys. Rev. **D48** (1993) 869 and Phys. Lett. **B323** (1994) 188;
M.A. Samuel and G. Li, Int. J. Th. Phys. **33** (1994) 1461 and Phys. Lett. **B331** (1994) 114.
- [4] M.A. Samuel, J. Ellis and M. Karliner, Phys. Rev. Lett. **74** (1995) 4380;
J. Ellis, E. Gardi, M. Karliner and M.A. Samuel, Phys. Lett. **B366** (1996) 268 and Phys. Rev. **D54** (1996) 6986;
E. Gardi, Phys. Rev. **D56** (1997) 68;
S.J. Brodsky, J. Ellis, E. Gardi, M. Karliner and M.A. Samuel, hep-ph/9706467, accepted for publication in Phys. Rev. **D**.
- [5] J. Ellis, M. Karliner and M.A. Samuel, Phys. Lett. **B400** (1997) 176.
- [6] I. Jack, D.R.T. Jones and M.A. Samuel, Phys. Lett. **B407** (1997) 143.
- [7] V. Novikov et al, Nucl. Phys. **B229** (1983) 381;
V. Novikov et al, Phys. Lett. **B166** (1986) 329;
M. Shifman and A. Vainstein, Nucl. Phys. **B277** (1986) 456;
A. Vainstein, V. Zakharov and M. Shifman, Sov. J. Nucl. Phys. **43** (1986) 1028;
M. Shifman, A. Vainstein and V. Zakharov Phys. Lett. **B166** (1986) 334.
- [8] I. Jack, D.R.T. Jones and C.G. North, Nucl. Phys. **B486** (1997) 479.
- [9] T. van Ritbergen, J.A.M. Vermaseren and S.A. Larin, Phys. Lett. **B400** (1997) 379.
- [10] J.A. Gracey, Phys. Lett. **B373** (1996) 178.
- [11] P.M. Ferreira, I. Jack, D.R.T. Jones and C.G. North hep-ph/9705328.
- [12] I. Jack and D.R.T. Jones, hep-ph/9707278.
- [13] J.A.M. Vermaseren, S.A. Larin and T. van Ritbergen, Phys. Lett. **B405** (1997) 327.
- [14] K.G. Chetyrkin, Phys. Lett. **B404** (1997) 161.
- [15] A. Palanques-Mestre and P. Pascual, Comm. Math. Phys. **95** (1984) 277.
- [16] J.A. Gracey, Phys. Lett. **B317** (1993) 415.