

# Tevatron Constraints on Topcolor-Assisted Technicolor

Yumian Su,<sup>\*</sup> Gian Franco Bonini,<sup>†</sup> and Kenneth Lane<sup>‡</sup>

*Department of Physics, Boston University, Boston, Massachusetts, 02215*

(July 30, 2021)

## Abstract

We study the constraints on models of topcolor-assisted technicolor arising from measurements of high- $E_T$  jets and high-mass lepton pairs at the Tevatron collider. Existing data can eliminate models that have appeared in the literature.

arXiv:hep-ph/9706267v3 24 Nov 1997

The dynamical electroweak symmetry breaking scheme known as topcolor-assisted technicolor (TC2) was proposed [1] to resolve the difficulties of top-condensate models [2,3] and of technicolor models [4,5]. Technicolor, augmented by extended technicolor, has been unable to explain the large mass of the top quark without conflict with precision electroweak measurements [6] or unacceptable fine tuning of parameters. On the other hand, models with electroweak symmetry breaking induced by strong topcolor interactions that are consistent with precision electroweak measurements require a topcolor energy scale much higher than the electroweak scale and, therefore, very severe fine tuning. These problems are ameliorated in TC2. Technicolor interactions at the electroweak scale are responsible for electroweak symmetry breaking, and extended technicolor generates the hard masses of all quarks and leptons *except* that of the top quark. Strong topcolor interactions, broken near 1 TeV, induce a large top condensate and all but a few GeV of the top mass, but contribute little to electroweak symmetry breaking.

In the simpler TC2 models, an (as yet unspecified) extended technicolor gauge group breaks down to [1,7–9]:

$$G_{TC} \otimes SU(3)_1 \otimes U(1)_1 \otimes SU(3)_2 \otimes U(1)_2 \otimes SU(2)_L \quad (1)$$

with coupling constants  $g_{TC}$ ,  $g_1$ ,  $g'_1$ ,  $g_2$ ,  $g'_2$ , and  $g$ , respectively, where  $g_1^2 \gg g_2^2$  and  $g_1'^2 \gg g_2'^2$ . At an energy scale of order 1 TeV, the gauge symmetries in Eq. (1) break down into the usual color and hypercharge groups:  $SU(3)_1 \otimes SU(3)_2 \rightarrow SU(3)_c$ ,  $U(1)_1 \otimes U(1)_2 \rightarrow U(1)_Y$ . Because of this breaking, the model has eight color-octet vector bosons and one neutral  $Z'$ , all of which have masses of order 1 TeV. In the models of Ref. [8],  $SU(3)_1$  couples only to third-generation quarks, but the strong  $U(1)_1$  couples to *all* fermions. This was necessary to achieve mixing between the third generation of quarks and the two lighter generations while ensuring, among other things, that gauge anomalies cancelled. Thus, only the  $Z'$  couples strongly to the first two families of quarks and leptons. In what follows, we show that Tevatron experiments on high- $E_T$  jets and high-invariant-mass lepton pairs already put stringent constraints on the  $Z'$  mass and couplings for models such as those in Refs. [8,9].

At the Tevatron energy the  $Z'$  interactions relevant for jet production are well approximated by four-fermion terms:<sup>1</sup>

$$\mathcal{L}_{qq} = -\frac{g_{Z'}^2}{2M_{Z'}^2} \left[ \sum_{q=u,d,c,s} (b\bar{q}_L\gamma_\mu q_L + b'\bar{q}_R\gamma_\mu q_R) + d(\bar{t}_L\gamma_\mu t_L + \bar{b}_L\gamma_\mu b_L) + d'\bar{t}_R\gamma_\mu t_R + d''\bar{b}_R\gamma_\mu b_R \right]^2. \quad (2)$$

where  $g_{Z'} = \sqrt{g_1'^2 + g_2'^2}$ . The  $Z'$  interaction modifying  $\ell^+\ell^-$  production is

$$\mathcal{L}_{q\ell} = -\frac{g_{Z'}^2}{M_{Z'}^2} \sum_{q=u,d,c,s} (b\bar{q}_L\gamma^\mu q_L + b'\bar{q}_R\gamma^\mu q_R) \sum_{\ell=e,\mu} (a\bar{\ell}_L\gamma_\mu \ell_L + a\bar{\ell}_R\gamma_\mu \ell_R). \quad (3)$$

The  $U(1)_1$  hypercharges  $a, b, b', d, d', d''$  are expected to be not much less than one. The charge  $a$  must be the same for left and right-handed electrons to avoid large atomic parity violation when  $M_{Z'} \sim 1$  TeV [9]. In the computations that follow, we have taken  $d = b$  and  $d' = d'' = b'$  for the  $b$ -quark terms, and have ignored the  $t$ -quark terms. This simplification has negligible effect on our results.

We start by considering dijet production. The relevant leading-order parton-level cross sections that are modified by  $Z'$  exchange are:

$$\begin{aligned} \frac{d\hat{\sigma}}{dt}(qq \rightarrow qq) &= \frac{4\pi}{9\hat{s}^2} \alpha_s^2 \left[ \frac{\hat{s}^2 + \hat{u}^2}{\hat{t}^2} + \frac{\hat{s}^2 + \hat{t}^2}{\hat{u}^2} - \frac{2}{3} \frac{\hat{s}^2}{\hat{t}\hat{u}} \right] - \frac{8}{9} \frac{\alpha_{Z'}\alpha_s}{M_{Z'}^2} \left[ \frac{\hat{s}^2}{\hat{t}} + \frac{\hat{s}^2}{\hat{u}} \right] (b^2 + b'^2) \\ &\quad + \frac{\alpha_{Z'}^2}{M_{Z'}^4} \left[ \frac{8}{3}(b^4 + b'^4)\hat{s}^2 + 2b^2b'^2(\hat{u}^2 + \hat{t}^2) \right] \\ \frac{d\hat{\sigma}}{dt}(qq' \rightarrow qq') &= \frac{4\pi}{9\hat{s}^2} \alpha_s^2 \left( \frac{\hat{s}^2 + \hat{u}^2}{\hat{t}^2} \right) + \frac{\alpha_{Z'}^2}{M_{Z'}^4} \left[ (b^4 + b'^4)\hat{s}^2 + 2b^2b'^2\hat{u}^2 \right] \end{aligned} \quad (4)$$

plus the cross sections related by crossing. Here,  $q$  and  $q'$  denote quarks of different flavors;  $\alpha_{Z'} = g_{Z'}^2/4\pi$ .

Using Eq. (4), we computed the high- $E_T$  jet rate and compared it to lowest-order QCD (LO QCD) in Fig.1. To compare with the CDF data, also shown there with statistical errors only [10], we integrated over the jet pseudorapidity region  $0.1 < |\eta| < 0.7$ , and used the MRSD0' parton distribution functions [11] with the renormalization scale  $\mu = E_T$ . We varied the  $U(1)_1$  hypercharges  $b$  and  $b'$  while fixing  $\alpha_{Z'}/M_{Z'}^2 = 0.075$  TeV<sup>-2</sup>. (This is not a

---

<sup>1</sup>Here and throughout, we ignore the energy-dependent width of the  $Z'$ .

restriction, since the cross section depends only on products of  $\alpha_{Z'} b^2/M_{Z'}^2$  and  $\alpha_{Z'} b'^2/M_{Z'}^2$ . For  $M_{Z'} = 2$  TeV, this corresponds to the moderately strong coupling  $\alpha_{Z'} = 0.3$ .) We normalized our results by fitting to CDF data in the region  $40 < E_T < 120$  GeV where jet production is dominated by  $t$  and  $u$ -channel gluon exchange. For a  $\chi_{35}^2 \equiv \chi^2/\text{d.o.f.} = 1.2$  (d.o.f. = 35), we found that the best-fit choice of parameters satisfies  $b^2 + b'^2 = 4$ . There is a 20% probability of obtaining a larger value of  $\chi_{35}^2$ . The region with  $\chi_{35}^2 < 3.0$  corresponds to  $1.0 < b^2 + b'^2 < 5.8$ . For comparison, the QCD prediction (the horizontal line at zero in Fig.1) has  $\chi_{37}^2 = 3.4$ . Note that, because CDF did not provide numerical values for systematic errors on their jet- $E_T$  data, we have not included them in determining  $\chi_{35}^2$ .

A more stringent limit on  $Z'$  parameters can be obtained by performing the same analysis with the CTEQ4HJ set of parton distribution functions [12]. These distributions were obtained after CDF released its jet- $E_T$  data by including that in the overall fit. These distribution functions have more gluons at high- $x$  than earlier sets. With  $\alpha_{Z'}/M_{Z'}^2 = 0.075$  TeV $^{-2}$  as before, the minimum  $\chi_{35}^2 \simeq 2$  occurs for  $b^2 + b'^2 < 1$ . As above, systematic errors were not included. We understand that this means the significance of our fits to this data are not very meaningful. Rather, our point here is that one can obtain a good fit to the CDF jet- $E_T$  spectrum with either a TC2  $Z'$  or a set of distribution functions designed to fit the data. In the rest of this paper, we are going to discuss results obtained with the same MRS functions the CDF collaboration used in their published plots.

We also studied the dijet angular distribution dependence on the TC2 parameters. The CDF Collaboration has measured the ratio [13,14]

$$R = \frac{\int_0^{0.46} d\eta^* \frac{d^2\sigma}{dM_{jj}d\eta^*}}{\int_{0.46}^{0.80} d\eta^* \frac{d^2\sigma}{dM_{jj}d\eta^*}}, \quad (5)$$

where  $\eta^* = (\eta_1 - \eta_2)/2$  is the pseudorapidity of a jet in the subprocess center-of-mass frame,  $\eta_i$  is the  $i$ -th jet rapidity, and  $M_{jj}$  is the dijet invariant mass. This ratio is fairly insensitive to the choice of parton distribution functions; we used MRSD0'. We have computed the same quantity using the best-fit parameters determined above, and the results are compared

with the experimental data in Fig.2. In this figure, we followed the CDF procedure [13] of normalizing the LO QCD +  $Z'$  curve by multiplying it, in each  $M_{jj}$  bin, by the ratio of the NLO QCD to LO QCD  $R$ -values in that bin. The CDF data points in this case include systematic errors, added in quadrature with statistical ones. For the  $Z'$  fit, we have  $\chi_3^2 \approx 1.3$ , whereas the NLO QCD fit has  $\chi_5^2 \approx 0.69$ . In terms of probabilities, 30% of fits will give  $\chi_3^2 > 1.3$ , while approximately 60% will give  $\chi_5^2 > 0.69$ .

The CDF measurements of the Drell-Yan rate [15] provide strong constraints on the  $Z'$  couplings to leptons. The subprocess cross section is

$$\frac{d\hat{\sigma}}{d\hat{t}}(q_i\bar{q}_i \rightarrow \ell^-\ell^+) = \frac{\pi\alpha^2}{3\hat{s}^2} \left[ \mathcal{A}_i(\hat{s}) \left( \frac{\hat{u}}{\hat{s}} \right)^2 + \mathcal{B}_i(\hat{s}) \left( \frac{\hat{t}}{\hat{s}} \right)^2 \right], \quad (6)$$

where

$$\begin{aligned} \mathcal{A}_i(\hat{s}) = & \left[ Q_i + \frac{4}{\sin^2 2\theta_W} (T_{3i} - Q_i \sin^2 \theta_W) \left( \frac{1}{2} - \sin^2 \theta_W \right) \left( \frac{\hat{s}}{\hat{s} - M_Z^2} \right) + \frac{\hat{s}}{M_{Z'}^2} \frac{\alpha_{Z'}}{\alpha} ba \right]^2 \\ & + \left[ Q_i + Q_i \tan^2 \theta_W \left( \frac{\hat{s}}{\hat{s} - M_Z^2} \right) + \frac{\hat{s}}{M_{Z'}^2} \frac{\alpha_{Z'}}{\alpha} b'a \right]^2 \end{aligned} \quad (7)$$

$$\begin{aligned} \mathcal{B}_i(\hat{s}) = & \left[ Q_i - \frac{1}{\cos^2 \theta_W} (T_{3i} - Q_i \sin^2 \theta_W) \left( \frac{\hat{s}}{\hat{s} - M_Z^2} \right) + \frac{\hat{s}}{M_{Z'}^2} \frac{\alpha_{Z'}}{\alpha} ba \right]^2 \\ & + \left[ Q_i - \frac{1}{\cos^2 \theta_W} Q_i \left( \frac{1}{2} - \sin^2 \theta_W \right) \left( \frac{\hat{s}}{\hat{s} - M_Z^2} \right) + \frac{\hat{s}}{M_{Z'}^2} \frac{\alpha_{Z'}}{\alpha} b'a \right]^2. \end{aligned} \quad (8)$$

Following CDF's usage, we computed the LO QCD-plus- $Z'$  Drell-Yan rate using the MRS(A) parton distribution functions [11]. We obtained good agreement with the CDF data below dilepton invariant mass  $M = 120$  GeV by multiplying the cross section by  $K = 1.5$ . (A simple, multiplicative “ $K$ -factor” of this magnitude typically brings the LO QCD calculation of the Drell-Yan rate into agreement with the NLO calculation and with low-energy data.) The CDF data was then used to constrain the hypercharge products  $ab$  and  $ab'$ . The allowed regions corresponding to fits with  $\chi_4^2 = 1.18$  (corresponding to a 32% probability of obtaining a worse fit) and  $\chi_4^2 = 1.95$  (10% probability) are shown in Fig.3. In Fig.4 we show the CDF data and the computed cross section for a choice of parameters with  $\chi_4^2 = 1.95$ :  $\alpha_{Z'}/M_{Z'}^2 = 0.075$  TeV $^{-2}$ ,  $ab = 0.9$  and  $ab' = 0$ . For comparison, the LO QCD calculation

with  $K = 1.5$  is also shown in the figure; it has  $\chi_6^2 = 0.94$  (i.e., approximately 50% of fits will have larger  $\chi_6^2$ ).

Although no fully acceptable TC2 model has been constructed so far (a typical problem is the presence of unwanted Goldstone bosons), it is interesting to apply our constraints to a set of parameters that guarantee anomaly cancellation for the gauge interactions based on Eq. (1) [9]:  $a = -1.6983$ ,  $b = 0.5157$ ,  $b' = 0.6233$ . Chivukula and Terning [16] have found that consistency of this model with precision electroweak measurements requires  $M_{Z'} > 2.7$  TeV. We cannot set bounds on  $\alpha_{Z'}$  and  $M_{Z'}$  separately, but the inclusive-jet test provides a best-fit ( $\chi_{35}^2 = 1.2$ ) value for this ratio which is comfortably within the limits we obtained above in the sense that the  $Z'$  mass constraint is less stringent for the same value of  $\alpha_{Z'}$ :  $\alpha_{Z'}/M_{Z'}^2 = 4/((0.52)^2 + (0.62)^2) \times 0.075 \text{ TeV}^{-2} = 0.46 \text{ TeV}^{-2}$ .

A much more stringent bound comes from the Drell-Yan data, which require  $\alpha_{Z'}/M_{Z'}^2 < 0.021 \text{ TeV}^{-2}$  for  $\chi_4^2 = 1.95$ . This constraint cannot be satisfied unless either  $M_{Z'} > 4$  TeV or  $\alpha_{Z'} \ll 1$ . In either case, there is unacceptable fine tuning because the topcolor breaking scale is much larger than the top-quark mass that it generates or the  $SU(3)_1$  coupling must be set very close to its critical value for chiral symmetry breaking [17]. Although this specific choice of parameters is ruled out, the same conclusion is not necessarily true for the whole class of TC2 models. It remains an open question whether a TC2 model exists that is both experimentally allowed and theoretically palatable.

We thank Kaori Maeshima and Robert Harris for much help and for guiding us to data available from the CDF collaboration. We thank John Butler for several useful conversations and Elizabeth Simmons for providing her computer code. This research was supported in part by the Department of Energy under Grant No. DE-FG02-91ER40676.

## REFERENCES

\* Electronic address: yumian@buphy.bu.edu.

† Electronic address: bonini@bu.edu.

‡ Electronic address: lane@buphyc.bu.edu.

- [1] C. T. Hill, Phys. Lett. **B345**, 483 (1995); *Topcolor*, Fermilab-Conf-97/032-T, invited talk presented at the 1996 Workshop on Strongly Coupled Gauge Theories, Nagoya, Japan, November 1996.
- [2] Y. Nambu, in *New Theories in Physics*, Proceedings of the XI International Symposium on Elementary Particle Physics, Kazimierz, Poland, 1988, edited by Z. Adjuk, S. Pokorski and A. Trautmann (World Scientific, Singapore, 1989); Enrico Fermi Institute Report EFI 89-08 (unpublished); V. A. Miransky, M. Tanabashi and K. Yamawaki, Phys. Lett. **B221**, 177 (1989); Mod. Phys. Lett. **A4**, 1043 (1989); W. A. Bardeen, C. T. Hill and M. Lindner, Phys. Rev. **D41**, 1647 (1990).
- [3] C. T. Hill, Phys. Lett. **B266**, 419 (1991) ; S. P. Martin, Phys. Rev. **D45**, 4283 (1992); *ibid* **D46**, 2197 (1992); Nucl. Phys. **B398**, 359 (1993); M. Lindner and D. Ross, Nucl. Phys. **B370**, 30 (1992); R. Bönisch, Phys. Lett. **B268**, 394 (1991); C. T. Hill, D. Kennedy, T. Onogi, H. L. Yu, Phys. Rev. **D47**, 2940 (1993).
- [4] S. Weinberg, Phys. Rev. **D19**, 1277 (1979); L. Susskind, Phys. Rev. **D20**, 2619 (1979).
- [5] S. Dimopoulos and L. Susskind, Nucl. Phys. **B155**, 237 (1979); E. Eichten and K. Lane, Phys. Lett. **B90**, 125 (1980).
- [6] See, e.g., R. S. Chivukula, S. B. Selipsky, and E. H. Simmons, Phys. Rev. Lett. **69**, 575 (1992); R. S. Chivukula, E. H. Simmons, and J. Terning, Phys. Lett. bf B331, 383 (1994), and references therein.
- [7] K. Lane and E. Eichten, Phys. Lett. **B352**, 382 (1995), hep-ph/9503433.

- [8] K. Lane, Phys. Rev. **D54**, 2204 (1996), hep-ph/9602221.
- [9] K. Lane, *Progress on Symmetry Breaking and Generational Mixing in Topcolor-Assisted Technicolor*, invited talk presented at the 1996 Workshop on Strongly Coupled Gauge Theories, Nagoya, Japan, November 1996, BUHEP-97-8, hep-ph/9703233.
- [10] CDF Collaboration, F. Abe *et al.*, Phys. Rev. Lett. **B77**, 438 (1996).
- [11] A. D. Martin, R. G. Roberts and W. J. Stirling, Phys. Lett. **B306**, 145 (1993); erratum: *ibid.* **B309**, 492 (1993); Phys. Rev. **D50**, 6734 (1994); H. Plochow-Besch, Comp. Phys. Comm. **75**,396-416 (1993).
- [12] H. L. Lai *et al.*, Phys. Rev. **D55**, 1280 (1997), hep-ph/9606399.
- [13] CDF Collaboration, F. Abe *et al.*, Phys. Rev. Lett. **B77**, 5336 (1996).
- [14] D. E. Soper, *Jets and Partons*, talk given at the 28th International Conference on High Energy Physics, Warsaw, Poland, July 1996, hep-ph/9610434.
- [15] A. Bodek (for the CDF Collaboration), FERMILAB-CONF-96-381-E, August 1996, talk presented at the Cracow International Symposium on Radiative Corrections (CRAD96), Cracow, Poland; CDF homepage, <http://www.cdf.fnal.gov/physics/ewk/dy.html>.
- [16] R. S. Chivukula and J. Terning, Phys. Lett. **B385**, 209 (1996) and private communication.
- [17] R. S. Chivukula, B. A. Dobrescu and J. Terning, Phys. Lett. **B353**, 289 (1995).



## FIGURES

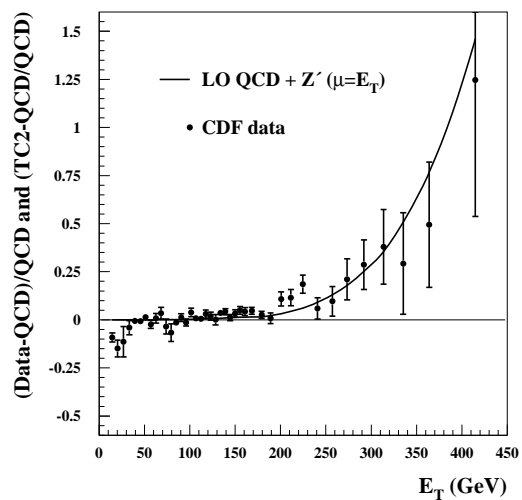


FIG. 1. Difference plot of  $(\text{data-QCD})/\text{QCD}$  and  $(\text{TC2-QCD})/\text{QCD}$  for the inclusive jet cross section as a function of jet transverse energy  $E_T$  in the central pseudorapidity region  $0.1 < |\eta| < 0.7$ . Points with statistical (only) error bars are CDF data [10]. The solid curve shows the LO QCD plus the  $Z'$  gauge boson in TC2 models with  $b^2 + b'^2 = 4$  (best-fit value) and  $\alpha_{Z'}/M_{Z'}^2 = 0.075 \text{ TeV}^{-2}$ .

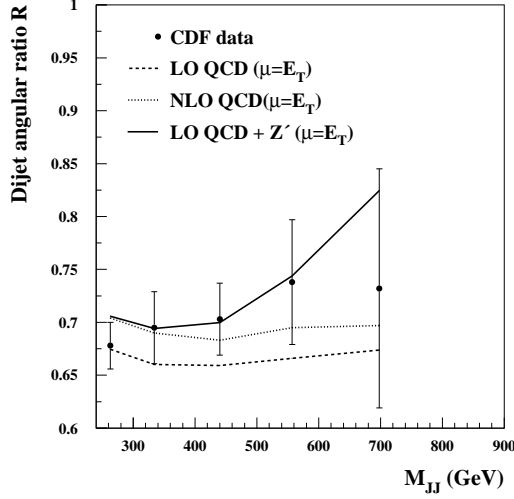


FIG. 2. Dijet angular ratio  $R$  as a function of the dijet invariant mass. Points with error bars are CDF data [13]; statistical and systematic errors are added in quadrature. The solid curve shows the LO QCD plus the extra gauge boson  $Z'$  in a TC2 model with  $b^2 + b'^2 = 4$  and  $\alpha_{Z'}/M_{Z'}^2 = 0.075 \text{ TeV}^{-2}$ . The normalization of this curve is described in the text.

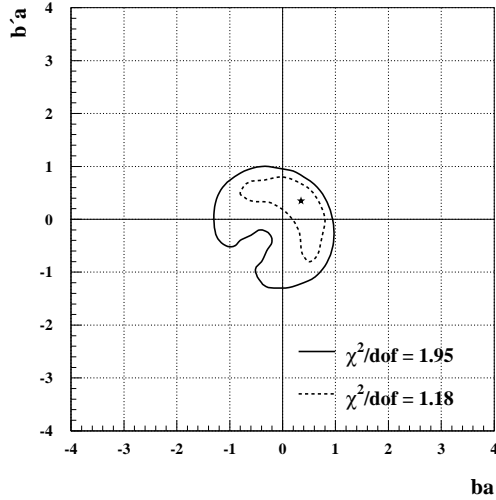


FIG. 3. Parameter space regions allowed by CDF Drell-Yan data. For  $\alpha_{Z'}/M_{Z'}^2 = 0.075 \text{ TeV}^{-2}$ , 32% of fits have  $\chi_4^2 > 1.18$  (dashed curve) while 10% have  $\chi_4^2 > 1.95$  (solid curve). The star corresponds to the best-fit and has  $\chi_4^2 = 0.84$ .

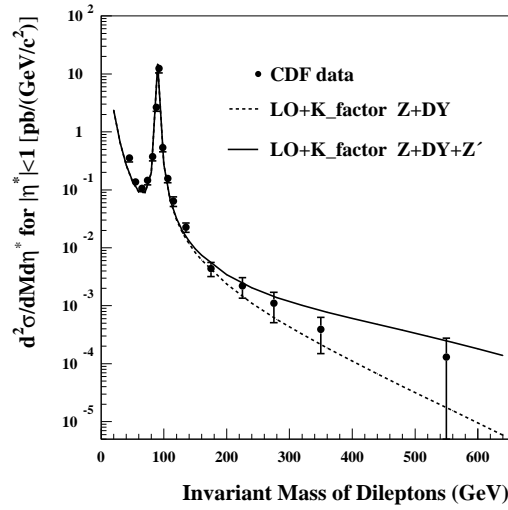


FIG. 4. Drell-Yan dilepton ( $ee, \mu\mu$ ) pair production cross section  $d^2\sigma/dMd\eta^*$  (averaged over  $|\eta^*| < 1$ ) as a function of the dilepton invariant mass. Points with error bars are CDF data [15]. The solid curve shows the LO QCD plus the extra gauge boson  $Z'$  with  $\alpha_{Z'}/M_{Z'}^2 = 0.075 \text{ TeV}^{-2}$ ,  $ab = 0.9$ ,  $ab' = 0$ . For comparison, the LO QCD curve is shown by the dashed line.