

Single Neutral Heavy Lepton Production at $e^+ e^-$ and $\mu^+ \mu^-$ Colliders*

Pat Kalyniak and I. Melo

Ottawa Carleton Institute for Physics

Department of Physics, Carleton University

1125 Colonel By Drive, Ottawa, Ontario, Canada K1S 5B6

ABSTRACT

Many extensions of the Standard Model include extra fermions. We here consider a model containing Dirac neutral heavy leptons in addition to massless neutrinos. These neutral heavy leptons can be produced singly along with a massless neutrino in $e^+ e^-$ and $\mu^+ \mu^-$ collisions. The production rates depend on the neutral heavy lepton masses and mixing parameters. We here consider the rates for this process and potential signatures for the machine energies and luminosities suggested for the Snowmass study.

I. INTRODUCTION AND MODEL

We have previously considered [1] a simple extension of the standard model (SM) with an enriched neutral fermion spectrum consisting of a massless neutrino and a Dirac neutral heavy lepton (NHL) associated with each generation [2, 3, 4]. In $e^+ e^-$ and $\mu^+ \mu^-$ colliders, these NHL's can be pair produced or produced singly in association with a massless neutrino [5, 6, 7]. The kinematic reach in NHL mass of the latter process exceeds that of the former so we consider only the single NHL production here.

The model which we consider here includes two new weak isosinglet neutrino fields per generation. Imposing total lepton number conservation and diagonalizing the mass matrix yields three massless neutrinos (ν_i) along with three Dirac NHL's (N_a) of mass M_N . The weak interaction eigenstates ($\nu_l, l = e, \mu, \tau$) are related to the six mass eigenstates via a 3×6 mixing matrix $K \equiv (K_L, K_H)$:

$$\nu_l = \sum_{i=1,2,3} (K_L)_{li} \nu_{iL} + \sum_{a=4,5,6} (K_H)_{la} N_{aL}. \quad (1)$$

Various combinations of the mixing matrix parameters arise. The mixing factor which typically governs flavour-conserving processes, ll_{mix} , is given by

$$ll_{mix} = \sum_{a=4,5,6} (K_H)_{la} (K_H^\dagger)_{al}, \quad l = e, \mu, \tau \quad (2)$$

and the flavour-violating mixing factor ll'_{mix} is defined as

$$ll'_{mix} = \sum_{a=4,5,6} (K_H)_{la} (K_H^\dagger)_{al'}, \quad l \neq l'. \quad (3)$$

Further, the following inequality holds

$$|ll'_{mix}|^2 \leq ll_{mix} l'l'_{mix}, \quad l \neq l'. \quad (4)$$

We choose from the above the parameters ee_{mix} , $\mu\mu_{mix}$ and $\tau\tau_{mix}$ to characterize the model, while neglecting the flavour violating parameters, $e\mu_{mix}$, $e\tau_{mix}$ and $\mu\tau_{mix}$. The inequality above implies this could be reasonable and, also, we note that the parameter $e\mu_{mix}$ is the most tightly constrained by experiment. The existing constraints are [8] $|e\mu_{mix}| \leq 0.00024$ and [9]

$$\begin{aligned} ee_{mix} &\leq 0.0071 \\ \mu\mu_{mix} &\leq 0.0014 \\ \tau\tau_{mix} &\leq 0.033 \end{aligned} \quad (5)$$

The best constraints on the mixings $e\tau_{mix}$ and $\mu\tau_{mix}$ arise from the inequality above and are not particularly strong.

We consider below the production, in $e^+ e^-$ and $\mu^+ \mu^-$ colliders, of a single NHL along with a massless neutrino, parametrized by the NHL mass, M_N , and the mixings ee_{mix} , $\mu\mu_{mix}$ and $\tau\tau_{mix}$. We discuss the NHL decay and, hence, the potential signatures for the process; in particular we focus on the signature whereby the NHL can be fully reconstructed. We estimate the limits on M_N and the mixings which can be reached for various machine parameters. We here consider only NHL's with mass greater than M_W and M_Z , given the absence of experimental evidence for the production of NHL's as decay products of W and Z bosons [10, 11].

II. SINGLE NEUTRAL HEAVY LEPTON PRODUCTION

The production of a single NHL, N_a , in association with a massless neutrino, ν_i , proceeds via the two diagrams of Figure 1. In the context of the model described in the last Section, this process is determined by the following terms of the Lagrangian.

$$\begin{aligned} \mathcal{L} &= \frac{1}{2\sqrt{2}} g W^\mu \sum_{l=e,\mu,\tau} \left\{ \sum_i \bar{l} \gamma_\mu (1 - \gamma_5) (K_L)_{li} \nu_i \right. \\ &+ \left. \sum_a \bar{l} \gamma_\mu (1 - \gamma_5) \times (K_H)_{la} N_a \right\} \\ &+ \frac{g}{4c_W} Z^\mu \sum_{i,a} \bar{\nu}_i (K_L^\dagger K_H)_{ia} \gamma_\mu (1 - \gamma_5) N_a + h.c. \quad (6) \end{aligned}$$

The resulting cross section for single NHL production, $\sigma \equiv \sigma(l^+ l^- \rightarrow N_a \bar{\nu}_i)$, is given below.

$$\begin{aligned} \sigma &= \frac{\pi\alpha^2}{4s_W^4 s} \{ t_{mix} [(1 - \chi_N)(2 + \chi_W^{-1}) - (2 + 2\chi_W \\ &- \chi_N) \ln r] + s_{mix} \frac{a^2 + b^2 (1 - \chi_N)^2 (2 + \chi_N)}{6c_W^2 (1 - \chi_Z)^2} \end{aligned}$$

* Work supported in part by the Natural Sciences and Engineering Research Council of Canada

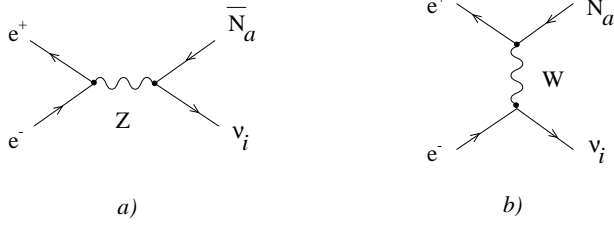


Figure 1: Feynman diagrams for $e^+e^- \rightarrow \bar{N}_a\nu_i$: a) s-channel, b) t-channel.

$$\begin{aligned}
& + st_{mix} \frac{a}{c_W^2} \frac{1}{(1-\chi_Z)} \left[\frac{1}{2}(1-\chi_N)(3+2\chi_W-\chi_N) \right. \\
& \left. - (1+\chi_W)(1-\chi_N+\chi_W) \ln r \right] \quad (7)
\end{aligned}$$

In the above, $\chi_j \equiv M_j^2/s$, $j = N, W, Z$ and $r \equiv \frac{1-\chi_N+\chi_W}{\chi_W}$. Also, $a = -\frac{1}{2} + s_W^2$ and $b = s_W^2$. The coefficients of the t-channel W exchange, the s-channel Z exchange, and the interference, namely, t_{mix} , s_{mix} , and st_{mix} , depend on the entries in the mixing matrix $K \equiv (K_L, K_H)$. In terms of the parameters ee_{mix} , $\mu\mu_{mix}$ and $\tau\tau_{mix}$, they are limited as follows.

$$\begin{aligned}
t_{mix} &= |(K_L^*)_{li}(K_H)_{la}|^2 \leq ll_{mix}(1-ll_{mix}) \\
s_{mix} &= |(K_L^\dagger K_H)_{ia}|^2 \leq \sum_{l=e,\mu,\tau} ll_{mix}(1-ll_{mix}) \quad (8) \\
st_{mix} &= (K_L^\dagger K_H)_{ia}(K_L)_{li}(K_H^*)_{la} \leq ll_{mix}(1-ll_{mix})
\end{aligned}$$

The single NHL production cross sections are displayed as a function of NHL mass M_N in Figures 2,3 for the various machine parameters of the Snowmass study. In Figure 2, the lower energy machine results are given. These include e^+e^- colliders with $\sqrt{s} = 0.5, 1.0, \text{ and } 1.5$ TeV and a $\mu^+\mu^-$ collider of $\sqrt{s} = 0.5$ TeV. The proposed integrated luminosities for these machines are 50, 200, and 200 fb^{-1} for the three e^+e^- collider options, respectively, and either 7 or 50 fb^{-1} for the muon collider. In Figure 3, the results for the high energy options, a 5 TeV e^+e^- collider and a 4 TeV $\mu^+\mu^-$ collider, are displayed. For each of these options the proposed integrated luminosity is 1000 fb^{-1} . Hence, one can expect tens of thousands of signal events for a large range of M_N . In these Figures, the mixing parameters used are those quoted in Equation 5, namely, the present experimental limits, so these results should be considered upper limits. Note, in the e^+e^- case the coefficient $ee_{mix}(1-ee_{mix})$ multiplies the t-channel and s-t channel interference terms, whereas in the $\mu^+\mu^-$ collider case, these terms come in with the coefficient $\mu\mu_{mix}(1-\mu\mu_{mix})$. Note also that these results should be multiplied by a factor of two to include the conjugate process as well, $\sigma(l^+l^- \rightarrow N\bar{\nu} + \bar{N}\nu)$.

The t-channel W exchange diagram of Figure 1 is by far the dominant one relative to the s-channel Z diagram. Hence, the production cross section for the $\mu^+\mu^-$ collider scales approximately from that of the e^+e^- collider as $\frac{\mu\mu_{mix}(1-\mu\mu_{mix})}{ee_{mix}(1-ee_{mix})}$. Because of this t-channel dominance any of our results can be easily scaled to smaller mixing parameters, to a good approx-

imation. Similarly, the overall M_N dependent factor of this t-channel term, $[(1-\chi_N)(2+\chi_W^{-1}) - (2+2\chi_W-\chi_N) \ln r]$, provides the approximate scaling with M_N .

III. SIGNATURES AND RESULTS

We must consider the possible decay modes of the NHL [12]. For NHL mass large relative to the W and Z masses, the NHL will decay into a light lepton (ν, l) and a gauge boson (W, Z) which subsequently also decays. If a Higgs boson is kinematically accessible, the NHL can also decay into a massless neutrino along with the Higgs boson. Table I shows the branching ratios into these modes in the two cases that a H^0 is or is not kinematically accessible. The resulting signatures for the single NHL production are also shown in the Table; it should be understood that in each case one also has missing energy and momentum due to the undetected ν 's as part of the signature. The distribution among the particular final state lepton flavours is dictated by the details of the mixing parameters in the matrix K , whereas it is the combinations ll_{mix} and ll'_{mix} which are constrained by experiment. Hence the signatures for the NHL production should be understood to include all lepton flavours in an unspecified distribution. The subscripts W, Z , and H indicate the appropriate invariant mass of the observed particles. In the case of the NHL decay $N \rightarrow lW$ with the subsequent hadronic decay of the W , the NHL mass can be fully reconstructed. Hence we focus on this signature.

In an earlier study [5] on single NHL production at a 500 GeV e^+e^- collider, only events in which the W decayed leptonically were considered. In that case, the signature is a pair of energetic charged leptons with a small opening angle. Backgrounds include single W and W pair production, with the W 's decaying leptonically. Therein, a set of cuts which rejected the W pair background at the level of about 99.4% was implemented. It was also argued that the single W production was controllable. For an integrated luminosity of 20 fb^{-1} , they expected sensitivity to NHL mass up to $M_N = 410$ GeV for a t-channel mixing factor of $t_{mix} = 0.01$ and for a 300 GeV NHL, they estimated a sensitivity down to t_{mix} of $1 \cdot 10^{-5}$.

Those results were encouraging. However, the use of the events in which the W decays hadronically to boost the statistics and also to reconstruct the NHL mass will extend the possible discovery limits. The branching ratio for NHL decay to this mode ranges from $\frac{1}{2}$ to $\frac{2}{3}$ with an extra factor of $\frac{2}{3}$ for the branching ratio of the W into its hadronic decay mode. Backgrounds competing with this lepton, two-jet, missing momentum signal include single W production followed by hadronic decay of the W , W pair production with one W decaying hadronically and the other leptonically, and also the two photon process $\gamma\gamma \rightarrow l^+l^-q\bar{q}$, where one of the leptons is undetected. Here also, there has been a study comparing this signature and its backgrounds for the case of a 500 GeV e^+e^- collider [6], with $t_{mix} = s_{mix} = st_{mix} \equiv (\theta_{mix})^2$. A set of cuts was determined which effectively lowers the background rate while maintaining most of the signal; the distribution in $lj\bar{j}$ invariant mass was then used to distinguish the $(lj\bar{j})_N$ peak about the NHL mass from the background. The cuts include demand-

Table I: NHL decay branching ratios and production signatures

| Decay Mode | B.R. with H^0 | B.R. no H^0 | Signatures |
|---------------------|-----------------|---------------|----------------------------|
| $N \rightarrow lW$ | 1/2 | 2/3 | $(l(jj)_W)_N, ll'$ |
| $\rightarrow \nu Z$ | 1/4 | 1/3 | $(jj)_Z, (l^+l^-)_Z$ |
| $\rightarrow \nu H$ | 1/4 | - | $(jj)_H, ((jj)_W(jj)_W)_H$ |

ing one and only one charged lepton, which eliminates much of the single W production background as the accompanying charged lepton is likely to go along the beam pipe in that process. Also, the (jj) invariant mass must reconstruct to the W mass, within some resolution. Because the NHL can be fully reconstructed, so can the missing ν momentum. The remaining cuts, which are fully described in [6], include constraints involving the missing momentum and the reconstructed NHL. In their example of $\theta_{mix} = 0.025$ and $M_N = 350 \text{ GeV}$, while the signal rate is reduced by the cuts by a factor of 0.85, the single W rate is reduced by a factor of $1.7 \cdot 10^{-3}$ and the W pair rate by a factor $3.5 \cdot 10^{-3}$. The two photon rate was reduced to unobservability on imposition of the cuts. They find, for $\theta_{mix} = 0.025$ ($t_{mix} = 6.25 \times 10^{-4}$), sensitivity up to $M_N = 450 \text{ GeV}$. This particular result is based on about 175 events (before B.R.'s and cuts) for an integrated luminosity of 20 fb^{-1} . For M_N of 350 GeV , they estimate sensitivity to a mixing down to θ_{mix} of about 0.005 ($t_{mix} = 2.5 \cdot 10^{-5}$). This result is based on just over 20 events for the same luminosity.

We do not present a detailed comparison of the NHL signal and its backgrounds here. Rather we make some estimates based on the results quoted above for the case of the $500 \text{ GeV } e^+ e^-$ collider. The cross section for single NHL production asymptotically approaches a constant value with increasing s . On the other hand, beyond threshold, the W pair production cross section falls as s increases. The kinematic nature of these processes does not change with increasing s so the cuts implemented in [6] will remain effective. Hence the W pair background will not be a problem for \sqrt{s} beyond 500 GeV . Similarly, the two photon process is under control. However, the single W production ($l^+l^- \rightarrow l\nu W$) cross section also rises asymptotically to a constant value as s increases. Hence, this process remains the limiting background for the higher energy colliders but the cuts should be effective in reducing this source of background. We assume, then, that the backgrounds can be controlled. This must be confirmed by detailed study and so we present only estimates of discovery limits.

Given that the detailed study of Azuelos and Djouadi [6] based their discovery limits on rates, before B.R.'s and cuts, of the order of 100 events, we use this number of events to determine our discovery limits for the higher energy machines. If we assume the mixings take the values in Eq. 5, the reach in NHL mass approaches the kinematic limit for each of the high energy colliders. For some other representative values of NHL mass, we show in Table II, approximate limits in mixing t_{mix} , for the case $t_{mix} = s_{mix} = st_{mix}$, for the various machine energies and proposed integrated luminosities. These limits are based on the cross section (multiplied by a factor of 2 to include the con-

Table II: Discovery limits for NHL masses and mixings

| $\sqrt{s} \text{ (TeV)}$ | $\int dt \mathcal{L} \text{ (fb}^{-1}\text{)}$ | $M_N \text{ (TeV)}$ | t_{mix} |
|--------------------------|--|---------------------|---------------------|
| 1.0 | 200 | 0.5 | $7 \cdot 10^{-6}$ |
| | | 0.75 | $1 \cdot 10^{-5}$ |
| | | 0.95 | $6 \cdot 10^{-5}$ |
| 1.5 | 200 | 0.5 | $5 \cdot 10^{-6}$ |
| | | 1.0 | $9 \cdot 10^{-6}$ |
| | | 1.25 | $2 \cdot 10^{-5}$ |
| | | 1.45 | $8 \cdot 10^{-5}$ |
| 4.0 | 1000 | 0.5 | $9.5 \cdot 10^{-7}$ |
| | | 1.0 | $1 \cdot 10^{-6}$ |
| | | 2.0 | $1.2 \cdot 10^{-6}$ |
| 5.0 | | 0.5 | $9.4 \cdot 10^{-7}$ |
| | | 1.0 | $9.7 \cdot 10^{-7}$ |
| | | 2.0 | $1.1 \cdot 10^{-6}$ |

jugate process) given in Eq. 7. Using the t-channel dominance and $s, M_N \gg M_W$, we can further simplify Eq. 7 to obtain the following approximation for t_{mix} :

$$t_{mix} = \frac{1.44 s(\text{TeV}^2) n}{L(\text{pb}^{-1}) f(s, M_N)}, \quad (9)$$

$$f(s, M_N) = (1 - \chi_N) \chi_W^{-1} - (2 - \chi_N) \ln \frac{s - M_N^2}{M_W^2}$$

where n is the number of events (100) and L is the integrated luminosity. For a large interval of M_N , also the logarithmic term of $f(s, M_N)$ can be neglected.

The results of Table II thus indicate that the higher energy colliders will be sensitive to mixings in the range $1 \cdot 10^{-5}$ down to $1 \cdot 10^{-6}$ over a large range of NHL masses, M_N .

IV. CONCLUSIONS

We have investigated the production in $e^+ e^-$ and $\mu^+ \mu^-$ colliders of a single NHL along with a massless neutrino, for collider energies ranging from 500 GeV to 5 TeV . The production rates depend on NHL mass, M_N , and mixings. For the current limits on mixings, each of the electron colliders is sensitive to values of M_N approaching the kinematic limit. The 500 GeV muon collider is less sensitive because the relevant mixing, $\mu\mu_{mix}$, is tightly constrained. For values of M_N below the kinematic limit, the various colliders are sensitive to mixings in the range $1 \cdot 10^{-4}$ to $1 \cdot 10^{-6}$. Thus, the process of single NHL

production in lepton colliders is very promising for the possible discovery of the NHL's.

V. REFERENCES

- [1] G. Bhattacharya, P. Kalyniak and I. Melo, *Phys. Rev.* **D51**, 3569 (1995).
- [2] R.N. Mohapatra and J. W. F. Valle, *Phys. Rev.* **D34**, 1642 (1986).
- [3] J. Bernabéu, A. Santamaria, J. Vidal, A. Mendez, and J. W. F. Valle, *Phys. Lett.* **B187**, 303 (1987).
- [4] D. Wyler and L. Wolfenstein, *Nucl. Phys.* **B218**, 205 (1983).
- [5] W. Buchmüller et al., in *Proceedings of the Workshop on e^+e^- Collisions at 500 GeV: The Physics Potential*, p. 539, DESY 92-123B (1992).
- [6] G. Azuelos and A. Djouadi, *Zeit. für Phys.* **C63**, 327 (1994).
- [7] J. Maalampi, K. Mursula and R. Vuopionperä, *Nucl. Phys.* **B372**, 23 (1992).
- [8] M. C. Gonzalez-Garcia and J. W. F. Valle, *Mod. Phys. Lett.* **A 7**, 477 (1991).
- [9] E. Nardi, E. Roulet and D. Tommasini, *Phys. Lett.* **B327**, 319 (1994).
- [10] A. Adriani et al.: L3 Collab., *Phys. Lett.* **B295**, 371 (1992).
- [11] M.Z. Akrawy: OPAL Collab., *Phys. Lett.* **B240**, 250 (1990); D. Decamp et al.: ALEPH Collab., *Phys. Rep.* **216**, 253 (1992); P. Abreu et al.: DELPHI Collab., *Phys. Lett.* **B274**, 230 (1992).
- [12] A. Pilaftsis, *Mod. Phys. Lett.* **A9**, 3595 (1994).

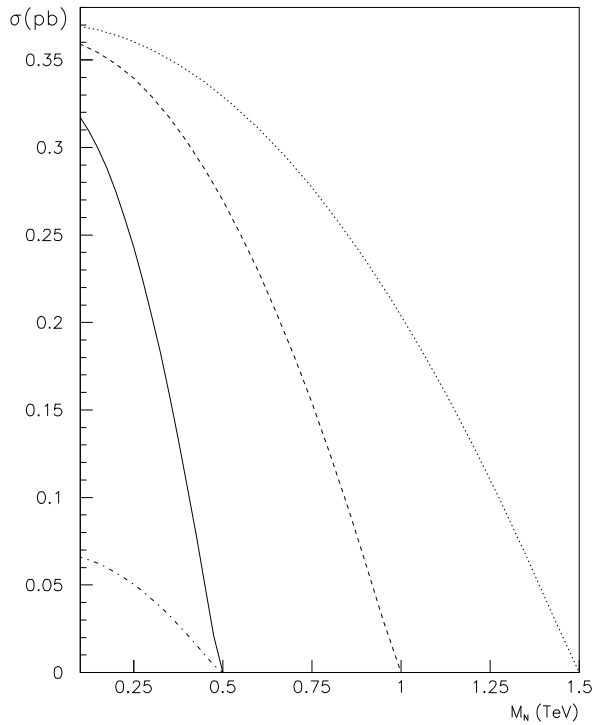


Figure 2: Total cross section vs NHL mass M_N for e^+e^- collider at three different energies: $\sqrt{s} = 0.5$ TeV (solid line), $\sqrt{s} = 1.0$ TeV (dashed line) and $\sqrt{s} = 1.5$ TeV (dotted line) and for $\mu^+\mu^-$ collider at $\sqrt{s} = 0.5$ TeV (dash-dotted line); $ee_{mix} = 0.0071$, $\mu\mu_{mix} = 0.0014$, $\tau\tau_{mix} = 0.033$.

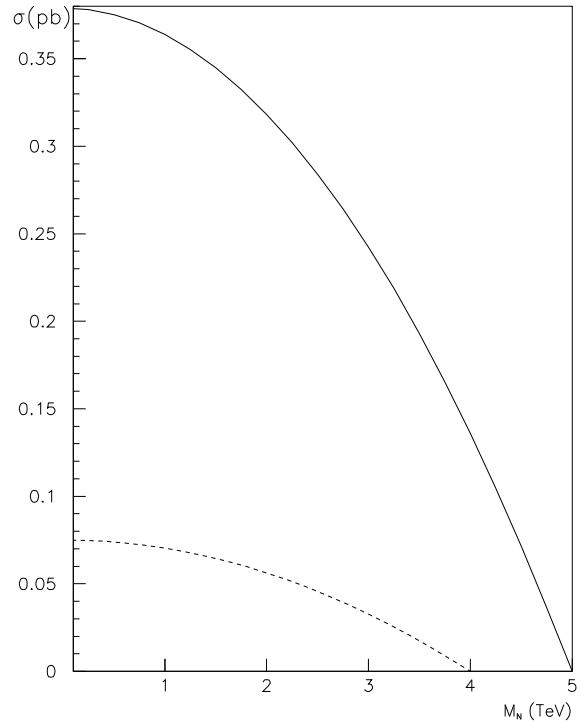


Figure 3: Total cross section vs NHL mass M_N for $\sqrt{s} = 5$ TeV e^+e^- collider (solid line) and $\sqrt{s} = 4.0$ TeV $\mu^+\mu^-$ collider (dashed line); $ee_{mix} = 0.0071$, $\mu\mu_{mix} = 0.0014$, $\tau\tau_{mix} = 0.033$.