

CHIRAL SYMMETRY AND THE REACTION $\gamma p \rightarrow \pi^0 p$

V. Bernard^a, N. Kaiser^b, Ulf-G. Meißner^c

^aLaboratoire de Physique Théorique, Institut de Physique
3-5 rue de l'Université, F-67084 Strasbourg Cedex, France
Centre de Recherches Nucléaires, Physique Théorique
BP 28, F-67037 Strasbourg Cedex 2, France
email: bernard@crnhp4.in2p3.fr

^bTechnische Universität München, Physik Department T39
James-Franck-Straße, D-85747 Garching, Germany
email: nkaiser@physik.tu-muenchen.de

^cUniversität Bonn, Institut für Theoretische Kernphysik
Nussallee 14-16, D-53115 Bonn, Germany
email: meissner@pythia.itkp.uni-bonn.de

Abstract

We analyze the new threshold data for neutral pion photoproduction off protons in the framework of heavy baryon chiral perturbation theory. We show that large loop corrections are needed to understand the S-wave multipole E_{0+} and that all pertinent low-energy constants can be understood within the framework of resonance exchange saturation. Previous inconsistencies in the description of this reaction in the threshold region are resolved.

Neutral pion photoproduction off protons has been a hot topic ever since the Saclay [1] and Mainz [2] groups claimed a sizeable deviation from a so-called low-energy theorem (LET) for the electric dipole amplitude E_{0+} derived in 1970 [3] [4]. However, reexaminations of these data seemed to bring the empirical value in agreement with the theoretical prediction, see e.g. [5] [6]. On the theoretical side, it was shown that the low-energy theorem of Refs. [3] [4] is indeed incomplete [7] and that the expansion of the electric dipole amplitude in powers of $\mu = M_\pi/m$ (with M_π and m the pion and the nucleon mass, respectively) is slowly converging and therefore hard to pin down accurately. The numerical closeness of the empirical value of E_{0+} at threshold with the one based on the incomplete LET has led to a flurry of proposals to reinterpret or resurrect the latter (for a detailed discussion, see e.g. [8]). Two new developments, however, allow us to show in this letter that indeed there is no mystery about the threshold data for $\gamma p \rightarrow \pi^0 p$ if one performs a sufficiently accurate calculation in chiral perturbation theory. First, the theoretical framework to do just that was laid out in Ref. [9], as discussed very briefly below. Second, the new data from the TAPS collaboration have now been released [10] and they show some discrepancies to the previously considered best data of Beck et al. [2] [11].

Let us briefly review the pertinent results of Ref. [9]. In that paper, heavy baryon chiral perturbation theory [13] was used to calculate the S-wave multipole E_{0+} to order q^4 (where q denotes a small momentum) and the P-wave multipoles $P_{1,2,3}$ to order q^3 [12]. The pertinent effective Lagrangian takes the form

$$\mathcal{L}_{\pi N} = \mathcal{L}_{\pi N}^{(1)} + \mathcal{L}_{\pi N}^{(2)} + \mathcal{L}_{\pi N}^{(3)} + \mathcal{L}_{\pi N}^{(4)} + \mathcal{L}_{\pi\pi}^{(2)} \quad (1)$$

where the superscript (i) refers to the number of derivatives or meson mass insertions. The structure of $\mathcal{L}_{\pi N}$ is discussed in detail in the review [14] and a pedagogical introduction can be found in [15]. Besides the loop and pseudovector (pv) Born contributions, there are to this order two counter terms in the S-wave and one in the P-wave P_3 ,

$$E_{0+}(\omega) = E_{0+}^{\text{Born}}(\omega) + E_{0+}^{\text{loop}}(\omega) + e a_1 \omega M_\pi^2 + e a_2 \omega^3, \quad (2)$$

$$P_i(\omega) = P_i^{\text{Born}}(\omega) + P_i^{\text{loop}}(\omega) \quad i = 1, 2, \quad (3)$$

$$P_3(\omega) = P_3^{\text{Born}}(\omega) + e b_P \omega |\vec{q}| \quad (4)$$

with ω the pion energy in the cms system, \vec{q} the pion momentum and $e^2/4\pi = 1/137.036$. We have not made explicit the scale dependence of the low-energy constants a_1 and a_2 . In what follows, we use $\lambda = m$. At threshold, we have $\omega_0 = M_{\pi^0} = 134.97$ MeV. The pv Born contributions include the coupling proportional to the anomalous magnetic moment of the proton, κ_p . In the chiral counting, these stem from the dimension two Lagrangian $\mathcal{L}_{\pi N}^{(2)}$. Based on the data of Ref. [2], the three low-energy constants $a_{1,2}$ and b_P could be determined by a best fit. First, the numerical value for b_P can be estimated from resonance exchange [17], in this case from the Δ (in the static isobar model) and the vector mesons, $V = \rho^0 + \omega$,

$$b_P^{\text{reso}} = b_P^\Delta + b_P^V = (9.7 + 3.1) \text{ GeV}^{-3} \quad (5)$$

which shows that the vector meson contribution can not be neglected [16]. The fitted value for b_p is close to the number given in Eq.(5). However, letting the two S-wave constants a_1 and a_2 completely free, they turn out to be very large in magnitude but of different sign. If one restricts these coefficients again by resonance exchange, one can only vary the Δ off-shell parameters within some bounds [18] and finds much smaller values for a_1 and a_2 (typically a factor 20 smaller than in the free fit). This signals that there are either enormous higher order corrections or that the strong energy dependence of $E_{0+}(\omega)$ as suggested by the data of [2] is incorrect. It is important to note, however, that the sum $a_1 + a_2$ is roughly the same in both procedures. In effect, if no anomalously large coefficients appear, only this sum plays a role (in the threshold region). We also remark that the form of Eqs.(3) has lead to novel P-wave LETs for P_1 and P_2 . These will be tested directly in polarization measurements at MAMI soon (for a somewhat model-dependent analysis, see [19]).

We can now use this formalism to analyze the *new* TAPS data of Fuchs et al. [10]. In Fig.1, we show the fit constrained by resonance exchange for the differential cross sections and in Fig.2 for the total cross section. For the differential cross sections, all data up to $E_\gamma = 160$ MeV were used in the fit but only the ones up to $E_\gamma = 152$ MeV are shown in Fig.1. Before discussing our fit parameters, we note that the differential cross sections above the π^+n threshold show much less of the pronounced bell shape as inferred from the older data and that the total cross section is somewhat decreased, which is of particular relevance for the extraction of E_{0+} . Let us now discuss in more detail the fits based on the theoretical framework of Ref. [9]. For the Δ , we keep the two $\gamma N\Delta$ couplings fixed, $g_1 = g_2 = 5$. The off-shell parameter Y is severely constrained by the Δ contribution to the magnetic polarizability of the proton, we set $0.1 \leq Y \leq 0.14$, i.e. $6.4 \leq \delta\beta_p^\Delta \leq 7.5$ (in units of 10^{-4} fm^3) [20] [21]. Also, Z is bounded by the Δ contribution to the πN scattering volume a_{33} , $-0.4 \leq Z \leq -0.2$ [22]. X is varied within the range given in [18]. We find $X = 2.75$ [23], $Y = 0.10$ and $Z = -0.21$ which translates into

$$(a_1 + a_2)^{V+\Delta} = (2.67 + 3.92) \text{ GeV}^{-4} = 6.59 \text{ GeV}^{-4}, \quad b_p^{\text{reso}} = 13.0 \text{ GeV}^{-3}. \quad (6)$$

The χ^2/dof is 2.21. We remark that the value for b_p does indeed nicely agree with the resonance saturation estimate, Eq.(5). Note that b_p^{reso} does not depend on X and its possible values are strongly constrained by the ranges of Y and Z discussed above. It is thus gratifying that one can obtain such a consistent description of this low-energy constant. The sum $(a_1 + a_2)$ is consistent with the free fit value of 6.60 GeV^{-4} (we do not show the free fit since it is essentially the same as the resonance one). We also note that the resonance fit of Ref. [9] already had $a_1 + a_2 = 6.67 \text{ GeV}^{-4}$. The apparent mismatch between the free and the resonance fit discussed in [9] has turned out to be an artefact related to the old data.

In Fig. 3, we show the electric dipole amplitude E_{0+} . Its values at the $\pi^0 p$ and the $\pi^+ n$ threshold are

$$E_{0+}(\pi^0 p) = -1.16 \cdot 10^{-3}/M_{\pi^+}, \quad E_{0+}(\pi^+ n) = -0.44 \cdot 10^{-3}/M_{\pi^+}, \quad (7)$$

to be compared with $E_{0+}^{\text{exp}}(\pi^0 p) = -1.31 \pm 0.08 \cdot 10^{-3}/M_{\pi^+}$ [10] and $E_{0+}^{\text{exp}}(\pi^+ n) \simeq -0.4 \cdot 10^{-3}/M_{\pi^+}$ (as read off from Fig.4 of [10]). The value of $a_1 + a_2$ in Eq.(6) amounts to an E_{0+} -contribution of $+0.3$ from vector mesons and $+0.4$ from the Δ (in units of $10^{-3}/M_{\pi^+}$). Almost the same number for the sum of vector meson and nucleon resonance contributions

to E_{0+} at threshold is reported in Ref. [24] (see also [25]). In the threshold region, the shape for $E_{0+}(\omega)$ shown in Fig. 3 can be well represented by a two-parameter fit of the form (as discussed in some detail in Ref. [9])

$$E_{0+}(\omega) = -a - b \sqrt{1 - \omega^2/\omega_c^2}, \quad (8)$$

with $\omega_c = 140.11$ MeV the pion energy at the π^+n threshold. We find $a = 0.44 \cdot 10^{-3}/M_{\pi^+}$, $b = 2.9 \cdot 10^{-3}/M_{\pi^+}$ and $b_P = 12.9 \text{ GeV}^{-3}$. The χ^2/dof is 2.22, i.e. almost identical to the one of the resonance fit. This indicates that the mild slope of $\text{Re } E_{0+}(\omega)$ behind the π^+n threshold is not significant. The value for b is somewhat below the one estimated from the Fermi-Watson theorem, $b^{\text{FW}} = 3.7 \cdot 10^{-3}/M_{\pi^+}$. Note, however, that this is based on the assumption of exact isospin symmetry, whereas the clearly visible cusp effect in $E_{0+}(\omega)$ is due to the pion mass difference, i.e. an isospin-violating effect. A more consistent treatment of such effects is certainly needed. For a study of the cusp effect in E_{0+} in terms of a multi-channel S-matrix, see Ref. [26]. We note that the small value of a is a clear indication of chiral loops - with simple pseudovector Born terms one can not get such a small value (this was already stressed in [9]). $\gamma p \rightarrow \pi^0 p$ has also been remeasured at Saskatoon [27]. Between $\pi^0 p$ and $\pi^+ n$ thresholds, the new SAL data are consistent with the ones of Ref. [10]. For larger energies, however, the new SAL data agree with the older Mainz data [2]. This does not affect the threshold value of E_{0+} but rather leads to a larger value of b_P . The experimental discrepancy remains to be clarified.

For the respective slopes of the P-wave multipoles, the LETs together with the best resonance fit give $P_1/|\vec{q}| = 0.480 \text{ GeV}^{-2}$, $P_2/|\vec{q}| = -0.512 \text{ GeV}^{-2}$ and $P_3/|\vec{q}| = 0.544 \text{ GeV}^{-2}$, i.e. all P-waves $P_{1,2,3}$ are of the same magnitude close to threshold. Consequently, the photon asymmetry $\Sigma(\theta)$ to be measured at MAMI is expected to be small in the threshold region since $\Sigma \sim (|P_3|^2 - |P_2|^2)$.

To summarize, we have shown that within the framework of chiral perturbation theory, one is able to consistently understand the new threshold data for the reaction $\gamma p \rightarrow \pi^0 p$. Loop effects are clearly visible in the S-wave. Furthermore, the three low-energy constants are fully understood within the framework of resonance saturation. In contrast to common folklore, these resonances pose no problem and do not have to be treated as dynamical degrees of freedom (as long as one stays in the threshold region). In the next step, this formalism should be extended to electroproduction to discuss the new data from NIKHEF [28] and MAMI [29].

ACKNOWLEDGEMENTS

We are grateful to Michael Fuchs for providing us with the TAPS data before publication and to Jack Bergstrom for informing us about the SAL results.

REFERENCES

- [1] E. Mazzucato et al., Phys. Rev. Lett. **57**, 3144 (1986)
- [2] R. Beck et al., Phys. Rev. Lett. **65**, 1841 (1990)
- [3] A.I. Vainsthein and V.I. Zakharov, Yad. Fiz. **12**, 610 (1970); Uspekhi Fiz. Nauk **100**, 225 (1970); Nucl. Phys. **B36**, 589 (1970)
- [4] P. de Baenst, Nucl. Phys. **B24**, 633 (1970)
- [5] A.M. Bernstein and B.R. Holstein, Comm. Nucl. Part. Phys. **20**, 197 (1991)
- [6] J. Bergstrom, Phys. Rev. **C44**, 1768 (1991)
- [7] V. Bernard, J. Gasser, N. Kaiser and Ulf-G. Meißner, Phys. Lett. **B268**, 219 (1991)
- [8] G. Ecker and Ulf-G. Meißner, Comm. Nucl. Part. Phys. **21**, 347 (1995)
- [9] V. Bernard, N. Kaiser and Ulf-G. Meißner, "Neutral Pion Photoproduction off Nucleons Revisited", Z.Phys. **C** (1995) in press.
- [10] M. Fuchs et al., "Neutral Pion Photoproduction off the Proton Near Threshold", accepted for publication in Phys. Lett. **B**.
- [11] These discrepancies are discussed in Ref. [10].
- [12] These multipoles are related to the more commonly used electric and magnetic ones via $P_1 = 3E_{1+} + M_{1+} - M_{1-}$, $P_2 = 3E_{1+} - M_{1+} + M_{1-}$ and $P_3 = 2M_{1+} + M_{1-}$. They appear naturally in the T-matrix for π^0 production.
- [13] E. Jenkins and A.V. Manohar, Phys. Lett. **B255**, 558 (1991)
- [14] V. Bernard, N. Kaiser and Ulf-G. Meißner, Int. J.Mod. Phys. **E4**, 193 (1995)
- [15] Ulf-G. Meißner, Czech. J. Phys. **45**, 153 (1995)
- [16] Notice that we drop here the M_π^2 term in the denominator of Eq.(4.10) of Ref. [9]. This is consistent within the power counting and also discussed in that paper.
- [17] G. Ecker, J. Gasser, A. Pich and E. de Rafael, Nucl. Phys. **B321**, 3411 (1989); J.F. Donoghue, C. Ramirez and G. Valencia, Phys. Rev. **D39**, 1947 (1989)
- [18] M. Benmerrouche, R.M. Davidson and N.C. Mukhopadhyay, Phys. Rev. **C39**, 2339 (1989); V. Pascaluta and O. Scholten, Nucl. Phys. **A591**, 658 (1995)
- [19] J. Bergstrom, Phys. Rev. **C52**, 1986 (1995)
- [20] N.C. Mukhopadhyay, A.M. Nathan and L. Zhang, Phys. Rev. **D47**, R7 (1993)
- [21] V. Bernard, N. Kaiser, Ulf-G. Meißner and A. Schmidt, Z. Phys. **A348**, 317 (1994)
- [22] A. Schmidt, Thesis Technische Universität München (1995) unpublished
- [23] Such a large value of X effectively subsumes some higher resonance contributions, compare e.g. Ref. [24]
- [24] D. Drechsel and L. Tiator, J. Phys. G: Nucl. Part. Phys. **18**, 449 (1992)
- [25] R.M. Davidson and N.C. Mukhopadhyay, Phys. Rev. Lett. **60**, 748 (1988)
- [26] A.M. Bernstein, πN Newsletter **9**, 55 (1993)
- [27] J. Bergstrom, private communication
- [28] H.B. van den Brink et al., Phys. Rev. Lett. **74**, 3561 (1995)
- [29] M. Distler et al., in preparation;
Th. Walcher, in "Chiral Dynamics: Theory and Experiment", A.M. Bernstein and B.R. Holstein (eds), Springer Lecture Notes in Physics, Heidelberg, 1995;
Th. Walcher, plenary talk, "Baryons' 95", Santa Fe, USA, October 1995

FIGURES

Fig.1 Differential cross sections in the threshold region (in nb/sr) for lowest 9 values of the photon lab energy E_γ versus the cm scattering angle θ . The solid line is the best resonance fit, the data are from [10].

Fig.2 Total cross section in the threshold region (in μb) versus E_γ . For notations, see Fig.1.

Fig.3 The real part of the electric dipole amplitude in the threshold region.

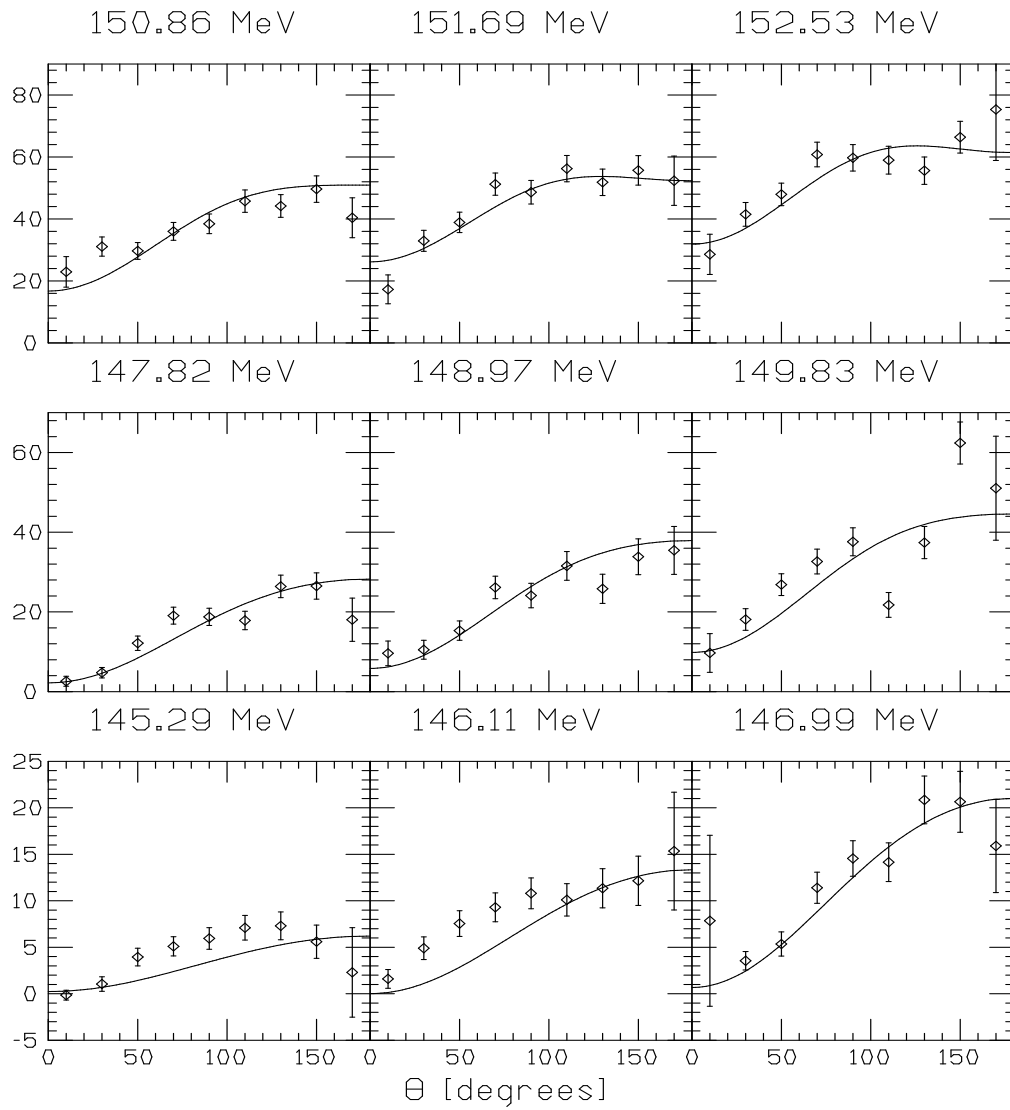


Figure 1

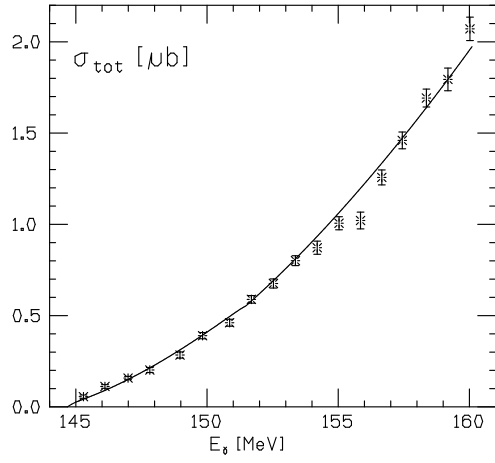


Figure 2

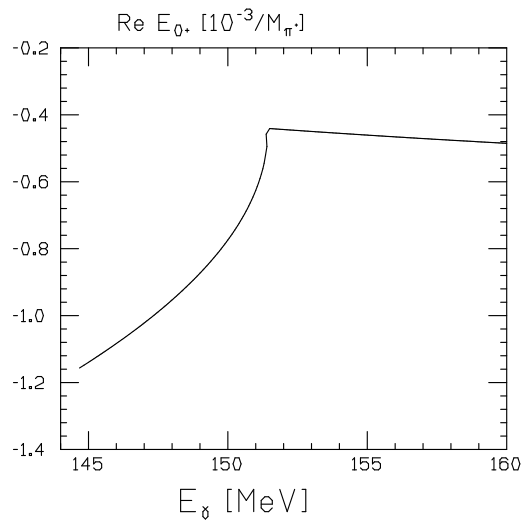


Figure 3