

Neutrinos; Opportunities and Strategies in the Future*

Hisakazu Minakata[†]

Department of Physics, Tokyo Metropolitan University, Hachioji, Tokyo 192-0397, Japan

(Dated: January 10, 2007)

Abstract

I try to give an overview of future prospects of the experimental exploration of the unknowns in the neutrino mass pattern and the lepton flavor mixing. Because of the nature of the lectures on which this manuscript is based, I give some pedagogical discussions to prepare for the presentation in the later part. I start from measuring θ_{13} by reactors and accelerators as a prerequisite for proceeding to search for leptonic CP violation. I then discuss how CP violation can be uncovered, and how the neutrino mass hierarchy can be determined. I do these by resolving so called the “parameter degeneracy” which is necessary anyway if one wants to seek precision measurement of the lepton mixing parameters. As a concrete setting for resolving the degeneracy I introduce the Tokai-to-Kamioka-Korea two detector complex which receives neutrino superbeam from J-PARC, sometimes dubbed as “T2KK”. It is shown that T2KK is able to resolve all the eight-fold parameter degeneracy in a wide range of the lepton mixing parameters. I also discuss an alternative way for lifting the θ_{23} octant degeneracy by reactor-accelerator combined method. Finally, I discuss by taking some examples how some theoretically or phenomenologically motivated ideas can be tested experimentally.

PACS numbers:

* Combined and slightly expanded written version of the invited talks given at International Conference “Heavy Quarks and Leptons”, Munich, Germany, October 16-20, 2006, and Second World Summit on “Physics Beyond the Standard Model”, Galapagos Islands, Ecuador, June 22-25, 2006 (post-deadline version).

[†]Electronic address: minakata@phys.metro-u.ac.jp

I. INTRODUCTION

Neutrino physics, in particular its experimental part, has been extremely successful in the last 10 years. It would be worthwhile to look it back on this occasion as a prologue to our discussion on the future. In 1998 the Super-Kamiokande atmospheric neutrino observation confirmed [1] the smoking gun evidence for atmospheric neutrino anomaly seen in the deficit of the rate and in the zenith angle distribution of ν_μ induced events in the Kamiokande experiment [2]. It was the first evidence for mass-induced neutrino oscillation.¹ The evidence for neutrino oscillation was readily confirmed by the first long-baseline (LBL) accelerator neutrino experiment K2K [6] using man-made ν_μ beam. In this sense, the first corner stone was placed in the 2-3 sector of the lepton flavor mixing matrix, the MNS matrix [5]. It established surprisingly that the mixing angle θ_{23} is large, which may even close to the maximal, refuting the prejudice of small flavor mixing angles deeply rooted among theorists at that time.

On the other hand, there have been great amount of efforts in the solar neutrino observation pioneered by Davis with his ^{37}Cl experiment in sixties which was developed in close collaboration with the devoted theorist [7]. In the last 20 years the field has been enriched by participation by Kamiokande, Ga, Super-Kamiokande, and SNO experiments [8]. In particular, the latter two experiments were united to confirm the particle physics nature of the solar neutrino problem, the evidence for solar neutrino flavor transformation [9]. Later SNO *in situ* confirmed the evidence [10]. I would like to note here that the deficit of the ^8B flux obtained by Davis in his ^{37}Cl experiment [11], though suffered from stubborn skepticism for more than 30 years, was convincingly confirmed by the SNO charged current (CC) measurement. The beautiful finale of the solar neutrino problem came with KamLAND [12] which identified its cause as due to the mass-induced neutrino oscillation which clearly pinned down the large mixing angle (LMA) MSW solar neutrino solution [13]. The particular significance of the KamLAND result in this context, so called the KamLAND massacre (of non-standard scenarios), was emphasized by many people with detailed analysis for example in [14]. The resultant mixing angle θ_{12} turned out to be large, but not maximal.

Finally, several experiments, Super-Kamiokande [15], KamLAND [16], K2K [17], and MINOS [18], observed the oscillatory behavior, thereby established the phenomenon of mass-induced neutrino oscillation. At this moment, it constitutes the first and the unique evidence for physics beyond the Standard Model.

What is the next? The most common answer, which I also share, is to explore the unknown 1-3 sector, for which the only knowledge we have is the upper bound on θ_{13} [19, 20]. Discovery of leptonic CP violation must throw light on tantalizing mystery of interrelationship between quarks and leptons. The discussion of the quark-lepton correspondence which can be traced to early sixties [21], and in a modern context presented in a compelling form with the anomaly cancellation in Standard Model [22] strongly suggests that they have common roots. It is also possible that the Kobayashi-Maskawa type CP violation [23] in the lepton sector might be related to CP violation at high energies which is required for

¹ The history of theory of neutrino oscillation is somewhat involved. In 1957 Pontecorvo [3] discussed $\nu \leftrightarrow \bar{\nu}$ oscillation in close analogy to $K^0 \leftrightarrow \bar{K}^0$ oscillation [4]. In 1962 Maki, Nakagawa, and Sakata [5] first pointed out the possibility of neutrino flavor transformation, the phenomenon established experimentally only recently as described here.

leptogenesis [24] to work. See, e.g., [25] and the references cited therein for this point.

Despite the great progress in our understanding mentioned above we do have many important unanswered questions. The list includes, for example, the followings: What is the origin of neutrino masses and mixing? What is the reason for disparity between small quark and large lepton mixings? Is there underlying quark-lepton symmetry, or quark-lepton complementarity? Is there flavor symmetry which includes quarks and leptons? I am sure that many more questions exist. These points are discussed in depth in a recent review [26].

The new stage of neutrino physics may also be characterized as beginning of the era of precision measurement of lepton mixing parameters. Testing the various theoretical ideas proposed to understand the uncovered structure mentioned above requires accurate determination of mixing parameters. For example, to test the quark-lepton complementarity [27, 28] experimentally, one needs to improve accuracies for θ_{12} determination from the current one, $\simeq 12\%$ for $\sin^2 \theta_{12}$, to the one comparable to the Cabibbo angle, $\sim 1\%$ [29]. It will be discussed in Sec. IX.

I must admit that the scope of my discussions is quite limited; The crucially important issues such as absolute neutrino mass, nature of neutrinos (Majorana vs. Dirac), Majorana CP violation and leptogenesis are not covered. Moreover, it covers only a part of the things that should be addressed for exploring unknowns done by the future LBL experiments, that is, concrete ways of how to determine the mixing parameters with the next generation conventional ν_μ superbeam [30, 31] and reactor experiments. Yet, conventional superbeam experiments are extremely interesting because, in principle, they can be done in the next 10-15 years without long-term R&D effort.

Here is a composition of this long report. First of all, I intend to be pedagogical in writing this report; I met with many brilliant young people in “World Summit in Galapagos” [32], and a broad class of audiences who keenly interested in neutrino physics in “Heavy Quarks and Leptons” [33], and it is a pity if this manuscript is entirely unreadable to them. In Sec. II, we review how the atmospheric parameters Δm_{32}^2 and θ_{23} are determined. In Sec. III, we explain how θ_{13} can be measured and briefly review the reactor and the accelerator methods. In Sec. IV, we provide a simple understanding of the interplay between the vacuum and the matter effect by introducing the bi-probability plot. In Sec. V, we mention two alternative strategies of how to measure CP violation and give some historical remarks on how the thoughts on measuring leptonic CP violation were evolved. In Sec. VI, we explain in a simple terms the cause of the parameter degeneracy by using the bi-probability plot. It is an important topics for precision measurement of the lepton mixing parameters because the degeneracy acts as a notorious obstacle to it. In Sec. VII, we discuss how the eight-fold parameter degeneracy can be resolved *in situ* by using “T2KK”, the Tokai-to-Kamioka-Korea setting. In Sec. VIII, we describe an alternative method for solving a part of the degeneracy called the θ_{23} octant degeneracy by combining reactor and accelerator experiments. In Sec. IX, we discuss, by taking a concrete example, how theoretical/phenomenological hypothesis can be confronted to experiments. In Sec. X, we give a concluding remark.

II. ATMOSPHERIC PARAMETERS; Δm_{31}^2 AND θ_{23}

“Bread and butter” in the coming era of precision measurement of lepton mixing parameters is the accurate determination of the atmospheric parameters, Δm_{31}^2 and θ_{23} . It will be carried out by the accelerator disappearance experiments which measures energy

spectrum modulation of muon neutrinos. Ignoring terms proportional to Δm_{21}^2 and θ_{13} , the disappearance probability in vacuum can be written as

$$P(\nu_\mu \rightarrow \nu_\mu) = 1 - \sin^2 2\theta_{23} \sin^2 \left(\frac{\Delta m_{31}^2 L}{4E} \right) \quad (1)$$

In view of (1), very roughly speaking, the position and the depth of the dip corresponding to the first oscillation maximum, $\Delta_{31} \equiv \frac{\Delta m_{31}^2 L}{4E} = \pi/2$, tell us Δm_{31}^2 and $\sin^2 2\theta_{23}$, respectively.

The current limits on these parameters from the SK atmospheric neutrino observation are $1.5 \times 10^{-3} \text{eV}^2 < \Delta m_{31}^2 < 3.4 \times 10^{-3} \text{eV}^2$ and $\sin^2 2\theta_{23} > 0.92$ at 90% CL [1]. K2K, the first accelerator LBL experiment obtained the similar results, $1.9 \times 10^{-3} \text{eV}^2 < \Delta m_{31}^2 < 3.5 \times 10^{-3} \text{eV}^2$ at 90% CL though the sensitivity to θ_{23} is much worse, $\sin^2 2\theta_{23} < 0.6$ [34]. The currently running MINOS experiment [18] aims at determining Δm_{31}^2 to $\simeq 6\%$ level, and $\sin^2 2\theta_{23}$ to $\simeq 8\%$ level, both at 90% CL. The next generation LBL experiment T2K [35] is expected to improve the sensitivity to $\simeq 2\%$ level for Δm_{31}^2 excluding systematics, and $\simeq 1\%$ level for $\sin^2 2\theta_{23}$ including systematics, both at 90% CL [36]. These numbers are cross checked in various occasions [37, 38]. The US project NO ν A [39] will also have the similar sensitivities. These accuracies are quite essential to resolve the parameter degeneracy (see Sec. VI) to achieve the goal of precision determination of the lepton mixing parameters.

III. θ_{13}

To reach the goal of seeing leptonic CP violation, we have to clear the first hurdle, knowing the value of θ_{13} . What is the most appropriate way to measure the parameter? To answer the question we consider the neutrino oscillation channel which involve ν_e , otherwise θ_{13} would not be contained in leading order. There are two candidate channels; $\nu_e \rightarrow \nu_e$ and $\nu_\mu \rightarrow \nu_e$ (or, $\nu_e \rightarrow \nu_\mu$). In our discussion that follows, $\nu_e \rightarrow \nu_\tau$ is the same as $\nu_e \rightarrow \nu_\mu$.

We note that $P(\nu_e \rightarrow \nu_e)$ probed at energy/baseline appropriate to atmospheric Δm^2 scale consists of interference terms between amplitudes $A(\nu_e - \nu_3 \rightarrow \nu_3 - \nu_e)$ and $A(\nu_e - \nu_1 \rightarrow \nu_1 - \nu_e) + A(\nu_e - \nu_2 \rightarrow \nu_2 - \nu_e)$. Then, obviously $|U_{e3}|^2$ is involved in the disappearance probability. On the other hand, in the appearance channel $\nu_\mu \rightarrow \nu_e$, the oscillation probability contains interference terms between amplitudes $A(\nu_\mu - \nu_3 \rightarrow \nu_3 - \nu_e)$ and $A(\nu_\mu - \nu_1 \rightarrow \nu_1 - \nu_e) + A(\nu_\mu - \nu_2 \rightarrow \nu_2 - \nu_e)$. Then, the appearance channel looks to be advantageous because only a single power of $|U_{e3}|$ is involved. But, it is untrue; When there is a hierarchy in Δm^2 , $\Delta m_{21}^2 \ll \Delta m_{31}^2$, unitarity tells us that these two terms nearly cancel, leaving another power of $|U_{e3}|$. As a consequence, $P(\nu_\mu \rightarrow \nu_e)$ is also proportional to $|U_{e3}|^2$. Hence, there are two comparably good ways to measure θ_{13} ; the reactor and the accelerator methods which measure $P(\nu_e \rightarrow \nu_e)$ and $P(\nu_\mu \rightarrow \nu_e)$, respectively. Let us describe them one by one.

Before getting into the task we give here the explicit expressions of oscillation probabilities. For $\bar{\nu}_e$ disappearance channel it reads (see e.g., erratum in [40])

$$\begin{aligned} 1 - P(\bar{\nu}_e \rightarrow \bar{\nu}_e) = & \sin^2 2\theta_{13} \sin^2 \left(\frac{\Delta m_{31}^2 L}{4E} \right) - \frac{1}{2} s_{12}^2 \sin^2 2\theta_{13} \sin \left(\frac{\Delta m_{31}^2 L}{2E} \right) \sin \left(\frac{\Delta m_{21}^2 L}{2E} \right) \\ & + \left[c_{13}^4 \sin^2 2\theta_{12} + s_{12}^2 \sin^2 2\theta_{13} \cos \left(\frac{\Delta m_{31}^2 L}{2E} \right) \right] \sin^2 \left(\frac{\Delta m_{21}^2 L}{4E} \right). \end{aligned} \quad (2)$$

For the appearance channel, we use the $\nu_\mu(\bar{\nu}_\mu) \rightarrow \nu_e(\bar{\nu}_e)$ oscillation probability with first-order matter effect [41]

$$\begin{aligned}
P[\nu_\mu(\bar{\nu}_\mu) \rightarrow \nu_e(\bar{\nu}_e)] = & \sin^2 2\theta_{13} s_{23}^2 \left[\sin^2 \left(\frac{\Delta m_{31}^2 L}{4E} \right) - \frac{1}{2} s_{12}^2 \left(\frac{\Delta m_{21}^2 L}{2E} \right) \sin \left(\frac{\Delta m_{31}^2 L}{2E} \right) \right. \\
& \left. \pm \left(\frac{4Ea}{\Delta m_{31}^2} \right) \sin^2 \left(\frac{\Delta m_{31}^2 L}{4E} \right) \mp \frac{aL}{2} \sin \left(\frac{\Delta m_{31}^2 L}{2E} \right) \right] \\
& + 2J_r \left(\frac{\Delta m_{21}^2 L}{2E} \right) \left[\cos \delta \sin \left(\frac{\Delta m_{31}^2 L}{2E} \right) \mp 2 \sin \delta \sin^2 \left(\frac{\Delta m_{31}^2 L}{4E} \right) \right] \\
& + c_{23}^2 \sin^2 2\theta_{12} \left(\frac{\Delta m_{21}^2 L}{4E} \right)^2, \tag{3}
\end{aligned}$$

where the terms of order $s_{13} \left(\frac{\Delta m_{31}^2}{\Delta m_{31}^2} \right)^2$ and $aL s_{13} \left(\frac{\Delta m_{21}^2}{\Delta m_{31}^2} \right)$ are neglected. In Eq. (3), $a \equiv \sqrt{2} G_F N_e$ [13] where G_F is the Fermi constant, N_e denotes the averaged electron number density along the neutrino trajectory in the earth, $J_r (\equiv c_{12} s_{12} c_{13}^2 s_{13} c_{23} s_{23})$ denotes the reduced Jarlskog factor, and the upper and the lower sign \pm refer to the neutrino and anti-neutrino channels, respectively. In both of the oscillation probabilities, $P(\bar{\nu}_e \rightarrow \bar{\nu}_e)$ and $P(\nu_\mu \rightarrow \nu_e)$, the leading atmospheric oscillation terms have the common factor $\sin^2 2\theta_{13}$, in agreement with the discussion given above. The last term in Eq. (3) is the solar scale oscillation term, which will be important for resolving the θ_{23} degeneracy.

A. Reactor measurement of θ_{13}

It was proposed [40, 42] that by using identical near and far detectors which is placed close to and at around ~ 1 km from the reactor, respectively, one can search for non-zero θ_{13} to a region of $\sin^2 2\theta_{13} \sim 0.01$. An advantage of the reactor θ_{13} experiments is their cost effectiveness which stems from that the beam is intense enough (and furthermore free!) and low in energy to allows relatively compact detectors placed at baselines much shorter than those of accelerator experiments. Intensive efforts over several years from these proposals entailed the various projects in world wide as described in [43]. By now a few projects have already been approved, or are close to the status [44, 45, 46].

Scientific merit of the reactor measurement of θ_{13} is that it provides pure measurement of θ_{13} without being affected by other mixing parameters, as emphasized in [40]. It implies, among other things, that it can help resolving the θ_{23} octant degeneracy as pointed out in [40], and recently demonstrated in detail in [38]. On the other hand, the same property may be understood as “shortcoming” of the reactor experiment, if one want to search for leptonic CP violation. It is known that ν_e ($\bar{\nu}_e$) disappearance probability has no sensitivity to δ even in matter with arbitrary profile with negligible higher order correction [47]. We note, however, that reactor θ_{13} experiment can be combined with accelerator appearance measurement to uncover CP violation [48].

B. Accelerator measurement of θ_{13}

In contrast to the reactor experiments accelerator measurement of θ_{13} is “contaminated” (or enriched) by the other mixing parameters, in particular by δ in the case of low energy

superbeam experiments. The sensitivity to θ_{13} therefore depends upon δ in a significant way. Though it sounds like drawback of the accelerator method, it in turn means that the LBL θ_{13} experiments can be upgraded to search for leptonic CP violation. (This is why and how the low-energy superbeam was originally motivated in [30].) There exist an approved experiment T2K [35] using the 0.75 MW neutrino beam from J-PARC, and a competitive proposal of NO ν A [39] which uses NuMI beam line in Fermilab. The sensitivity to θ_{13} , is roughly speaking, up to $\sin^2 2\theta_{13} \sim 0.01$. However, the better knowledge of background rejection and the systematic errors are required to make the number more solid. Though less sensitive, MINOS [18] and OPERA [49] have some sensitivities to θ_{13} .

If θ_{13} is really small, $\sin^2 2\theta_{13} < 0.01$, probably we need new technology to explore the region of θ_{13} . The best candidates are neutrino factory [50] or the beta beam [51]. For them we refer [52] for overview and for extensive references.

IV. VACUUM VS. MATTER EFFECTS

To proceed further, we need some knowledges on neutrino oscillation in matter. There are several ways to simply understand the matter effect in neutrino oscillations. One is to use perturbative approach [41, 53]. The other is to rely on Cervera *et al.* formula [55] which applies to higher matter densities. The most important reason why we want to understand the feature of vacuum-matter interplay in neutrino oscillation is that they tend to mix and confuse with each other. For the early references which took into account the matter effect which inevitably comes in into LBL CP violation search, see e.g., [41, 53, 54, 55].

Probably, the simplest way to understand the matter effect as well as CP phase effect is to rely on the CP trajectory diagram in $P(\nu_\mu \rightarrow \nu_e)$ and $P(\bar{\nu}_\mu \rightarrow \bar{\nu}_e)$ space, for short, the bi-probability plot [56]. It is given in Fig. 1. By writing the bi-probability diagram one can easily understand the relative importance of CP and the matter effects in a pictorial way; Magnitude of effect of CP violating phase δ is represented as the size of the ellipses, while that of the matter effect can be read off as a separation between the two ellipses with positive (blue ellipse) and negative (red ellipse) sign of Δm_{31}^2 . The distance from the origin to the ellipse complex represents $s_{23}^2 \sin^2 2\theta_{13}$. We mention that the bi-probability plot can be extended to the one which includes T violation in which the charming relations between probabilities called the CP-CP and the T-CP relations are hidden [57, 58].

V. CP VIOLATING PHASE δ

If θ_{13} is not too small and is within reach by the next generation reactor or LBL experiments, the door is open to search for leptonic CP violation using conventional superbeam. When people started to think about the possibility of observing CP violation there were two alternative ways to approach the goal, high-energy vs. low-energy options, as described in [59]. The high-energy option, the majority at that time, is based on the idea of neutrino factory [50] which utilizes intense neutrino beam from muon storage ring. Because background can be suppressed to a very small level due to clean detection of high-energy muons, the sensitivity to θ_{13} and δ can be extremely good. We do not quote the number here because its re-examination by taking into account the possibility of lowering the threshold is ongoing in the context of neutrino factory International Scoping Study [60], which should be available soon.

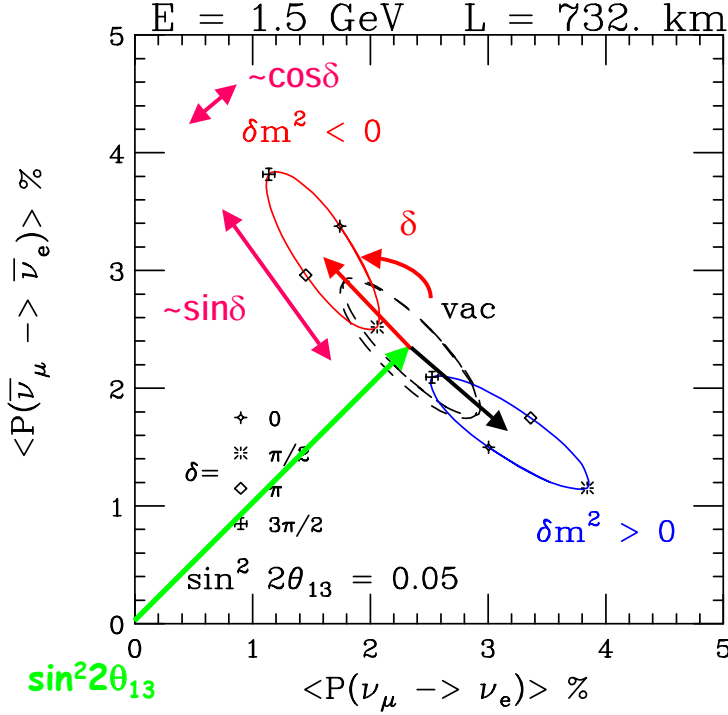


FIG. 1: A P - \bar{P} bi-probability plot with experimental parameters corresponding to NuMI off-axis project is presented for the purpose of exhibiting characteristic features of the neutrino oscillations relevant for low-energy superbeam experiments. Namely, it can display competing three effects, CP violating and CP conserving effects due to δ as well as the matter effects in a compact fashion. For more detailed description of its properties, see [56]. The art work is done by Adam Para.

The low-energy option is based on very simple fact that the effect of CP phase δ is large at low energies [30, 54]. What is good in the low-energy option is that it can be realized with conventional ν_μ superbeam. It opens the possibility that the CP violation search can be pursued by relying on known beam technology with no need of an extensive R&D efforts, and is doable in the next 10-15 years if we can enjoy generous governmental support. On the other hand, ν_e appearance search with conventional ν_μ beam inevitably has the intrinsic problem of background, not only of the beam origin but also due to the neutral current (NC) π^0 in the case of water Cherenkov detectors. Despite the potential difficulties, the possibility of experimental search for leptonic CP violation became the realistic option when LOI of the T2K experiment with optimistic conclusion was submitted [35].

Unfortunately, the optimism in the early era was challenged by several potential obstacles. First of all, reducing the systematic error to a required level, a few % level, is a tremendous task. Good news is that several experiments are going on, or to be done, to measure hadron production [61, 62] and neutrino nucleus interaction cross sections [63]. Other difficulties include, for example: the possibility that CP violation could be masked by the unknown sign of Δm_{31}^2 , or in more general context the presence of parameter degeneracy [56, 65, 66] which can obscure the CP violation, which will be the topics of the next section.

VI. PARAMETER DEGENERACY

Since sometime ago people recognized that measurement of $P(\nu_\mu \rightarrow \nu_e)$ and $P(\bar{\nu}_\mu \rightarrow \bar{\nu}_e)$ at a particular energy, no matter how accurate they are, allows multiple solutions of θ_{13} and δ , the problem of parameter degeneracy. The nature of the degeneracy can be understood as the intrinsic degeneracy [65], which is duplicated by the unknown sign of Δm^2 [56], and the possible octant ambiguity of θ_{23} [66] if it is not maximal. For an overview of the resultant eight-fold parameter degeneracy, see e.g., [67, 68].

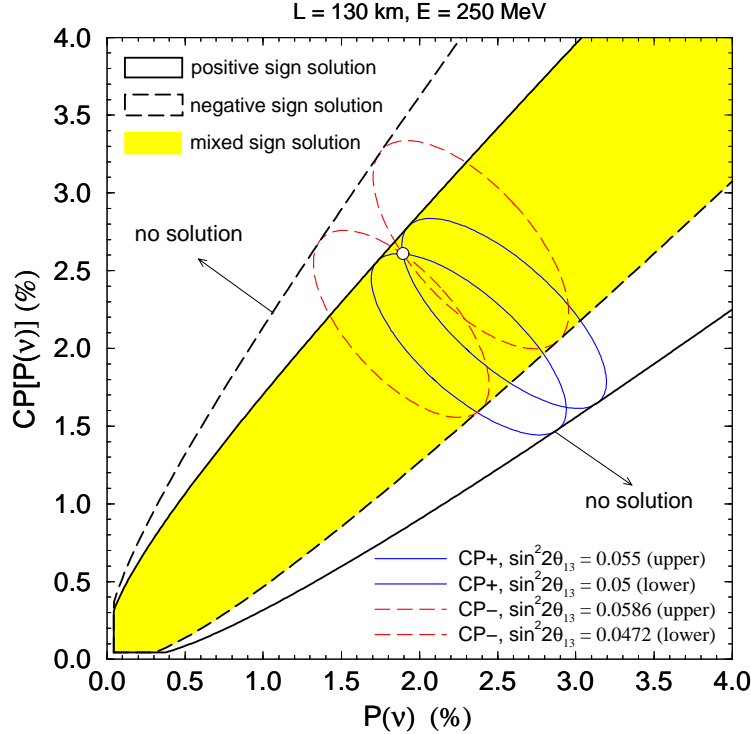


FIG. 2: An example of the degenerate solutions for the CERN-Frejus project in the $P(\nu) \equiv P(\nu_\mu \rightarrow \nu_e)$ versus $CP[P(\nu)] \equiv P(\bar{\nu}_\mu \rightarrow \bar{\nu}_e)$ plane. Between the solid (dashed) lines is the allowed region for positive (negative) Δm^2_{31} and the shaded region is where solution for both signs are allowed. The solid (dashed) ellipses are for positive (negative) Δm^2_{31} and they all meet at a single point. This is the CP parameter degeneracy problem. We have used a fixed neutrino energy of 250 MeV and a baseline of 130 km. The mixing parameters are fixed to be $|\Delta m^2_{13}| = 3 \times 10^{-3} eV^2$, $\sin^2 2\theta_{23} = 1.0$, $\Delta m^2_{12} = +5 \times 10^{-5} eV^2$, $\sin^2 2\theta_{12} = 0.8$ and $Y_e \rho = 1.5 \text{ g cm}^{-3}$. The figure is taken from [68].

It is in fact easy to understand the cause of the parameter degeneracy if we use the bi-probability plot. Look at Fig. 2. Suppose that your experimentalist friend gives you the measurement point denoted as an open circle in Fig. 2. Then, it is evident that you can draw two ellipses, as shown in blue solid lines in Fig. 2, that pass through the observed point, which implies the existence of two solutions of θ_{13} and δ . The two-fold ambiguity is usually called the intrinsic degeneracy. If we are ignorant of the neutrino mass hierarchy, i.e., the sign of Δm^2_{31} , the two more ellipses can be drawn, as shown by the red dashed line

in Fig. 2; duplication of the solution by the unknown mass hierarchy. Altogether one has four-fold parameter degeneracy.

Unfortunately, it is not the end of the story. If θ_{23} is not maximal, we are enriched with another degeneracy, the θ_{23} octant degeneracy. The ν_μ disappearance measurement of $P(\nu_\mu \rightarrow \nu_\mu)$ gives a value of $\sin^2 2\theta_{23}$. It then allows two solutions of θ_{23} if $\theta_{23} \neq \pi/4$, $s_{23}^2 = \frac{1}{2} \left[1 \pm \sqrt{1 - \sin^2 2\theta_{23}} \right]$, one in the first octant and the other in the second octant. Since this is “orthogonal” to the intrinsic and the sign Δm_{31}^2 degeneracies with four solutions of θ_{13} and δ , the total eight-fold degeneracy results.

Prior to the systematic discussion of how to solve the degeneracy we want to mention about the simplest method of solving the $\theta_{13} - \delta$ degeneracy. By tuning the beam energy to the “shrunk ellipse limit” [69] the degeneracy can be reduced to the two-fold one, $\delta \leftrightarrow \pi - \delta$. Notice that there is no confusion between CP violation and CP conservation even in the presence of this degeneracy.

VII. RESOLVING THE EIGHT-FOLD PARAMETER DEGENERACY

It is known that degeneracy of neutrino oscillation parameters acts as a severe limiting factor to the precision determination of θ_{13} , θ_{23} , and δ . It is particularly true for the θ_{23} octant degeneracy [37]. Expecting the era of precision measurement in the next 10-30 years, it is the time that the formulation of the well defined strategy for exploring the whole structure of the lepton flavor mixing is of immense need.

Toward the goal, I explain in detail how the degeneracy can be resolved by using a concrete setting, which is called “T2KK”. It is an acronym for Tokai-to-Kamioka-Korea two detector complex, an upgraded next project to T2K phase I for exploring the whole structure of lepton flavor mixing [70, 71]. It utilizes two half a megaton (0.27 Mton fiducial volume) water Cherenkov detectors one in Kamioka (295 km) and the other in somewhere in Korea (~ 1000 km) which receive ν_μ and $\bar{\nu}_\mu$ superbeam of 4 MW from J-PARC facility. We assume 4 years of running with each neutrino and antineutrino mode. For further details of T2KK, please consult to the original manuscripts [70, 71]. For a broader view of T2KK including wider class of detector options and locations, see the web page of the workshops which are focused on this project [72]. Though T2KK is *not* the unique way of resolving the eight-fold parameter degeneracy it is nice to have a concrete project to solve all the degeneracy *in situ*; It provides the bottom line understanding on how it can be lifted, and the lesson may be useful to think about alternative ways.

How does T2KK solve the 8-fold parameter degeneracy? In a nutshell, the setting can resolve the three kind of degeneracies in the following ways:

- The intrinsic degeneracy; Spectrum information solves the intrinsic degeneracy.
- The sign- Δm^2 degeneracy; Difference in the earth matter effect between the intermediate (Kamioka) and the far (Korea) detectors solves the sign- Δm^2 degeneracy.
- The θ_{23} octant degeneracy; Difference in solar Δm^2 oscillation effect (which is proportional to c_{23}^2) between the intermediate and the far detectors solves the θ_{23} octant degeneracy.

Let me explain these points one by one.

A. Intrinsic degeneracy

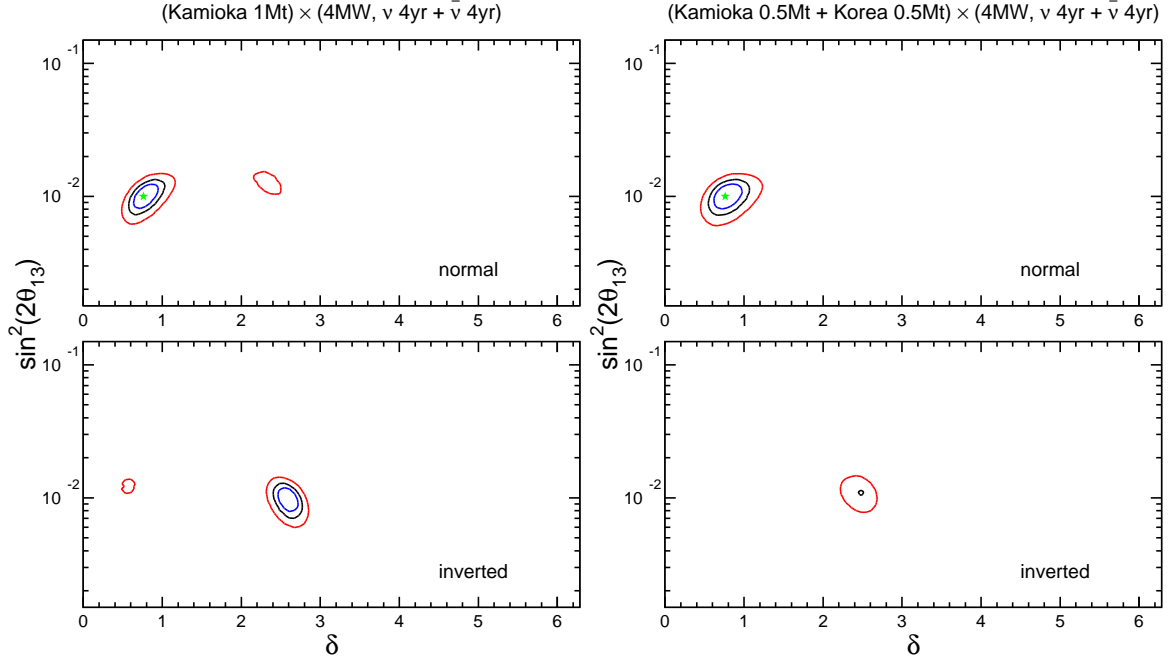


FIG. 3: The region allowed in $\delta - \sin^2 2\theta_{13}$ space by 4 years of neutrino and antineutrino running in T2K II (left panel), and the Kamioka-Korea two detector setting (right panel). They are taken from the supplementary figures behind the reference [70] to which the readers are referred for details of the analysis. Notice that the standard setting in T2K II, 2 (6) years of neutrino (antineutrino) running, leads to a very similar results (as given in [73]) to the one presented in the left panel of this figure. The true solutions are assumed to be located at $(\sin^2 2\theta_{13} \text{ and } \delta) = (0.01, \pi/4)$ with positive sign of Δm_{31}^2 , as indicated as the green star. The intrinsic and the Δm_{31}^2 -sign clones appear in the same and the opposite sign Δm_{31}^2 panels, respectively. Three contours in each figure correspond to the 68% (blue line), 90% (black line) and 99% (red line) C.L. sensitivities, respectively.

First look at Fig. 3 in which the sensitivities for resolving the intrinsic degeneracy by the Tokai-to-Kamioka phase II (T2K II) setting [35] (left panel) and the Kamioka-Korea two detector setting (right panel) are presented. Figure 3 is taken from supplementary figures prepared for the study reported in [70], in which the details of the analysis are described. In the left panel of Fig. 3 it is shown that the intrinsic degeneracy in (assumed) each mass hierarchy is almost resolved by the T2K II setting at the particular set of values of the mixing parameters as indicated in the caption. Since the matter effect plays minor role in the T2K II setting it is likely that the spectral information is mainly responsible for lifting the intrinsic degeneracy.

In the right panel of the same figure it is exhibited that the intrinsic degeneracy is completely resolved by the T2KK setting at the same values of the mixing parameters, indicating power of the two detector method [74]. Namely, the comparison between the intermediate and the far detectors placed at the first and the second oscillation maxima, respectively, supersedes a single detector measurement in Kamioka with the same total volume in spite of much less statistics in the Korean detector.

B. Sign- Δm^2 degeneracy

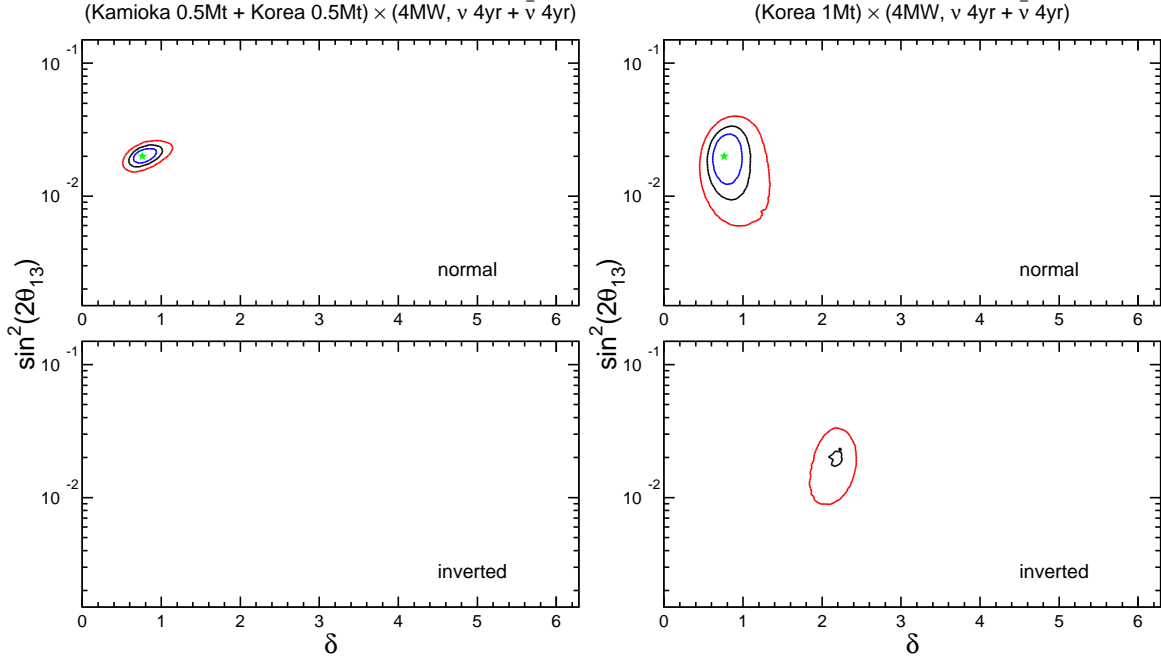


FIG. 4: The similar sensitivity plot as in Fig. 3. Left panel is for T2KK and the right panel for a single 0.54 megaton detector placed in Korea.

It should be noted that the sign- Δm^2 degeneracy is also lifted though incompletely by the Kamioka-Korea setting as indicated in the right-lower panel of Fig. 3. It is well known that the interference effect between the vacuum and the matter effects depends upon the mass hierarchy, i.e., the sign of Δm_{31}^2 , and many people have been proposed to utilize it to resolve the mass hierarchy.

But, it is not the whole story here. To indicate this point the sensitivities for the two settings are compared in Fig. 4. One is T2KK (left panel) and the other is the case of single 0.54 megaton detector placed in Korea (right panel). It should be noticed that a single detector in Korea with the same total volume fails to resolve the sign- Δm^2 degeneracy which is completely lifted by T2KK at the particular values of the mixing parameters. Again, the sensitivity is enhanced by comparing the yields of the two identical detectors.

The fact that the T2KK setting can resolve the four-fold degeneracy by the spectrum analysis and comparison between the two detectors is explained by plotting the energy dependences of the appearance probabilities in Fig. 5.

C. θ_{23} octant degeneracy

The θ_{23} octant degeneracy arises because accelerator disappearance and appearance measurement determine $\sin^2 2\theta_{23}$ and the combination $s_{23}^2 \sin^2 2\theta_{13}$, respectively, but not s_{23}^2 itself. Therefore, it is hard to resolve in the accelerator experiments using conventional ν_μ beam. See [38] for an explicit analytic treatment of this point.

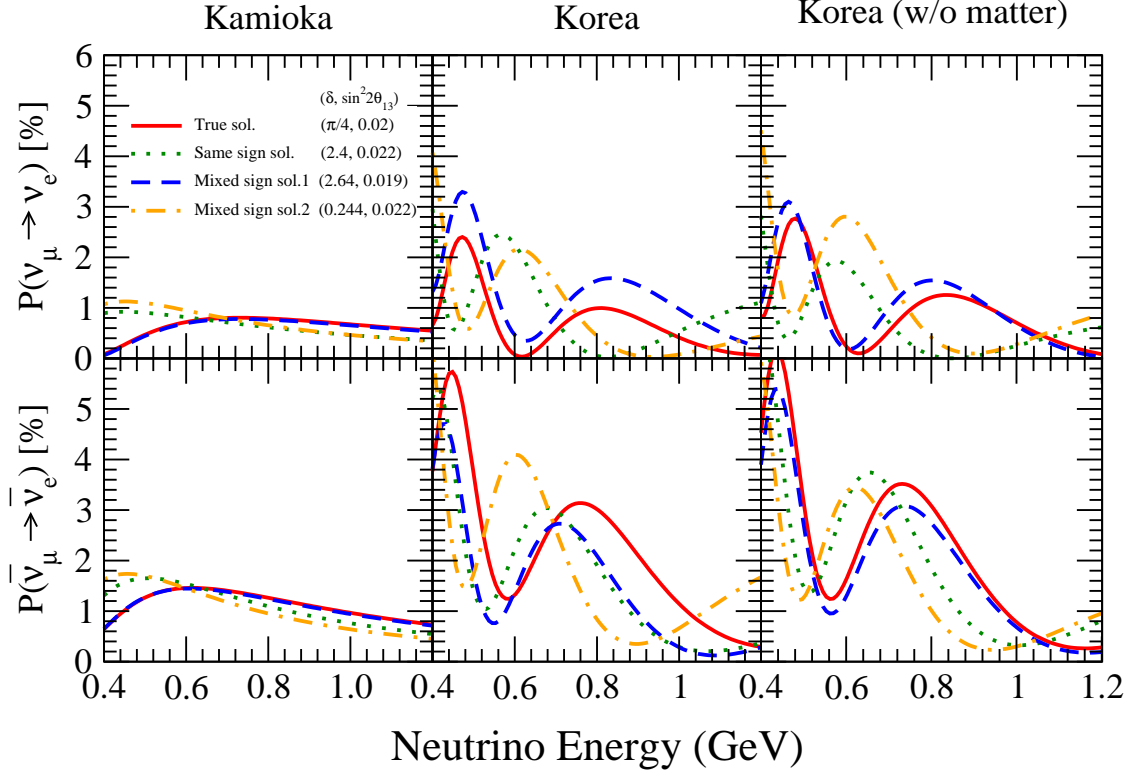


FIG. 5: Neutrino oscillation probabilities corresponding to a four-fold degenerate solutions obtained by measurement in Kamioka by the rate only analysis are plotted as a function of neutrino energy. Left panels: appearance probabilities in Kamioka. Middle panels: appearance probabilities in Korea. Right panels: appearance probabilities in Korea, but without the matter effect.

One way to solve the θ_{23} octant degeneracy is to utilize the solar Δm^2 oscillation term. This is the principle used by the atmospheric neutrino method for resolving the octant degeneracy [75, 76, 77]. Since the solar term, the last term in Eq. (3), depend upon c_{23}^2 (not s_{23}^2) the degeneracy can be lifted. The next question is if it can be distinguished from the rest of the atmospheric oscillation terms. Fortunately, the answer seems to be yes because of the clear difference in energy dependence, as shown in Fig. 6. Note that the figure is the inverted hierarchy version of Fig. 2 in [71], and behavior of the solar term compared to the atmospheric ones is very similar to in the case of the normal hierarchy.

D. Decoupling between the degeneracies

In passing, we briefly comment on the problem of decoupling between the degeneracies. For a fuller treatment, see [71]. The question is as follows: People sometimes discuss how to solve the degeneracy A without worrying about the degeneracy B, and vice versa. Is this a legitimate procedure? We want to answer to this question in the positive under the environment that the matter effect can be treated as a perturbation.

To resolve the degeneracy one has to distinguish between the values of the oscillation probabilities with the two different solutions corresponding to the degeneracy. We define

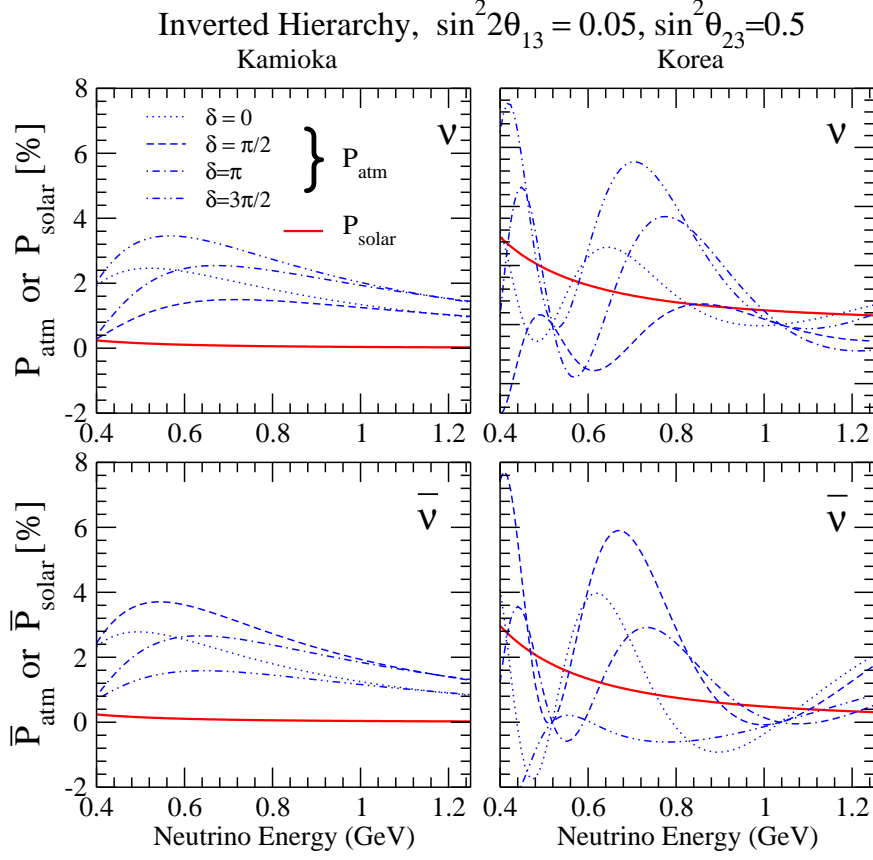


FIG. 6: The energy dependence of the solar term (red solid line) is contrasted with the ones of atmospheric plus interference terms in the ν_e appearance oscillation probabilities with various values of CP phase δ ; $\delta = 0$ (dotted line), $\delta = \pi/2$ (dashed line), $\delta = \pi$ (dash-dotted line), and $\delta = 3\pi/2$ (double-dash-dotted line). The neutrino mass hierarchy is assumed to be the inverted one. For the corresponding figure of the normal mass hierarchy, see [71].

the probability difference

$$\begin{aligned} \Delta P^{ab}(\nu_\alpha \rightarrow \nu_\beta) \equiv & P\left(\nu_\alpha \rightarrow \nu_\beta; \theta_{23}^{(a)}, \theta_{13}^{(a)}, \delta^{(a)}, (\Delta m_{31}^2)^{(a)}\right) \\ & - P\left(\nu_\alpha \rightarrow \nu_\beta; \theta_{23}^{(b)}, \theta_{13}^{(b)}, \delta^{(b)}, (\Delta m_{31}^2)^{(b)}\right), \end{aligned} \quad (4)$$

as a measure for it where the superscripts a and b label the degenerate solutions. Suppose that we are discussing the degeneracy A. The decoupling between the degeneracies A and B holds if ΔP^{ab} defined in (4) for the degeneracy A is invariant under the replacement of the mixing parameters corresponding to the degeneracy B, and vice versa.

The best example of the decoupling is given by the one between the θ_{23} octant and the sign- Δm^2 degeneracies. Therefore, let us describe it here, leaving discussions on other cases to [71]. One can easily compute $\Delta P^{1st-2nd}(\nu_\mu \rightarrow \nu_e)$ for the θ_{23} octant degeneracy by using (3). It consists of the solar and the solar-atmospheric interference terms, with over-all factor of $\cos 2\theta_{23}$ because of the property $J_r^{1st} - J_r^{2nd} = \cos 2\theta_{23}^{1st} J_r^{1st}$ in leading order in $\cos 2\theta_{23}$. The remarkable feature of $\Delta P^{1st-2nd}(\nu_\mu \rightarrow \nu_e)$ is that the leading-order matter effect terms drops out completely.

Now, we notice the key feature of $\Delta P^{1st-2nd}(\nu_\mu \rightarrow \nu_e)$; It is invariant under the transformations $\Delta m_{31}^2 \rightarrow -\Delta m_{31}^2$ and $\delta \rightarrow \pi - \delta$, which exchanges the two sign- Δm^2 degenerate solutions, the invariance which holds in the presence of the solar term. It means that resolution of the θ_{23} degeneracy can be executed without knowing the mass hierarchy in experimental set up which allows perturbative treatment of matter effect.

Next, we examine the inverse problem; Does the determination of mass hierarchy decouple from resolution of the θ_{23} degeneracy? One can compute in the similar way $\Delta P^{norm-inv}$ for the sign- Δm^2 degeneracy. Because the exchange of two sign- Δm^2 degenerate solutions is the approximate symmetry of the vacuum oscillation probability [56], most of the vacuum terms drops out. We observe that $\Delta P^{norm-inv}(\nu_\mu \rightarrow \nu_e)$ is invariant under transformation $\theta_{23}^{1st} \rightarrow \theta_{23}^{2nd}$ and $\theta_{13}^{1st} \rightarrow \theta_{13}^{2nd}$, because its θ_{13} and θ_{23} dependences are through the combination $\sin^2 2\theta_{13}s_{23}^2$. Therefore, resolution of the mass hierarchy can be carried out independently of which solution of the θ_{23} degeneracy is realized in nature.

We mention here that the decoupling argument can be generalized to include the other pair of degeneracies as done in [71].

E. Analysis results

Since the space is quite limited, we directly go to the results of our analysis. The original analysis in [70] has been re-examined with an improved code which takes into account a difference between beam profiles in the intermediate and the far detectors, and the inclusion of the muon disappearance channel [71]. In Fig. 7, and in Fig. 8, the results of re-analysis for the mass hierarchy resolution and CP violation, respectively, are presented. Figure 7 shows that the sensitivity to the mass hierarchy depends very weakly to θ_{23} , as expected by the decoupling argument given in [71]. The same argument suggests that they obey the scaling behavior; the curves falls to a single curve if plotted by $s_{23}^2 \sin^2 2\theta_{13}$. The sensitivity greatly improves the one possessed by the original T2K II setup and is competitive to other similar projects. See [70] for comparison between the performances of T2KK and T2K II setting.

The θ_{23} -independence of the CP sensitivity is even more prominent, as shown in Fig. 8. This feature is again consistent with the decoupling argument. The sensitivity to CP violation is similar to that of the T2K II setting except for at large θ_{13} region where the T2KK sensitivity surpasses that of the T2K II. It is due to the fact that the identical two-detector setting solves the degeneracies. We emphasize that the CP sensitivity of T2KK setting at the large θ_{13} region seems to be the largest among the similar proposals including neutrino factory.

In Fig. 9, the sensitivity to the θ_{23} octant degeneracy is presented. From this figure, we conclude that the experiment we consider here is able to solve the octant ambiguity, if $\sin^2 \theta_{23} < 0.38$ (0.42) or > 0.62 (0.58) at 3 (2) standard deviation CL. Roughly speaking, the sensitivity is independent of θ_{13} and the mass hierarchy. The dependence of this sensitivity on the CP phase δ is a mild one as one can see by comparing the left and the right panels of Fig. 9, providing another evidence for decoupling.

As discussed in detail in [38], the θ_{23} degeneracy is the difficult one to solve only by the accelerator experiments. Though the argument is still true, T2KK circumvents it because it has sensitivity to the solar term. Yet, the sensitivity is quite limited if plotted in s_{23}^2 plane, as one can observe in Fig. 9. Nonetheless, we stress that it is not easy to supersede the sensitivity presented in Fig. 9. For example, T2KK's sensitivity is slightly better than the one by the atmospheric neutrino method based on 3 years observation in Hyper-Kamiokande

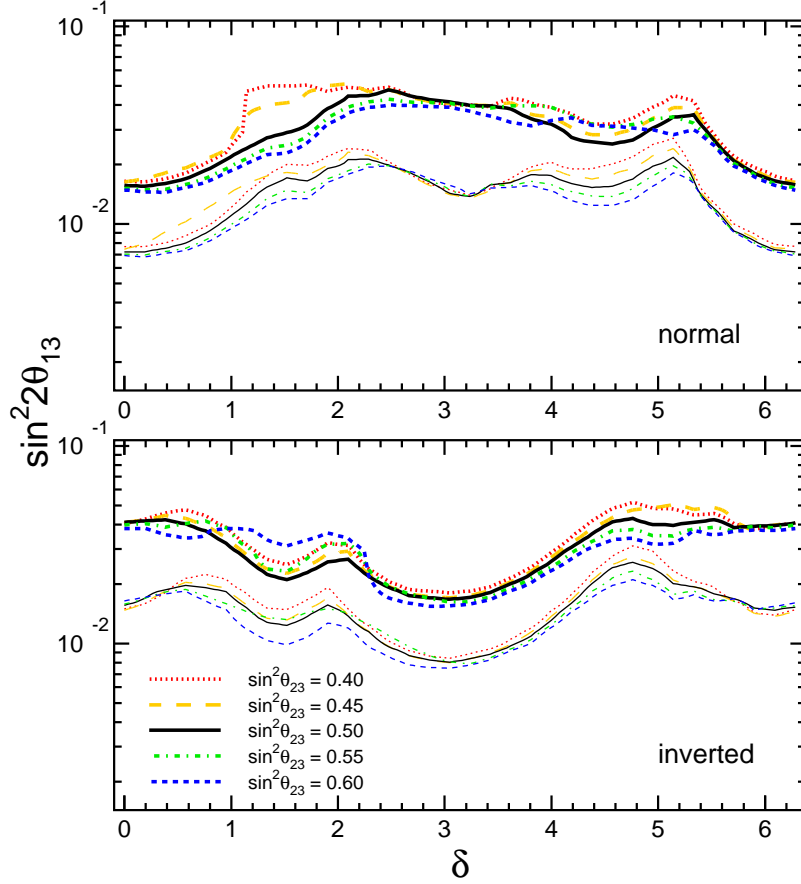


FIG. 7: 2(thin lines) and 3(thick lines) standard deviation sensitivities to the mass hierarchy determination for several values of $\sin^2 2\theta_{23}$ (red dotted, yellow long-dashed, black solid, green dash-dotted, and blue short-dashed lines show the results for $\sin^2 \theta_{23} = 0.40, 0.45, 0.50, 0.55$ and 0.60 , respectively). The sensitivity is defined in the plane of $\sin^2 2\theta_{13}$ versus CP phase δ . The top and bottom panels show the cases for positive and negative mass hierarchies, respectively. Taken from [71].

reported in [76].

We emphasize that our estimates of sensitivities for the mass hierarchy resolution, CP violation, and the θ_{23} octant degeneracy are based on the known technology for rejecting NC induced background in water Cherenkov detectors. Moreover, we have used a conservative value of 5% for most of the systematic errors [70, 71]. Therefore, our results can be regarded as robust bottom-line sensitivities achievable by conventional superbeam experiments. Of course, there may be ways to improve the sensitivities over the current T2KK design.

At the end of this section, we should mention that the method explored in this article is by no means unique. With regard to the $\text{sign-}\Delta m^2$ (mass hierarchy) degeneracy we note that other methods include the one which utilize atmospheric neutrinos [78], supernova neutrinos [79, 80], neutrino-less double beta decay [81], and ν_e and ν_μ disappearance channels [82, 83, 84]. We have already mentioned about the θ_{23} octant degeneracy, and a further comment follows immediately below.

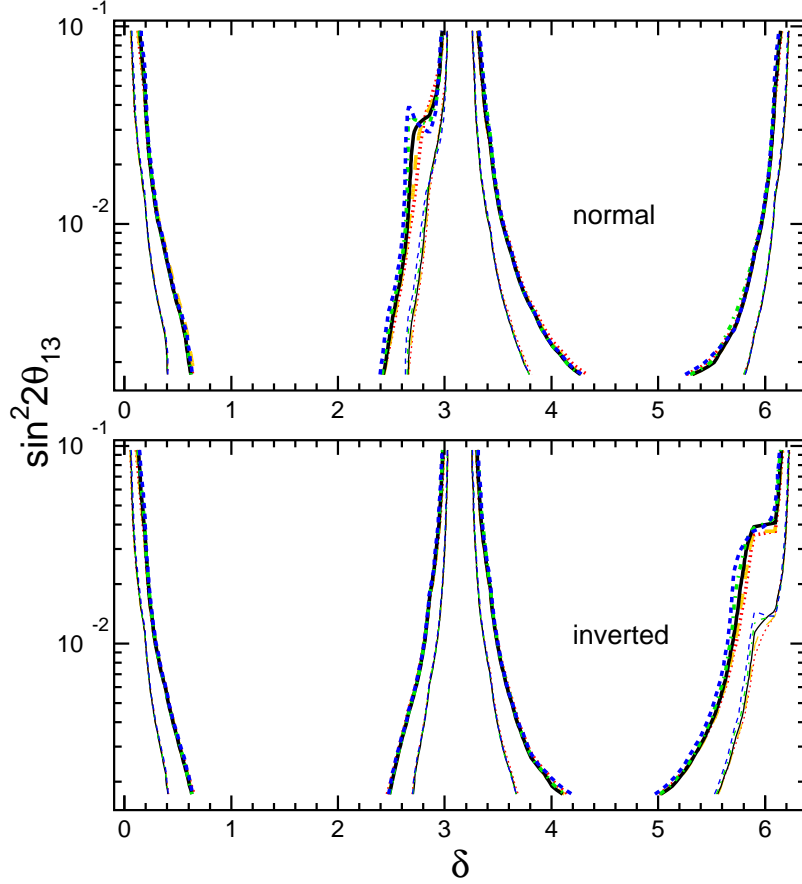


FIG. 8: Sensitivities to the CP violation, $\sin \delta \neq 0$. The meaning of the lines and colors are identical to that in Fig. 7. Taken from [71].

VIII. REACTOR-ACCELERATOR METHOD FOR θ_{23} OCTANT DEGENERACY

Detecting the solar oscillation effect is not the unique way of resolving the θ_{23} octant degeneracy. The alternative methods proposed include, in addition to the already mentioned atmospheric neutrino method, the reactor accelerator combined method [38, 40], and the atmospheric accelerator combined method [85].

Here, we explain the reactor-accelerator combined method. The principle is again very simple; The reactor measurement can pick up one of the solutions of θ_{13} because it is a pure measurement of θ_{13} , the possibility first explored in [40]. This principle is explained in Fig. 10 and in the caption further, which are taken from [38]. This reference gives a detailed quantitative analysis of the sensitivity achievable by the accelerator-reactor combined method.

In Fig. 11 presented is the region in $\sin^2 2\theta_{13} - \sin^2 \theta_{23}$ space where the θ_{23} octant degeneracy can be resolved. The upper and the lower figures in Fig. 11 are with a relatively pessimistic and an optimistic systematic errors, respectively, as indicated in the figures. For definition of the errors and details of the analysis procedure, see [38]. By comparing Fig. 11 with Fig. 9, we observe that the sensitivity achievable by the reactor-accelerator combined method surpasses that of T2KK in large θ_{13} region, $\sin^2 2\theta_{13} \gtrsim 0.03 - 0.05$, the critical value

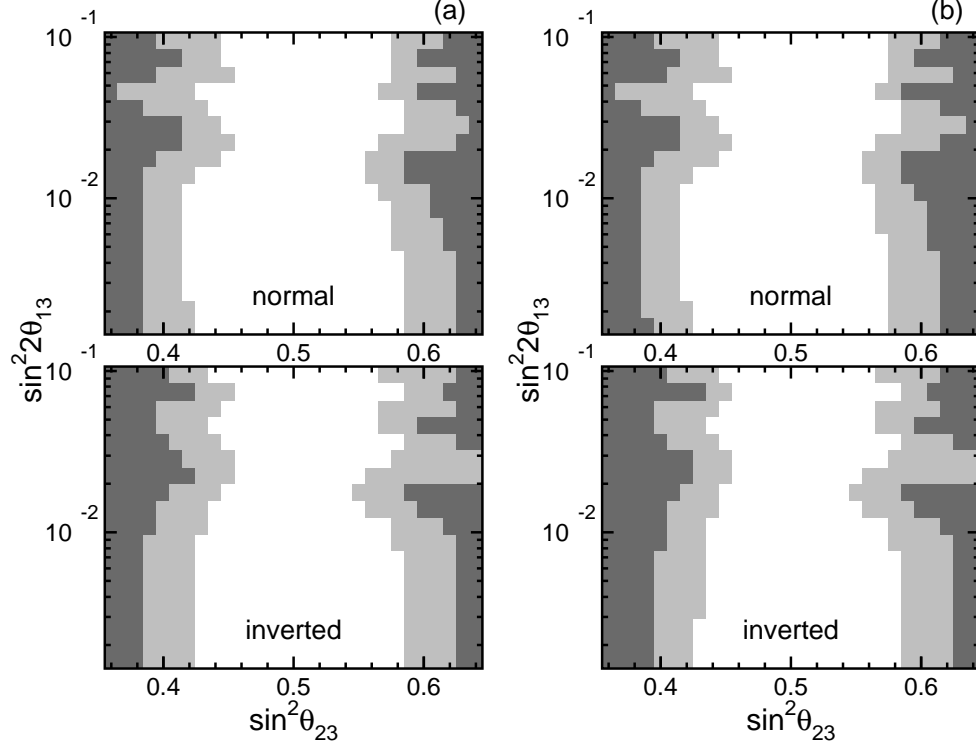


FIG. 9: 2 (light gray area) and 3 (dark gray area) standard deviation sensitivities to the θ_{23} octant degeneracy for 0.27 Mton detectors both in Kamioka and Korea. 4 years running with neutrino beam and another 4 years with anti-neutrino beam are assumed. In (a), the sensitivity is defined so that the experiment is able to identify the octant of θ_{23} for any values of the CP phase δ . In (b), it is defined so that the experiment is able to identify the octant of θ_{23} for half of the CP δ phase space. Taken from [71].

very dependent of the systematic errors.

IX. HOW TO PROCEED; CONFRONTATION OF THEORETICAL IDEAS TO EXPERIMENTS

In the bottom-up approach to the origin of neutrino mass and the mixing it is important to test various phenomenologically motivated ideas experimentally. In this article we discuss only one example, the quark-lepton complementarity (QLC) [27]. and briefly mention about the $\mu \leftrightarrow \tau$ exchange symmetry. An extensive list of the relevant references for the $\mu \leftrightarrow \tau$ symmetry, which is too long to quote in this manuscript, may be found in [26, 38].

The empirically suggested relation

$$\theta_{12} + \theta_C = \frac{\pi}{4}, \quad (5)$$

with θ_C being the Cabibbo angle is under active investigation [28] and is dubbed as the QLC relation. If not accidental, it may suggest a new way of thinking on how quarks and leptons are unified. It may have extension to the 2-3 sector, $\theta_{23}^{(lepton)} + \theta_{23}^{(quark)} = \frac{\pi}{4}$.

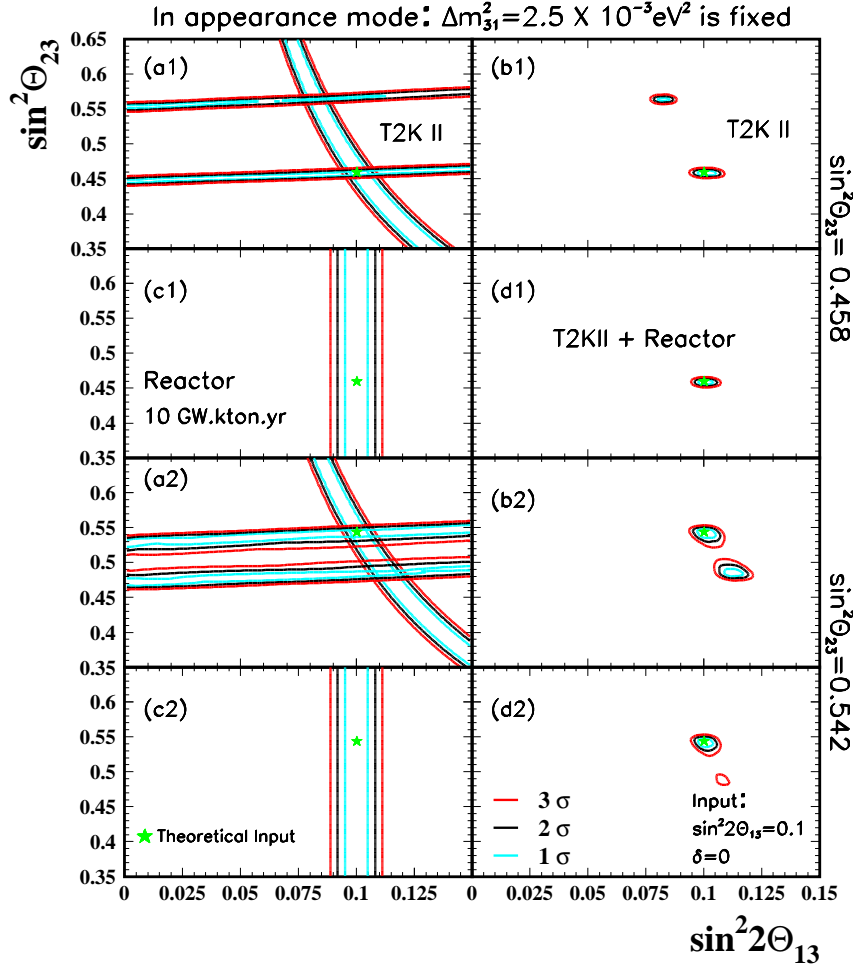


FIG. 10: The upper (lower) four panels describe the process of how the θ_{23} octant degeneracy can be resolved for the case where the true value of $\sin^2 \theta_{23} = 0.458$ (0.542), corresponding to $\sin^2 2\theta_{23} = 0.993$. The other input mixing parameters are given as $\Delta m_{31}^2 = 2.5 \times 10^{-3} \text{ eV}^2$, $\sin^2 2\theta_{13} = 0.1$ and $\delta = 0$, $\Delta m_{21}^2 = 8.0 \times 10^{-5} \text{ eV}^2$, $\sin^2 \theta_{12} = 0.31$ (the input values of $\sin^2 2\theta_{13}$ and $\sin^2 \theta_{23}$ are indicated by the symbol of star in the plot). (a) The regions enclosed by the solid and the dashed curves are allowed regions only by the results of appearance and disappearance accelerator measurement, respectively. (b) The regions that remain allowed when results of appearance and disappearance measurement are combined. (c) The regions allowed by reactor measurement. (d) The regions allowed after combining the results of appearance and disappearance accelerator experiments with the reactor measurement. The exposures for accelerator are assumed to be 2 (6) years of neutrino (anti-neutrino) running with 4 MW beam power with Hyper-Kamionande whose fiducial volume is 0.54 Mt, whereas for the reactor we assume an exposure of 10 GW·kt·yr. The case of optimistic systematic error is taken. The figure is taken from [38].

We now discuss how the relation (5) can be tested experimentally. Since the Cabibbo angle is measured in an enormous precision as emphasized earlier, the real problem is to what accuracy the solar angle θ_{12} can be measured experimentally. At this moment there exist two approaches to measure θ_{12} accurately. The first one is a natural extension of the method by which θ_{12} is determined today, namely, combining the solar and the KamLAND

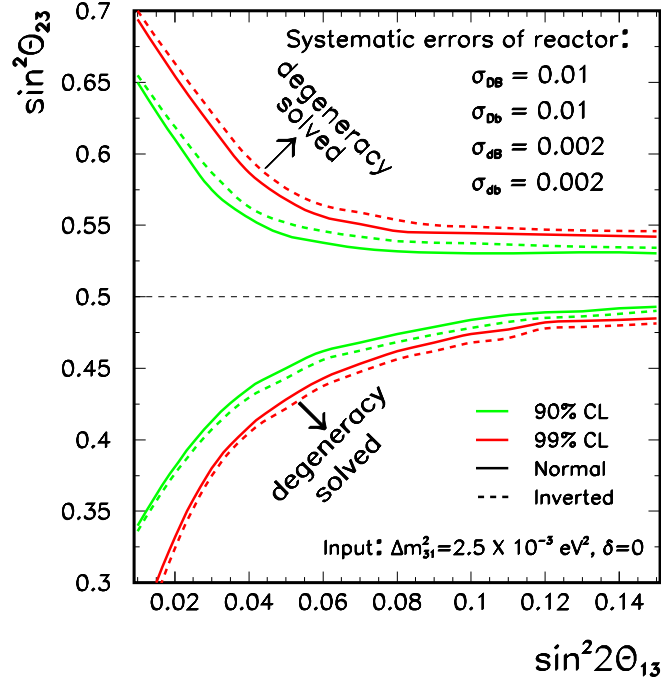
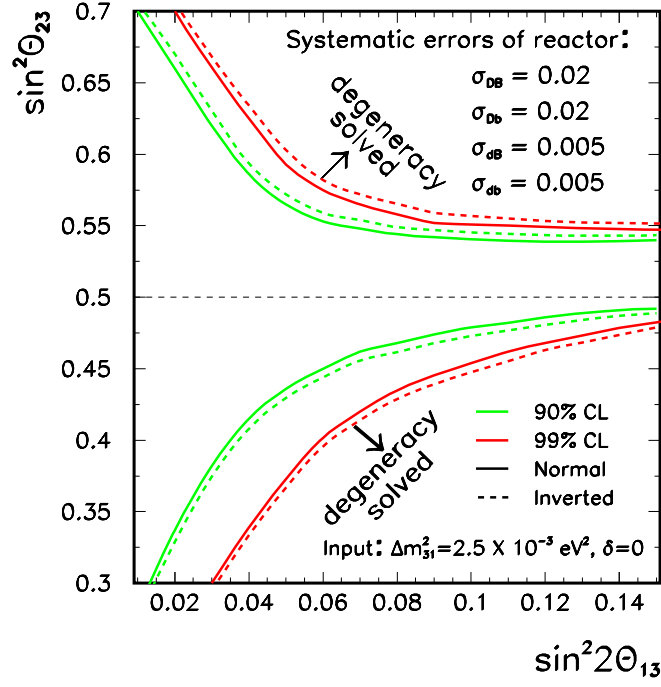


FIG. 11: The region in $\sin^2 2\theta_{13} - \sin^2 \theta_{23}$ space where the θ_{23} octant degeneracy can be resolved at 90% (thin green) and 99% (thick red) CL. The solid (dashed) curve is for the case of taking the normal (inverted) hierarchy to perform the fit, assuming the normal hierarchy as input. Conservative systematic errors, as indicated in the figure, are considered here. Taken from [38].

Experiments	$\delta s_{12}^2/s_{12}^2$ at 68.27% CL	$\delta s_{12}^2/s_{12}^2$ at 99.73% CL
Solar+ KL (present)	8 %	26 %
Solar+ KL (3 yr)	7 %	20 %
Solar+ KL (3 yr) + pp (1%)	4 %	11 %
54 km		
SADO for 10 GWth·kt·yr	4.6 % (5.0 %)	12.2 % (12.9 %)
SADO for 20 GWth·kt·yr	3.4 % (3.8 %)	8.8 % (9.5 %)
SADO for 60 GWth·kt·yr	2.1 % (2.4 %)	5.5 % (6.2 %)

TABLE I: Comparisons of fractional errors of the experimentally determined mixing angle, $\delta s_{12}^2/s_{12}^2 \equiv \delta(\sin^2 \theta_{12})/\sin^2 \theta_{12}$, by current and future solar neutrino experiments and KamLAND (KL), obtained from Tables 3 and 8 of Ref. [89], versus that by SADO_{single}, which means to ignore all the other reactors than Kashiwazaki-Kariwa, obtained at 68.27% and 99.73% CL for 1 DOF in [90]. The numbers in parentheses are for SADO_{multi}, which takes into account all 16 reactors all over Japan.

experiments. The other one is to create a dedicated new reactor experiment with detector at around the first oscillation maximum of reactor neutrino oscillation, “SADO” (see below). Let me briefly explain about the basic ideas behind them one by one.

A. Solar-KamLAND method

Combining the solar and the KamLAND experiments is powerful, assuming CPT invariance, because solar neutrino measurement is good at constraining θ_{12} and KamLAND determines with high precision the other parameter Δm_{21}^2 . The feature makes the analysis of the solar neutrino parameter determination essentially 1-dimensional. The former characteristics is particularly clear from the fact that the ratio of CC to NC rates in SNO directly measures $\sin^2 \theta_{12}$ in the LMA solution. The current data allows accuracy of determination of $\sin^2 \theta_{12}$ of about $\simeq 12\%$ (2 DOF) (the last reference in [8].) Further progress in measurement in SNO and KamLAND may improve the accuracy by a factor of ~ 2 but not too much beyond that.

If one wants to improve substantially the accuracy of θ_{12} determination, the existing solar neutrino experiments are not quite enough. Measurement of low-energy pp and ^7Be neutrinos is particularly useful by exploring vacuum oscillation regime. Fortunately, varying proposal for such low energy solar neutrino measurement are available in the world [86]. Measurement of ^7Be neutrinos is attempted in Borexino [87] and in KamLAND [88].

The improvement that is made possible by these additional measurement is thoroughly discussed by Bahcall and Peña-Garay [89]. Since the vacuum oscillation is the dominant mechanism at low energies measuring pp neutrino rate gives nothing but measurement of $\sin^2 2\theta_{12}$. On the other hand, ^7Be neutrino may carry unique informations of oscillation parameters due to its characteristic feature of monochromatic energy. The solar-KamLAND method will allow us to determine $\sin^2 \theta_{12}$ to 4% level at 1σ CL [89]. In the upper panels of Table I, we tabulate the sensitivities (1 DOF) currently obtained and expected by the future measurement.

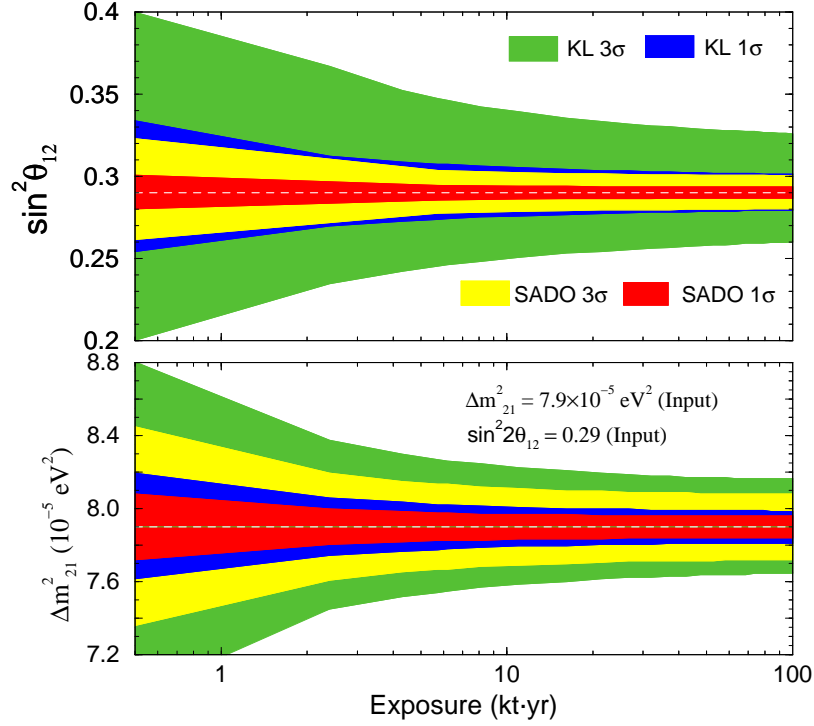


FIG. 12: Accuracies of determination of $\sin^2 \theta_{12}$ (upper panel) and Δm_{21}^2 (lower panel) reachable by KamLAND and SADO (both 1 DOF) are compared with the same systematic error of 4%. The geo-neutrino contribution was switched off. Taken from [91].

B. SADO; Several-tens of km Antineutrino DetectOr

Though natural and profitable as a dual-purpose experiment for both θ_{12} and solar flux measurement the solar-KamLAND method is not the unique possibility for reaching the region of the highest sensitivity for θ_{12} . The most traditional way of measuring mixing angles at the highest possible sensitivities is either to tune beam energy to the oscillation maximum (for example [35] which is for $\sin^2 2\theta_{23}$), or to set up a detector at baseline corresponding to it as employed by various reactor experiments to measure θ_{13} [40, 43]. It is also notable that the first proposal of prototype superbeam experiment for detecting CP violation [30] entailed in a setup at around the first oscillation maximum.

For θ_{12} the latter method can be applied to reactor neutrinos and in fact a concrete idea for possible experimental setup for dedicated reactor θ_{12} is worked out in detail [90, 91]. See also [92] for the related proposals with reactor neutrinos. The type of experiment is dubbed in [90] as “SADO”, an acronym of *Several-tens of km Antineutrino DetectOr* because of the range of baseline distance appropriate for the experiments. It is a very feasible experiment because it does not require extreme reduction of the systematic error to 1% level, as required in the θ_{13} measurement mentioned above. As is demonstrated in [90] reduction of the systematic error to 4% level would be sufficient if no energy spectrum cut at $E_{prompt} = 2.6$ MeV is performed. It should be within reach in view of the current KamLAND error of 6.5% [16]. The effect of geo-neutrino background, which then has to be worried about without spectrum cut, is shown to be tolerable even for most conservative

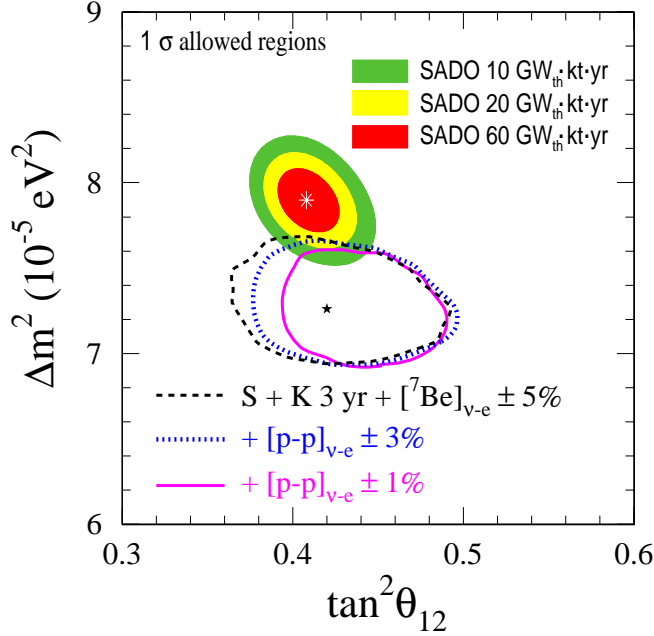


FIG. 13: SADO's sensitivity contours are plotted in $\tan^2 \theta_{12}$ - Δm_{21}^2 space and are overlaid on Fig.6 of the roadmap paper [89], in which the sensitivities of solar-KamLAND combined method are presented. The errors are defined both with 2 DOF. Taken from [91].

choice of geo-neutrino model, the Fully Radiogenic model [90].

The accuracy achievable by the dedicated reactor θ_{12} measurement is quite remarkable. It will reach to 2% level at 1σ CL (1 DOF) for 60 $\text{GW}_{\text{th}} \cdot \text{kt} \cdot \text{yr}$ exposure as shown in Table I. With Kashiwazaki-Kariwa nuclear reactor complex, it corresponds to about 6 years operation for KamLAND size detector. It is notable that possible uncertainties due to the surrounding reactors are also modest, as one can see in Table I. In Fig. 13 we show in the two-dimensional space spanned by $\tan^2 \theta_{12}$ and Δm_{21}^2 the contours of sensitivities achievable by the solar-KamLAND method and by the dedicated reactor experiment. Notice that the measurement is not yet systematics dominated and therefore further improvement of the sensitivity is possible by gaining more statistics. If SADO can run long enough it can go beyond the solar-KamLAND method.

C. $\mu \leftrightarrow \tau$ symmetry

The $\mu \leftrightarrow \tau$ exchange symmetry is attractive because it predicts $\theta_{13} = 0$ and $\theta_{23} = \pi/4$ in the symmetry limit. For extensive references on this symmetry, see e.g., [26, 38, 93]. But, since the symmetry is badly broken (note that $m_\tau \simeq 20 m_\mu$), the predictions $\theta_{13} = 0$ and $\theta_{23} = \pi/4$ cannot be exact. It is important to try to compute deviations from the results obtained in the symmetry limit.

Now, the question is how can we pick up the right one out of the vast majority of the proposed symmetries? One way to proceed is to make clear how symmetry breaking affects the predictions. For example, it is shown in [93] that breaking of the Z_2 symmetry tends to prefer larger deviation from the maximal θ_{23} than vanishing θ_{13} . Such study has to be

performed in an extensive way including various symmetries.

If one can make definitive prediction in a class of models on which octant of θ_{23} is chosen when the $\mu \leftrightarrow \tau$ symmetry is broken, one can test such a class of models by resolving the θ_{23} octant degeneracy. We have discussed in Sec. VII and in Sec. VIII the ways of how it can be carried out.

D. Comments on precision measurement of Δm^2

We have explained in Sec. II how the atmospheric Δm_{32}^2 , which may be better characterized as $\Delta m_{\mu\mu}^2$ [83], can be determined. For various reasons one may want to improve the accuracy of determining Δm_{32}^2 to a sub-percent level. Here, we want to remark that unfortunately there is a serious obstacle against it; the problem of absolute energy scale error. See Appendix of [84] for an explicit demonstration of this fact. It comes from the limitation of the accuracy of calibrating the absolute energy of muons in the case of ν_μ disappearance measurement. The current value for the error in Super-Kamiokande is about 2% at GeV region (second reference in [1]) and apparently no concrete idea has been emerged to improve it. It is believed to be a limiting factor in Δm_{32}^2 determination in much higher statistics region enabled by T2K II with Hyper-Kamiokande.

We note that there is the unique case which is free from the problem of energy scale error; the recently proposed resonant $\bar{\nu}_e$ absorption reaction enhanced by Mössbauer effect [94]. This method utilizes the recoilless resonant absorption reaction, $\bar{\nu}_e + {}^3\text{He} + \text{orbital } e^- \rightarrow {}^3\text{H}$, with monochromatic $\bar{\nu}_e$ beam from the T-conjugate bound state beta decay, ${}^3\text{H} \rightarrow {}^3\text{He} + \text{orbital } e^- + \bar{\nu}_e$. When the source atoms are embedded into a solid the energy width of the beam is estimated to be $\sim 10^{-11}$ eV, which is utterly negligible. If feasible experimentally, the monochromatic nature of the beam may allow accurate measurement of Δm_{31}^2 to $\simeq (0.3/\sin^2 2\theta_{13})\%$ at 1σ CL [95]. We emphasize that it gives a very rare chance of achieving a sub-percent level determination of Δm_{31}^2 .

X. CONCLUSION

I have tried to give an overview of neutrino physics emphasizing the experimental activities in the near future. I must admit that this is a personal overview, not mentioning very many important subjects and projects in all over the world, and I have to apologize for that. But, I tried to give a coherent view which largely come from the works I did in the last several years. I feel it appropriate to emphasize that we have learned a lot during the golden era of neutrino physics. But, it seems obvious to me that we have done only a half and new surprises are waiting for us in the future.

Acknowledgments

I would like to thank all of my collaborators, in particular Takaaki Kajita, Hiroshi Nunokawa, Masaki Ishitsuka, Shoei Nakayama, Renata Zukanovich Funchal, Stephen Parke, Hiroaki Sugiyama, and Shoichi Uchinami for fruitful collaborations and useful discussions. This work was supported in part by the Grant-in-Aid for Scientific Research, No. 16340078,

- [1] Y. Fukuda *et al.* [Super-Kamiokande Collaboration], Phys. Rev. Lett. **81**, 1562 (1998) [arXiv:hep-ex/9807003]; Y. Ashie *et al.* [Super-Kamiokande Collaboration], Phys. Rev. D **71**, 112005 (2005) [arXiv:hep-ex/0501064].
- [2] K. S. Hirata *et al.* [Kamiokande-II Collaboration], Phys. Lett. B **280**, 146 (1992); Y. Fukuda *et al.* [Kamiokande Collaboration], Phys. Lett. B **335**, 237 (1994).
- [3] B. Pontecorvo, Sov. Phys. JETP **7**, 172 (1958) [Zh. Eksp. Teor. Fiz. **34**, 247 (1957)].
- [4] M. Gell-Mann and A. Pais, Phys. Rev. **97**, 1387 (1955); A. Pais and O. Piccioni, Phys. Rev. **100**, 1487 (1955).
- [5] Z. Maki, M. Nakagawa and S. Sakata, Prog. Theor. Phys. **28**, 870 (1962).
- [6] M. H. Ahn *et al.* [K2K Collaboration], Phys. Rev. Lett. **90**, 041801 (2003) [arXiv:hep-ex/0212007].
- [7] J. N. Bahcall, Phys. Rev. Lett. **12**, 300 (1964); R. Davis, Phys. Rev. Lett. **12**, 303 (1964).
- [8] B. T. Cleveland *et al.*, Astrophys. J. **496**, 505 (1998); Y. Fukuda *et al.* [Kamiokande Collaboration], Phys. Rev. Lett. **77**, 1683 (1996); J. N. Abdurashitov *et al.* [SAGE Collaboration], Phys. Rev. C **60**, 055801 (1999) [arXiv:astro-ph/9907113]; W. Hampel *et al.* [GALLEX Collaboration], Phys. Lett. B **447**, 127 (1999); M. Altmann *et al.* [GNO Collaboration], Phys. Lett. B **616**, 174 (2005) [arXiv:hep-ex/0504037]; J. Hosaka *et al.* [Super-Kamiokande Collaboration], Phys. Rev. D **73**, 112001 (2006) [arXiv:hep-ex/0508053]; B. Aharmim *et al.* [SNO Collaboration], Phys. Rev. C **72**, 055502 (2005) [arXiv:nucl-ex/0502021].
- [9] Q. R. Ahmad *et al.* [SNO Collaboration], Phys. Rev. Lett. **87**, 071301 (2001) [arXiv:nucl-ex/0106015]; S. Fukuda *et al.* [Super-Kamiokande Collaboration], Phys. Rev. Lett. **86**, 5651 (2001) [arXiv:hep-ex/0103032].
- [10] Q. R. Ahmad *et al.* [SNO Collaboration], Phys. Rev. Lett. **89**, 011301 (2002) [arXiv:nucl-ex/0204008]. S. N. Ahmed *et al.* [SNO Collaboration], Phys. Rev. Lett. **92**, 181301 (2004) [arXiv:nucl-ex/0309004].
- [11] The first reference in [8].
- [12] K. Eguchi *et al.* [KamLAND Collaboration], Phys. Rev. Lett. **90**, 021802 (2003) [arXiv:hep-ex/0212021].
- [13] L. Wolfenstein, Phys. Rev. D **17**, 2369 (1978). S. P. Mikheyev and A. Yu. Smirnov, Yad. Fiz. **42**, 1441 (1985) [Sov. J. Nucl. Phys. **42**, 913 (1985)]; Nuovo Cim. C **9**, 17 (1986).
- [14] O. G. Miranda, M. A. Tortola and J. W. F. Valle, JHEP **0610**, 008 (2006) [arXiv:hep-ph/0406280].
- [15] Y. Ashie *et al.* [Super-Kamiokande Collaboration], Phys. Rev. Lett. **93**, 101801 (2004) [arXiv:hep-ex/0404034].
- [16] T. Araki *et al.* [KamLAND Collaboration], Phys. Rev. Lett. **94**, 081801 (2005) [arXiv:hep-ex/0406035].
- [17] E. Aliu *et al.* [K2K Collaboration], Phys. Rev. Lett. **94**, 081802 (2005) [arXiv:hep-ex/0411038].
- [18] D. G. Michael *et al.* [MINOS Collaboration], arXiv:hep-ex/0607088.
- [19] M. Apollonio *et al.* [CHOOZ Collaboration], Phys. Lett. B **420**, 397 (1998) [arXiv:hep-ex/9711002]; *ibid.* B **466**, 415 (1999) [arXiv:hep-ex/9907037]. See also, The Palo Verde Collaboration, F. Boehm *et al.*, Phys. Rev. D **64** (2001) 112001 [arXiv:hep-ex/0107009].
- [20] M. H. Ahn *et al.* [K2K Collaboration], Phys. Rev. Lett. **93**, 051801 (2004)

- [arXiv:hep-ex/0402017].
- [21] A. Gamba, R. E. Marshak and S. Okubo, Proc. Nat. Acad. Sci. **45**, 881 (1959);
Z. Maki, M. Nakagawa, Y. Ohnuki, and S. Sakata, Prog. Theor. Phys. **23**, 1174 (1960).
 - [22] C. Bouchiat, J. Iliopoulos and P. Meyer, Phys. Lett. B **38**, 519 (1972).
 - [23] M. Kobayashi and T. Maskawa, Prog. Theor. Phys. **49**, 652 (1973).
 - [24] M. Fukugita and T. Yanagida, Phys. Lett. B **174**, 45 (1986).
 - [25] S. Pascoli, S. T. Petcov and A. Riotto, arXiv:hep-ph/0611338.
 - [26] R. N. Mohapatra and A. Y. Smirnov, J. Phys. Conf. Ser. **53**, 44 (2006) [arXiv:hep-ph/0603118].
 - [27] M. Raidal, Phys. Rev. Lett. **93**, 161801 (2004) [arXiv:hep-ph/0404046]; H. Minakata and A. Yu Smirnov, Phys. Rev. D **70**, 073009 (2004) [arXiv:hep-ph/0405088].
 - [28] For a review in an early stage, see e.g., H. Minakata, arXiv:hep-ph/0505262.
 - [29] W. M. Yao *et al.* [Particle Data Group], J. Phys. G **33**, 1 (2006).
 - [30] H. Minakata and H. Nunokawa, Phys. Lett. B **495**, 369 (2000) [arXiv:hep-ph/0004114]; Nucl. Instrum. Meth. A **472**, 421 (2000) [arXiv:hep-ph/0009091].
 - [31] J. Sato, Nucl. Instrum. Meth. **A472**, 434 (2001) [arXiv:hep-ph/0008056]; B. Richter, arXiv:hep-ph/0008222.
 - [32] The conference web page; <http://www.usfq.edu.ec/phy/>
 - [33] The conference web page; <http://hql06.physik.tu-muenchen.de/>
 - [34] M. H. Ahn *et al.* [K2K Collaboration], Phys. Rev. D **74**, 072003 (2006) [arXiv:hep-ex/0606032].
 - [35] Y. Itow *et al.*, arXiv:hep-ex/0106019. For an updated version, see
<http://neutrino.kek.jp/jhfnu/loi/loi.v2.030528.pdf>
 - [36] K. Hiraide, Master Thesis, Kyoto University, February 2005 (in Japanese),
<http://jnusrv01.kek.jp/jhfnu/thesis/>
 - [37] H. Minakata, M. Sonoyama and H. Sugiyama, Phys. Rev. D **70**, 113012 (2004) [arXiv:hep-ph/0406073].
 - [38] K. Hiraide, H. Minakata, T. Nakaya, H. Nunokawa, H. Sugiyama, W. J. C. Teves and R. Zukanovich Funchal, Phys. Rev. D **73**, 093008 (2006) [arXiv:hep-ph/0601258].
 - [39] D. S. Ayres *et al.* [NOvA Collaboration], arXiv:hep-ex/0503053.
 - [40] H. Minakata, H. Sugiyama, O. Yasuda, K. Inoue and F. Suekane, Phys. Rev. D **68**, 033017 (2003) [Erratum-ibid. D **70**, 059901 (2004)] [arXiv:hep-ph/0211111].
 - [41] J. Arafune, M. Koike and J. Sato, Phys. Rev. D **56** (1997) 3093 [Erratum-ibid. D **60** (1997) 119905], [arXiv:hep-ph/9703351].
 - [42] Y. Kozlov, L. Mikaelyan and V. Sinev, Phys. Atom. Nucl. **66**, 469 (2003) [Yad. Fiz. **66**, 497 (2003)] [arXiv:hep-ph/0109277].
 - [43] K. Anderson *et al.*, White Paper Report on Using Nuclear Reactors to Search for a Value of θ_{13} , arXiv:hep-ex/0402041.
 - [44] F. Ardellier *et al.* [Double Chooz Collaboration], arXiv:hep-ex/0606025.
 - [45] Kyung Kwang Joo, Talk given at Neutrino Oscillation Workshop (NOW2006) Conca Specchi-
ulla, Otranto, Italy, September 9-16, 2006.
 - [46] Y. f. Wang, arXiv:hep-ex/0610024.
 - [47] H. Minakata and S. Watanabe, Phys. Lett. **B468**, 256 (1999) [arXiv:hep-ph/9906530].
 - [48] H. Minakata and H. Sugiyama, Phys. Lett. B **580**, 216 (2004) [arXiv:hep-ph/0309323].
 - [49] M. Komatsu, P. Migliozi, and F. Terranova, J. Phys. G **29**, 443 (2003) [arXiv:hep-ph/0210043].
 - [50] S. Geer, Phys. Rev. D **57**, 6989 (1998) [Erratum-ibid. D **59**, 039903 (1999)] [arXiv:hep-ph/9712290]; A. De Rujula, M. B. Gavela and P. Hernandez, Nucl. Phys. **B547**,

- 21 (1999) [arXiv:hep-ph/9811390].
- [51] P. Zucchelli, Phys. Lett. B **532**, 166 (2002).
 - [52] M. Apollonio *et al.*, arXiv:hep-ph/0210192; C. Albright *et al.*, arXiv:hep-ex/0008064.
 - [53] H. Minakata and H. Nunokawa, Phys. Rev. D **57**, 4403 (1998) [arXiv:hep-ph/9705208];
 - [54] O. Yasuda, Acta Phys. Polon. B **30**, 3089 (1999) [arXiv:hep-ph/9910428].
 - [55] A. Cervera, A. Donini, M. B. Gavela, J. J. Gomez Cadenas, P. Hernandez, O. Mena and S. Rigolin, Nucl. Phys. B **579**, 17 (2000) [Erratum-ibid. B **593**, 731 (2001)] [arXiv:hep-ph/0002108].
 - [56] H. Minakata and H. Nunokawa, JHEP **0110**, 001 (2001) [arXiv:hep-ph/0108085]; Nucl. Phys. Proc. Suppl. **110**, 404 (2002) [arXiv:hep-ph/0111131].
 - [57] H. Minakata, H. Nunokawa and S. J. Parke, Phys. Lett. B **537**, 249 (2002) [arXiv:hep-ph/0204171].
 - [58] M. Blom and H. Minakata, New J. Phys. **6**, 130 (2004) [arXiv:hep-ph/0404142].
 - [59] H. Minakata, Nucl. Phys. Proc. Suppl. **100**, 237 (2001) [arXiv:hep-ph/0101231].
 - [60] International Scoping Study of a Future Neutrino Factory and Super-Beam Facility, <http://www.hep.ph.ic.ac.uk/iss/>
 - [61] M. G. Catanesi, Nucl. Phys. Proc. Suppl. **100**, 130 (2001). G. Prior [HARP Collaboration], Nucl. Phys. A **752**, 24 (2005).
 - [62] R. Raja, Nucl. Instrum. Meth. A **553**, 225 (2005) [arXiv:hep-ex/0501005]; D. Isenhower *et al.* [MIPP Collaboration], arXiv:hep-ex/0609057.
 - [63] S. Nakayama *et al.* [K2K Collaboration], Phys. Lett. B **619**, 255 (2005) [arXiv:hep-ex/0408134]; M. Hasegawa *et al.* [K2K Collaboration], Phys. Rev. Lett. **95**, 252301 (2005) [arXiv:hep-ex/0506008]; M. O. Wascko [MiniBooNE Collaboration], arXiv:hep-ex/0602050; K. S. McFarland [MINERvA Collaboration], arXiv:physics/0605088; A. A. Aguilar-Arevalo *et al.* [SciBooNE Collaboration], arXiv:hep-ex/0601022.
 - [64] P. Huber, M. Lindner and W. Winter, Nucl. Phys. B **645**, 3 (2002) [arXiv:hep-ph/0204352].
 - [65] J. Burguet-Castell, M. B. Gavela, J. J. Gomez-Cadenas, P. Hernandez and O. Mena, Nucl. Phys. B **608**, 301 (2001) [arXiv:hep-ph/0103258].
 - [66] G. Fogli and E. Lisi, Phys. Rev. D **54**, 3667 (1996) [arXiv:hep-ph/9604415].
 - [67] V. Barger, D. Marfatia and K. Whisnant, Phys. Rev. D **65**, 073023 (2002) [arXiv:hep-ph/0112119];
 - [68] H. Minakata, H. Nunokawa and S. Parke, Phys. Rev. D **66**, 093012 (2002) [arXiv:hep-ph/0208163].
 - [69] T. Kajita, H. Minakata and H. Nunokawa, Phys. Lett. B **528**, 245 (2002) [arXiv:hep-ph/0112345].
 - [70] M. Ishitsuka, T. Kajita, H. Minakata and H. Nunokawa, Phys. Rev. D **72**, 033003 (2005) [arXiv:hep-ph/0504026].
 - [71] T. Kajita, H. Minakata, S. Nakayama and H. Nunokawa, arXiv:hep-ph/0609286, Phys. Rev. D, in press.
 - [72] The first workshop: <http://newton.kias.re.kr/~hepph/J2K/>
The second workshop: <http://t2kk.snu.ac.kr/>
 - [73] H. Minakata, arXiv:hep-ph/0604088; Phys. Scripta **127**, 73 (2006).
 - [74] H. Minakata and H. Nunokawa, Phys. Lett. B **413**, 369 (1997) [arXiv:hep-ph/9706281].
 - [75] O. L. G. Peres and A. Y. Smirnov, Phys. Lett. B **456**, 204 (1999) [arXiv:hep-ph/9902312]; Nucl. Phys. B **680**, 479 (2004) [arXiv:hep-ph/0309312]; M. C. Gonzalez-Garcia, M. Maltoni and A. Y. Smirnov, Phys. Rev. D **70**, 093005 (2004) [arXiv:hep-ph/0408170].

- [76] M. Shiozawa, T. Kajita, S. Nakayama, Y. Obayashi, and K. Okumura, in Proceedings of the RCCN International Workshop on Sub-dominant Oscillation Effects in Atmospheric Neutrino Experiments, Kashiwa, Japan, Dec. 2004, p.57; T. Kajita, Nucl. Phys. Proc. Suppl. **155**, 87 (2006).
- [77] S. Choubey and P. Roy, Phys. Rev. D **73**, 013006 (2006) [arXiv:hep-ph/0509197].
- [78] T. Kajita, Talk given at Next Generation of Nucleon Decay and Neutrino Detectors (NNN05), Aussois, Savoie, France, April 7-9, 2005. <http://nnn05.in2p3.fr/>; S. Palomares-Ruiz and S. T. Petcov, Nucl. Phys. B **712**, 392 (2005) [arXiv:hep-ph/0406096]; S. T. Petcov and T. Schwetz, Nucl. Phys. B **740**, 1 (2006) [arXiv:hep-ph/0511277]; R. Gandhi, P. Ghoshal, S. Goswami, P. Mehta and S. Uma Sankar, arXiv:hep-ph/0506145.
- [79] A. S. Dighe and A. Y. Smirnov, Phys. Rev. D **62**, 033007 (2000) [arXiv:hep-ph/9907423]; H. Minakata and H. Nunokawa, Phys. Lett. B **504**, 301 (2001) [arXiv:hep-ph/0010240]; C. Lunardini and A. Y. Smirnov, JCAP **0306**, 009 (2003) [arXiv:hep-ph/0302033]. V. Barger, P. Huber and D. Marfatia, Phys. Lett. B **617**, 167 (2005) [arXiv:hep-ph/0501184].
- [80] A. S. Dighe, M. T. Keil and G. G. Raffelt, JCAP **0306**, 005 (2003) [arXiv:hep-ph/0303210]; *ibid.* **0306**, 006 (2003) [arXiv:hep-ph/0304150]; R. Tomas, M. Kachelriess, G. Raffelt, A. Dighe, H. T. Janka and L. Scheck, JCAP **0409**, 015 (2004) [arXiv:astro-ph/0407132].
- [81] S. Pascoli, S. T. Petcov and T. Schwetz, Nucl. Phys. B **734**, 24 (2006) [arXiv:hep-ph/0505226]; S. Choubey and W. Rodejohann, Phys. Rev. D **72**, 033016 (2005) [arXiv:hep-ph/0506102].
- [82] A. de Gouvea, J. Jenkins and B. Kayser, Phys. Rev. D **71**, 113009 (2005) [arXiv:hep-ph/0503079];
- [83] H. Nunokawa, S. J. Parke and R. Zukanovich Funchal, Phys. Rev. D **72**, 013009 (2005) [arXiv:hep-ph/0503283].
- [84] H. Minakata, H. Nunokawa, S. J. Parke and R. Zukanovich Funchal, Phys. Rev. D **74**, 053008 (2006) [arXiv:hep-ph/0607284].
- [85] P. Huber, M. Maltoni and T. Schwetz, Phys. Rev. D **71**, 053006 (2005) [arXiv:hep-ph/0501037].
- [86] M. Nakahata, Talk at the 5th Workshop on “Neutrino Oscillations and their Origin” (NOON2004), February 11-15, 2004, Odaiba, Tokyo, Japan. <http://www-sk.icrr.u-tokyo.ac.jp/noon2004/>
- [87] G. Alimonti *et al.* [Borexino Collaboration], Astropart. Phys. **16**, 205 (2002) [arXiv:hep-ex/0012030].
- [88] J. Shirai, Talk given at Neutrino Oscillation Workshop (NOW2006), Conca Specchiulla (Otranto, Lecce, Italy), September 9-16, 2006,
- [89] J. N. Bahcall and C. Peña-Garay, JHEP **0311**, 004 (2003) [arXiv:hep-ph/0305159].
- [90] H. Minakata, H. Nunokawa, W. J. C. Teves and R. Zukanovich Funchal, Phys. Rev. D **71**, 013005 (2005) [arXiv:hep-ph/0407326];
- [91] H. Minakata, H. Nunokawa, W. J. C. Teves and R. Zukanovich Funchal, Nucl. Phys. Proc. Suppl. **145**, 45 (2005) [arXiv:hep-ph/0501250].
- [92] A. Bandyopadhyay, S. Choubey, S. Goswami and S. T. Petcov, Phys. Rev. D **72**, 033013 (2005) [arXiv:hep-ph/0410283]; J. F. Kopp, M. Lindner, A. Merle and M. Rolinec, arXiv:hep-ph/0606151; S. T. Petcov and T. Schwetz, arXiv:hep-ph/0607155.
- [93] W. Grimus, A. S. Joshipura, S. Kaneko, L. Lavoura, H. Sawanaka and M. Tanimoto, Nucl. Phys. B **713**, 151 (2005) [arXiv:hep-ph/0408123].
- [94] R. S. Raghavan, arXiv:hep-ph/0601079.
- [95] H. Minakata and S. Uchinami, New J. Phys. **8**, 143 (2006) [arXiv:hep-ph/0602046].