

Corrections to Tri-bimaximal Neutrino Mixing: Renormalization and Planck Scale Effects

Amol Dighe^{a*}, Srubabati Goswami^{b†}, Werner Rodejohann^{c‡}

^a*Tata Institute of Fundamental Research,
Homi Bhabha Road, Mumbai 400005, India*

^b*Harish-Chandra Research Institute, Chhatnag Road,
Jhansi, Allahabad 211 019, India*

^c*Max-Planck-Institut für Kernphysik,
Postfach 103980, D-69029 Heidelberg, Germany*

Abstract

We study corrections to tri-bimaximal (TBM) neutrino mixing from renormalization group (RG) running and from Planck scale effects. We show that while the RG effects are negligible in the standard model (SM), for quasi-degenerate neutrinos and large $\tan\beta$ in the minimal supersymmetric standard model (MSSM) all three mixing angles may change significantly. In both these cases, the direction of the modification of θ_{12} is fixed, while that of θ_{23} is determined by the neutrino mass ordering. The Planck scale effects can also change θ_{12} up to a few degrees in either direction for quasi-degenerate neutrinos. These effects may dominate over the RG effects in the SM, and in the MSSM with small $\tan\beta$. The usual constraints on neutrino masses, Majorana phases or $\tan\beta$ stemming from RG running arguments can then be relaxed. If we include only the Majorana phases in the neutrino mixing matrix, Planck scale effects for the mixing angles in TBM are absent. Sizable Planck effects require the so-called “unphysical phases” of the neutrino mixing matrix to be non-vanishing, which underlines the importance of these phases.

*email: amol@theory.tifr.res.in

†email: sruba@mri.ernet.in

‡email: werner.rodejohann@mpi-hd.mpg.de

1 Introduction

Neutrino mixing [1] is a consequence of a non-trivial structure of the neutrino mass matrix. This mass matrix is generated by the following dimension five operator:

$$\mathcal{L}_5 = \frac{\mu_{\alpha\beta}}{\Lambda} (L_\alpha \Phi) (L_\beta \Phi) + h.c. \quad (1)$$

Here $\mu_{\alpha\beta}$ is a coupling matrix, Λ some high energy scale, L_α is the lepton doublet with $\alpha \in \{e, \mu, \tau\}$, and Φ is the Higgs doublet (in the MSSM, Φ is the Higgs doublet that couples to the up-type fermions). After the electroweak symmetry breaking ($\langle\Phi\rangle \equiv v/\sqrt{2} \simeq 174$ GeV for the SM, $\langle\Phi\rangle \equiv v \sin \beta/\sqrt{2}$ for the MSSM), Eq. (1) gives rise to the neutrino mass matrix

$$(m_\nu)_{\alpha\beta} = \mu_{\alpha\beta} \frac{\langle\Phi\rangle^2}{\Lambda} = (U^* m_\nu^{\text{diag}} U^\dagger)_{\alpha\beta} , \quad (2)$$

where U is the leptonic mixing, or Pontecorvo-Maki-Nakagawa-Sakata (PMNS), matrix in the basis in which the charged lepton mass matrix is real and diagonal. The neutrino masses are contained in $m_\nu^{\text{diag}} = \text{diag}(m_1, m_2, m_3)$. The value of Λ may be taken to be the seesaw scale, $\Lambda \sim 10^{12}$ GeV, where the underlying flavor structure of the theory is implemented. However, measurements take place at low scale, therefore the predictions of any neutrino mass model have to be evolved down to low energy through renormalization group (RG) running [2, 3]. As the large majority of models is generated at a high energy, RG effects are a generic feature.

Another guaranteed correction to the dimension five operator in Eq. (1) is an additional operator of the same form but with Λ identified as the Planck mass $M_{\text{Pl}} = 1.2 \cdot 10^{19}$ GeV. The presence of such a term in the Lagrangian gives rise to additional contributions to the neutrino mass matrix after the electroweak symmetry is broken. While too small to be responsible for the leading structures of the neutrino mass matrix, those Planck scale effects can have observable consequences as well [4, 5, 6]. In the present paper we perform a comparative study of both renormalization and Planck scale effects.

For this analysis we will choose one particular and very interesting neutrino mixing scheme which is compatible with all data, the tri-bimaximal mixing (TBM), defined by [7]

$$U = \text{diag}(e^{i\phi_1}, e^{i\phi_2}, e^{i\phi_3}) \begin{pmatrix} \sqrt{\frac{2}{3}} & \sqrt{\frac{1}{3}} & 0 \\ -\sqrt{\frac{1}{6}} & \sqrt{\frac{1}{3}} & -\sqrt{\frac{1}{2}} \\ -\sqrt{\frac{1}{6}} & \sqrt{\frac{1}{3}} & \sqrt{\frac{1}{2}} \end{pmatrix} \text{diag}(e^{-i\alpha_1/2}, e^{-i\alpha_2/2}, e^{-i\alpha_3/2}) . \quad (3)$$

Here $P \equiv \text{diag}(e^{-i\alpha_1/2}, e^{-i\alpha_2/2}, e^{-i\alpha_3/2})$ contains the Majorana phases, one of which can be rephased away. We further have an additional phase matrix $Q \equiv \text{diag}(e^{i\phi_1}, e^{i\phi_2}, e^{i\phi_3})$, which usually can be phased away by a redefinition of the charged lepton fields. Due to this, the entries in Q have received the (possibly unfair) title ‘‘unphysical phases’’. TBM does by itself neither predict the Majorana or the unphysical phases nor the magnitudes or ordering of the neutrino masses. However, the magnitudes and ordering of the masses

as well as the values of the Majorana phases are crucial for the size of renormalization group corrections [8, 9, 10, 11] and the Planck scale corrections to this mixing scheme. Moreover, as we shall see in the course of the paper, in the analysis of Planck scale effects on tri-bimaximal mixing even the “unphysical” phases turn out to be crucial. This is a feature specific to TBM, having to do with the structure of the corresponding neutrino mass matrix.

Several interesting models giving rise to Eq. (3) have been proposed in the literature [12]. The predictions of TBM, $\sin \theta_{13} = 0 = \cos 2\theta_{23}$ and $\sin^2 \theta_{12} = 1/3$, may be compared with the current 3σ ranges of the parameters [13]:

$$\begin{aligned} 0.24 &\leq \sin^2 \theta_{12} \leq 0.40 , \\ -0.36 &\leq \cos 2\theta_{23} \leq 0.32 , \\ |\sin \theta_{13}| &\equiv |U_{e3}| \leq 0.20 , \end{aligned} \tag{4}$$

with best-fit values of 0.31 for $\sin^2 \theta_{12}$ and zero for $\sin \theta_{13}$ and $\cos 2\theta_{23}$. As far as the neutrino masses are concerned, oscillations experiments are sensitive only to the mass-squared differences, which are measured to be

$$\begin{aligned} 7.1 \cdot 10^{-5} \text{ eV}^2 &\leq \Delta m_{\odot}^2 \equiv m_2^2 - m_1^2 \leq 8.9 \cdot 10^{-5} \text{ eV}^2 , \\ 1.9 \cdot 10^{-3} \text{ eV}^2 &\leq \Delta m_{\text{A}}^2 \equiv |m_3^2 - m_2^2| \leq 3.2 \cdot 10^{-3} \text{ eV}^2 , \end{aligned} \tag{5}$$

with the best-fit values of $\Delta m_{\odot}^2 = 7.9 \cdot 10^{-5} \text{ eV}^2$ and $\Delta m_{\text{A}}^2 = 2.5 \cdot 10^{-3} \text{ eV}^2$. Cosmological observations give an upper limit on the neutrino mass of $\lesssim 0.5 \text{ eV}$ [14], which is stronger than the limits obtained by direct searches, $\leq 2.3 \text{ eV}$ [15]. It is still unknown whether neutrinos enjoy a normal hierarchy (NH: $m_3^2 \simeq \Delta m_{\text{A}}^2 \gg m_2^2 \simeq \Delta m_{\odot}^2 \gg m_1^2$), an inverted hierarchy (IH: $m_2^2 \simeq m_1^2 \simeq \Delta m_{\text{A}}^2 \gg m_3^2$) or are quasi-degenerate (QD: $m_3^2 \simeq m_2^2 \simeq m_1^2 \equiv m_0^2 \gg \Delta m_{\text{A}}^2$).

Many future planned/proposed experiments are geared towards improving the precision of the mixing angles and mass squared differences. Since this paper deals with the deviations of the mixing angles from the presently favored TBM scenario, we list some of the future experimental proposals which can be particularly suitable for this purpose. The precision of $\sin^2 \theta_{12}$ can be considerably improved by a dedicated reactor neutrino experiment situated at $\sim 60 \text{ km}$ corresponding to the survival probability minimum of $\bar{\nu}_e$ [16, 17, 18]. For instance it was shown in [18] that with a statistics of $\sim 60 \text{ Giga-Watt kiloton year}$ and a systematic error of 2%, $\sin^2 \theta_{12}$ can be measured to within $\sim 5\%$ at 3σ . The parameter $\sin^2 \theta_{23}$ can be determined with an accuracy of $\sim 10\%$ at 3σ depending on the true value of $\sin^2 \theta_{23}$ in the T2K and Nova experiments [19, 20]. In what regards θ_{13} , the Double Chooz experiment [21] (see also [19]) will improve the 3σ limit on $|U_{e3}|$ from its current value 0.04 to 0.01 (0.006) after 2 (6) years of data taking.

The outline of the paper is as follows: we start by discussing the RG running of TBM analytically in Section 2. In Section 3 we then turn to Planck scale effects and point out in particular the importance of the “unphysical” phases. Both types of corrections are discussed as functions of the neutrino mass and the type of ordering. A numerical

analysis and comparison of both effects is performed in Section 4. Section 5 summarizes our findings.

2 Renormalization Effects on Tri-bimaximal Mixing

In this Section we will study the effect of renormalization group running of the mixing angles when at high scale they correspond to the tri-bimaximal mixing.

RG effects on tri-bimaximal mixing have been studied before in Refs. [22, 23, 24, 25]. We focus here mostly on the *maximal* RG effects as a function of the neutrino mass and will not conduct a detailed analysis of the influence of the Majorana phases on the running. This will be performed in a separate work [26].

By inserting the neutrino mixing matrix from Eq. (3) in the definition of $m_\nu = U^* m_\nu^{\text{diag}} U^\dagger$, one finds

$$m_\nu = \begin{pmatrix} A e^{2i\phi_1} & B e^{i(\phi_1+\phi_2)} & B e^{i(\phi_1+\phi_3)} \\ \cdot & \frac{1}{2}(A+B+D) e^{2i\phi_2} & \frac{1}{2}(A+B-D) e^{i(\phi_2+\phi_3)} \\ \cdot & \cdot & \frac{1}{2}(A+B+D) e^{2i\phi_3} \end{pmatrix}. \quad (6)$$

This is the most general mass matrix generating tri-bimaximal mixing. The parameters A, B and D are given by

$$A = \frac{1}{3}(2m_1 e^{i\alpha_1} + m_2 e^{i\alpha_2}), \quad B = \frac{1}{3}(m_2 e^{i\alpha_2} - m_1 e^{i\alpha_1}), \quad D = m_3 e^{i\alpha_3}. \quad (7)$$

The neutrino mass matrix is subject to RG evolution. The running of this matrix may be described via [3]

$$m_\nu \rightarrow I_K I_\kappa m_\nu I_\kappa, \quad (8)$$

where I_K is a flavor independent factor arising from the gauge interactions and fermion-antifermion loops. This factor does not influence the mixing angles at all. The diagonal matrix I_κ is given by

$$I_\kappa = \text{diag}(e^{-\Delta_e}, e^{-\Delta_\mu}, e^{-\Delta_\tau}) \simeq \text{diag}(1, 1, 1 - \Delta_\tau), \quad (9)$$

where

$$\Delta_\tau \equiv \frac{m_\tau^2}{16\pi^2 v^2} (1 + \tan^2 \beta) \ln \frac{\Lambda}{\lambda}. \quad (10)$$

Here we have neglected the electron and muon mass (so that $\Delta_e = \Delta_\mu = 0$) and used $e^{-\Delta_\tau} \simeq 1 - \Delta_\tau$, since $\Delta_\tau \ll 1$. For instance, for $\tan \beta = 20$ and $\Lambda/\lambda = 10^9$, one has $\Delta_\tau \simeq 0.0027$.

Note that the RG effects correspond to multiplying every entry of the neutrino mass matrix with a real number. Consequently, the overall phase of the entries is not affected by the corrections. The corresponding ‘‘unphysical phases’’ ϕ_1, ϕ_2 and ϕ_3 can therefore be

rephased away by a redefinition of the charged lepton fields. Hence, for the analysis of RG effects it suffices to consider the mass matrix

$$m_\nu = \begin{pmatrix} A & B & B \\ \cdot & \frac{1}{2}(A+B+D) & \frac{1}{2}(A+B-D) \\ \cdot & \cdot & \frac{1}{2}(A+B+D) \end{pmatrix}. \quad (11)$$

Obviously, if the correction to the neutrino mass matrix is additive and not multiplicative, then the unphysical phases will play a role. We will show in the analysis of Planck scale effects to be presented in the next Section that this indeed is the case.

Returning to the RG effects, the mass matrix in Eq. (11) is generated by some model at a high scale Λ . Its predictions will be modified by the RG evolution to the low energy scale λ at which measurements take place. We take $\Lambda = 10^{12}$ GeV, i.e., we assume that the symmetries leading to TBM are intact till this see-saw scale. This requires that the threshold effects [27] in the presence of non-degenerate right-handed neutrinos do not spoil the symmetry. We take $\lambda = 10^3$ GeV, the typical scale of supersymmetry breaking. Note that the dependence on the actual values of the scales Λ and λ is only logarithmic, so our results are rather insensitive to the exact choice of scales.

In order to study the effect of the RG corrections on the mixing angles, we employ the strategy presented in [11] to diagonalize the RG-corrected mass matrix and obtain simple expressions for the evolved mixing angles

$$\theta_{ij} \simeq \theta_{ij}^0 + k_{ij} \Delta_\tau + \mathcal{O}(\Delta_\tau^2), \quad (12)$$

where $\theta_{12}^0 = \arcsin \sqrt{1/3}$, $\theta_{13}^0 = 0$ and $\theta_{23}^0 = -\pi/4$. We only quote the result [26]:

$$\begin{aligned} k_{12} &= \frac{\sqrt{2}}{3} \frac{|m_1 + m_2 e^{i\alpha_2}|^2}{\Delta m_\odot^2}, \\ k_{23} &= - \left(\frac{2}{3} \frac{|m_2 + m_3 e^{i(\alpha_3 - \alpha_2)}|^2}{m_3^2 - m_2^2} + \frac{1}{3} \frac{|m_1 + m_3 e^{i\alpha_3}|^2}{m_3^2 - m_1^2} \right), \\ k_{13} &= - \frac{\sqrt{2}}{3} \left(\frac{|m_2 + m_3 e^{i(\alpha_3 - \alpha_2)}|^2}{m_3^2 - m_2^2} - \frac{|m_1 + m_3 e^{i\alpha_3}|^2}{m_3^2 - m_1^2} \right). \end{aligned} \quad (13)$$

Using the additional rephasing freedom we have set $\alpha_1 = 0$. Note that there is no dependence on the third mass eigenstate or its Majorana phase α_3 for k_{12} . As expected, k_{13} and k_{23} are governed by the inverse of Δm_A^2 while k_{12} depends on $1/\Delta m_\odot^2$, which renders it typically larger. As k_{12} is always positive, the solar neutrino mixing angle always increases in the MSSM and decreases in the SM. In contrast, k_{23} is negative (positive) for a normal (inverted) mass ordering. Therefore $|\theta_{23}|$ increases in the MSSM and decreases in the SM if the neutrino mass ordering is normal. If the ordering is inverted, $|\theta_{23}|$ decreases in the MSSM and increases in the SM. From $\theta_{ij} = \theta_{ij}^0 + k_{ij} \Delta_\tau$ it follows for $|k_{ij} \Delta_\tau| \ll 1$ that

$$\sin \theta_{13} \simeq k_{13} \Delta_\tau, \quad \cos 2\theta_{23} \simeq 2 k_{23} \Delta_\tau, \quad \sin^2 \theta_{12} - \frac{1}{3} \simeq \frac{2\sqrt{2}}{3} k_{12} \Delta_\tau. \quad (14)$$

In the next Subsections we will discuss from these expressions the features of the running for the three main types of neutrino mass spectra: normal (NH) and inverted (IH) hierarchy, and quasi-degeneracy (QD). In order to give numerical estimates of the extent of RG effects, we use the best-fit values of $\Delta m_{\odot}^2 = 7.9 \cdot 10^{-5} \text{ eV}^2$, $\Delta m_{\text{A}}^2 = 2.5 \cdot 10^{-3} \text{ eV}^2$, and choose the phases such that the RG effect is maximized. Then we further choose $\tan \beta = 20$ for illustration. The results for the SM can be obtained by replacing the factor $(1 + \tan^2 \beta)$ with $(-3/2)$. The results of a full numerical analysis are plotted in Figs. 1, 2 and 3: as we shall see, they are nicely reproduced by the analytical estimates to be presented below.

2.1 Normal Hierarchy

We start the estimates with the normal hierarchy. Defining the notation

$$r \equiv \sqrt{\Delta m_{\odot}^2 / \Delta m_{\text{A}}^2} \simeq 0.18, \quad (15)$$

we have $m_1 \simeq 0$, $m_2 \simeq r \sqrt{\Delta m_{\text{A}}^2}$ and $m_3 \simeq \sqrt{(1 + r^2) \Delta m_{\text{A}}^2}$. From Eqs. (13, 14) we get

$$|\sin \theta_{13}|_{\text{NH}} \simeq \frac{2\sqrt{2}}{3} \Delta_{\tau} |r \cos(\alpha_2 - \alpha_3) + r^2| \lesssim 1.4 \cdot 10^{-6} (1 + \tan^2 \beta) \rightarrow 5.4 \cdot 10^{-4}, \quad (16)$$

where the number indicated by the arrow is the value at $\tan \beta = 20$. Atmospheric neutrino mixing is now non-maximal, the mixing angle being given by

$$\begin{aligned} (\cos 2\theta_{23})_{\text{NH}} &\simeq -2 \Delta_{\tau} \left(1 + \frac{4}{3} r \cos(\alpha_2 - \alpha_3)\right) \\ \Rightarrow |\cos 2\theta_{23}|_{\text{NH}} &\lesssim 1.7 \cdot 10^{-5} (1 + \tan^2 \beta) \rightarrow 6.8 \cdot 10^{-3}. \end{aligned} \quad (17)$$

Note that $(\cos 2\theta_{23})_{\text{NH}} < 0$. The solar neutrino mixing angles increases from $\sin^2 \theta_{12} = \frac{1}{3}$ by

$$\left(\sin^2 \theta_{12} - \frac{1}{3}\right)_{\text{NH}} \simeq \frac{4}{9} \Delta_{\tau} \simeq 3.0 \cdot 10^{-6} (1 + \tan^2 \beta) \rightarrow 1.2 \cdot 10^{-3}. \quad (18)$$

Thus, we find that for NH, the deviations of the angles from tri-bimaximal values due to RG corrections are extremely small and virtually impossible to probe. Note that all the three deviations as plotted in the upper panels of Figs. 1, 2 and 3 are independent of the value of m_1 as long as $m_1 \ll \sqrt{\Delta m_{\odot}^2} \simeq 9 \cdot 10^{-3} \text{ eV}$.

2.2 Inverted Hierarchy

Turning to the inverted hierarchy, using $m_2 = \sqrt{m_3^2 + \Delta m_{\text{A}}^2}$ and $m_1 = \sqrt{m_3^2 + (1 - r^2) \Delta m_{\text{A}}^2}$, it follows from Eqs. (13, 14) that

$$\begin{aligned} |\sin \theta_{13}|_{\text{IH}} &\simeq \frac{m_3}{\sqrt{\Delta m_{\text{A}}^2}} \frac{2\sqrt{2}}{3} \Delta_{\tau} |\cos(\alpha_2 - \alpha_3) - \cos \alpha_3| \\ &\lesssim 2.6 \cdot 10^{-7} \left(\frac{m_3}{10^{-3} \text{ eV}}\right) (1 + \tan^2 \beta) \rightarrow 1.0 \cdot 10^{-4} \left(\frac{m_3}{10^{-3} \text{ eV}}\right). \end{aligned} \quad (19)$$

Thus in the inverted hierarchy, the value of $\sin \theta_{13}$ generated through RG evolution is proportional to m_3 , as can be seen in the lower panel of Fig. 1. The atmospheric neutrino mixing angle is given by

$$(\cos 2\theta_{23})_{\text{IH}} \simeq 2\Delta_\tau \simeq 1.4 \cdot 10^{-5} (1 + \tan^2 \beta) \rightarrow 5.4 \cdot 10^{-3} , \quad (20)$$

which is independent of m_3 as long as $m_3 \ll \sqrt{\Delta m_A^2} \simeq 0.05$ eV. The dependence on the Majorana phases is introduced only at order $m_3/\sqrt{\Delta m_A^2}$. As alluded to before, in case of a normal ordering we have $(\cos 2\theta_{23})_{\text{NH}} < 0$, while for an inverted ordering $(\cos 2\theta_{23})_{\text{IH}} > 0$, i.e., RG effects increase $|\theta_{23}|$ from its original TBM value of $\pi/4$ for a normal hierarchy and decrease it for an inverted hierarchy. In the SM the effects have the opposite sign. Finally, the solar neutrino mixing angle increases for the MSSM and reads

$$\left(\sin^2 \theta_{12} - \frac{1}{3} \right)_{\text{IH}} \simeq \frac{8}{9r^2} (1 + \cos \alpha_2) \lesssim 3.9 \cdot 10^{-4} (1 + \tan^2 \beta) \rightarrow 0.15 . \quad (21)$$

Thus we see that the running of the solar neutrino mixing angle can be dramatic, up to 10° . The leading term shown above is suppressed however when $\alpha_2 \simeq \pi$. The measured value of $|\theta_{12} - \theta_{12}^0| < 4^\circ$ (or $\sin^2 \theta_{12} - \frac{1}{3} \leq 0.07$) at 3σ suggests that the observed value of θ_{12} can be used to constrain the values of the absolute neutrino masses, the Majorana phase α_2 and $\tan \beta$ in IH [22, 26]. In contrast to this, $\sin \theta_{13}$ and $\cos 2\theta_{23}$ are too small to be observable.

2.3 Quasi-degeneracy

Finally, we shall consider running for quasi-degenerate neutrinos. The RG running for QD is always the largest: indeed, the deviation of angles from their tri-bimaximal values grows quadratically with the common mass scale m_0 . Using $m_0^2 \gg \Delta m_A^2$ for the approximations and choosing $m_0 = 0.2$ eV for illustration, it follows that

$$|\sin \theta_{13}|_{\text{QD}} \simeq \frac{2\sqrt{2}}{3} \Delta_\tau \frac{m_0^2}{\Delta m_A^2} |\cos(\alpha_2 - \alpha_3) - \cos \alpha_3| \lesssim 2.0 \cdot 10^{-4} (1 + \tan^2 \beta) \rightarrow 0.08 . \quad (22)$$

Thus, testable values of θ_{13} up to 5° may be generated. Turning to atmospheric mixing, one finds

$$\begin{aligned} (\cos 2\theta_{23})_{\text{QD}} &\simeq \mp \frac{4}{3} \Delta_\tau \frac{m_0^2}{\Delta m_A^2} (3 + 2 \cos(\alpha_2 - \alpha_3) + \cos \alpha_3) \\ \Rightarrow |\cos 2\theta_{23}|_{\text{QD}} &\lesssim 8.0 \cdot 10^{-4} (1 + \tan^2 \beta) \rightarrow 0.32 , \end{aligned} \quad (23)$$

where the $-$ sign is for normal ordering and the $+$ sign for inverted ordering. The running is maximal when all the Majorana phases vanish. The value of θ_{23} can deviate from its maximal value by up to 10° . This deviation is currently restricted by experiments to $|\theta_{23} - \theta_{23}^0| < 10^\circ$ at 3σ . Therefore, more accurate future measurements of θ_{23} can be used to put bounds on m_0, α_2 and α_3 [26]. The value of α_2 may be restricted to $\alpha_2 \simeq \pi$ from the

θ_{12} measurements as we shall see next: the solar mixing angle can deviate strongly from its tri-bimaximal value:

$$\left(\sin^2 \theta_{12} - \frac{1}{3}\right)_{\text{QD}} \simeq \frac{8}{9} \Delta_\tau (1 + \cos \alpha_2) \frac{m_0^2}{\Delta m_\odot^2} \simeq 3.0 \cdot 10^{-3} (1 + \tan^2 \beta) (1 + \cos \alpha_2) . \quad (24)$$

Since the maximum value of the quantity $(\sin^2 \theta_{12} - \frac{1}{3})$ can be 0.67 one can obtain a condition for the validity of the analytic expressions as $(m_0/\text{eV}) \tan \beta \lesssim 4$. At large $\tan \beta$, the quantity θ_{12} can be too large to be accommodated by the data, unless $\alpha_2 \simeq \pi$. This simplifies the predictions for the other two angles:

$$|\sin \theta_{13}|_{\text{QD}}^{\alpha_2=\pi} \simeq \frac{2\sqrt{2}}{3} \Delta_\tau \frac{m_0^2}{\Delta m_A^2} |\cos \alpha_3| \lesssim 1.0 \cdot 10^{-4} (1 + \tan^2 \beta) \rightarrow 0.04 , \quad (25)$$

$$|\cos 2\theta_{23}|_{\text{QD}}^{\alpha_2=\pi} \simeq \Delta_\tau \frac{m_0^2}{\Delta m_A^2} \left|1 - \frac{1}{3} \cos \alpha_3\right| \lesssim 1.5 \cdot 10^{-4} (1 + \tan^2 \beta) \rightarrow 0.06 , \quad (26)$$

with the sign of $\cos 2\theta_{23}$ negative (positive) for normal (inverted) mass ordering. Note that $\sin \theta_{13}$ can be zero if $\alpha_3 = \pi/2$, whereas $\cos 2\theta_{23}$ is always non-zero.

Another phenomenological implication of $\alpha_2 \simeq \pi$ and quasi-degenerate neutrinos is that the effective mass $\langle m \rangle = |\sum U_{ei}^2 m_i|$ governing neutrinoless double beta decay [28] takes its minimal possible value:

$$\langle m \rangle_{\text{QD}}^{\alpha_2=\pi} \simeq m_0 \cos 2\theta_{12} \quad (27)$$

in the $\theta_{13} \rightarrow 0$ limit. The same formula with m_0 replaced by $\sqrt{\Delta m_A^2}$ is valid for an inverted hierarchy.

3 Planck Scale Effects on Tri-bimaximal Mixing

In this Section we will discuss the implications of Planck Scale physics on tri-bimaximal mixing. The existence of the Planck scale implies the presence of higher dimensional non-renormalizable interactions, among which the following dimension five operator is of interest for neutrino physics:

$$\mathcal{L}_{\text{Gr}} = \frac{\lambda_{\alpha\beta}}{M_{\text{Pl}}} (L_\alpha \Phi) (L_\beta \Phi) + h.c. \quad (28)$$

The coupling matrix $\lambda_{\alpha\beta}$ will be assumed to be flavor democratic, since gravity does not distinguish between flavors. After electroweak symmetry breaking the above operator leads to a contribution to the low energy neutrino mass matrix $m_\nu \rightarrow m_\nu + \delta m_\nu$ of the form

$$\delta m_\nu = \mu \begin{pmatrix} 1 & 1 & 1 \\ 1 & 1 & 1 \\ 1 & 1 & 1 \end{pmatrix} \equiv \mu \Delta \text{ with } \mu \simeq \frac{\langle \Phi \rangle^2}{M_{\text{Pl}}} \simeq 2.5 \cdot 10^{-6} \text{ eV} . \quad (29)$$

The implications of such a correction to m_ν have been noted and analyzed for instance in Refs. [4, 5, 6]. With $\mu \simeq 2.5 \cdot 10^{-6}$ eV $\ll \sqrt{\Delta m_\odot^2}$, it would appear that only negligible corrections to the mixing phenomena can be expected. However, as will be seen later in this section, the Planck scale effects on θ_{12} are governed by $\mu m_0/\Delta m_\odot^2$, which can be substantial for quasi-degenerate neutrinos. Moreover we stress that the presence of such a term is expected on general grounds and its implications are therefore model independent. In order to consider all possible corrections to a given mixing scheme, the perturbation (29) has to be included.

We have noted before that the presence of an additive correction to the neutrino mass matrix renders the “unphysical” phases $\phi_{1,2,3}$ (see Eq. (3)) to be no longer “unphysical”. In the context of tri-bimaximal mixing these phases turn out to be crucial, since without them there would be no effect on the mixing angles at all. To show this, consider the neutrino mass matrix giving rise to TBM in the absence of the $\phi_{1,2,3}$. It is given in Eq. (11) and can be written as:

$$m_\nu = \frac{m_1}{6} e^{i\alpha_1} \begin{pmatrix} 4 & -2 & -2 \\ \cdot & 1 & 1 \\ \cdot & \cdot & 1 \end{pmatrix} + \frac{m_2}{3} e^{i\alpha_2} \begin{pmatrix} 1 & 1 & 1 \\ \cdot & 1 & 1 \\ \cdot & \cdot & 1 \end{pmatrix} + \frac{m_3}{2} e^{i\alpha_3} \begin{pmatrix} 0 & 0 & 0 \\ \cdot & 1 & -1 \\ \cdot & \cdot & 1 \end{pmatrix}. \quad (30)$$

The neutrino with mass m_2 has a flavor democratic contribution to the total mass matrix. This is exactly the flavor-blind form that the Planck scale contribution δm_ν in Eq. (29) possesses. Hence, adding δm_ν to Eq. (30) is equivalent to a simple redefinition of m_2 as

$$m_2 e^{i\alpha_2} \longrightarrow m_2 e^{i\alpha_2} (1 + \epsilon_\mu e^{-i\alpha_2}) , \quad (31)$$

where $\epsilon_\mu = 3\mu/m_2 \ll 1$. Hence, only the value of the second neutrino mass and its corresponding Majorana phase are modified, while the mixing angles and the other masses remain unchanged: with $\mu \simeq 2.5 \cdot 10^{-6}$ eV and $m_2 \geq 8.4 \cdot 10^{-3}$ eV, it holds that $\epsilon_\mu \lesssim 8.9 \cdot 10^{-4}$ and the effect on m_2 and on the mass squared differences is at most of the order of 0.1%.

However, in general the situation is different since the most general mass matrix giving rise to TBM, as given in Eq. (6), contains the unphysical phases. Adding now a flavor democratic small perturbation to the neutrino mass matrix cannot be compensated anymore by a redefinition of $m_2 e^{i\alpha_2}$. This is because it is not possible to write m_ν in terms of the individual masses as in Eq. (30), i.e., the matrix which m_2 is multiplied with is now a phase matrix. The corrections to TBM from the Planck scale effects are then nontrivial¹. The argument presented here is specific to the TBM scenario, where the mass matrix includes a flavor blind term. Furthermore, it implies in particular that there will be no Planck scale effects on the mixing angles if the mass matrix and the Planck contribution are purely real, or if it is such that there are no phases in the Planck contribution and only the Majorana phases and no “unphysical” ones are present in m_ν .

Now we will consider the general case of all possible phases in the neutrino mass matrix and study the resulting effect of the Planck scale contribution for the mixing angles.

¹ It has been noted [29] that the tri-bimaximal mixing scenario and Quark-Lepton Complementarity scenarios [30], which link the CKM and PMNS matrices, generate basically the same $\sin^2 \theta_{12}$. We remark here that the QLC scenarios will be affected by Planck scale effects even if the phases ϕ_i vanish.

Towards this end, we follow the formalism of [5] to calculate the deviations of the mixing angles from their TBM values. We use the shorthand notation

$$M_{ij} = \mu (U^T \Delta U)_{ij} , \quad (32)$$

such that M_{ij} incorporates all the ϕ_i dependence and a part of the α_i dependence. In general, the elements of M_{ij} are $\mathcal{O}(\mu)$. To a good approximation, the mass squared difference $m_3^2 - m_1^2$ does not change due to the Planck scale effects. In this limit one finds that [5]

$$\delta U_{e3} \simeq \sum_{i=1,2} U_{ei} \left(\frac{\Re(M_{i3})}{m_3 e^{i\alpha_3} - m_i e^{i\alpha_i}} - i \frac{\Im(M_{i3})}{m_3 e^{i\alpha_3} + m_i e^{i\alpha_i}} \right) , \quad (33)$$

$$\delta U_{\mu 3} \simeq \sum_{i=1,2} U_{\mu i} \left(\frac{\Re(M_{i3})}{m_3 e^{i\alpha_3} - m_i e^{i\alpha_i}} - i \frac{\Im(M_{i3})}{m_3 e^{i\alpha_3} + m_i e^{i\alpha_i}} \right) . \quad (34)$$

These quantities can be related to the Planck-corrected mixing angles after electroweak symmetry breaking through

$$|\sin \theta_{13}| = |\delta U_{e3}| , \quad (35)$$

$$\cos 2\theta_{23} = 1 - 2 \sin^2 \theta_{23} \simeq 1 - 2 |U_{\mu 3} + \delta U_{\mu 3}|^2 \simeq -2\sqrt{2} |\delta U_{\mu 3}| \cos \chi_{\mu 3} , \quad (36)$$

where $\chi_{\mu 3}$ is the relative phase between $U_{\mu 3}$ and $\delta U_{\mu 3}$. We see that the deviation from maximal atmospheric neutrino mixing can go in either direction.

We can estimate the size of the Planck scale contribution to be at most of the order $\mu/(m_3 - m_1)$ for $|\delta U_{e3}|$ and $|\delta U_{\mu 3}|$. For neutrinos with a normal hierarchy and $m_1 = 0$, this quantifies to $\mu/\sqrt{\Delta m_A^2} \simeq 6 \cdot 10^{-5}$, and is thus negligibly small. An inverted hierarchy with $m_3 = 0$ gives the same result. The largest effect can be expected for quasi-degenerate neutrinos, in which case the corrections are at most of order $\mu m_0/\Delta m_A^2 \simeq 5 \cdot 10^{-4}$. We have inserted here for illustration a value of $m_0 = 0.4$ eV for the common mass scale. Note that the corrections here are proportional to m_0 , as opposed to m_0^2 in the case of the RG running.

The modifications of the mixing angles depend on the values of the Majorana phases (as for radiative corrections) but in particular also on the unphysical phases. The full expressions for Eqs. (33, 34) are rather lengthy and not very instructive. An example we give is for the normal hierarchy, in which case one can roughly estimate

$$|\delta U_{e3}| \simeq \sqrt{2} \left| \sin \left(\frac{\phi_2 - \phi_3}{2} \right) \right| \frac{\mu}{\sqrt{\Delta m_A^2}} \quad \text{and} \quad |\delta U_{\mu 3}| \simeq \frac{|\sin(\phi_2 - \phi_3)|}{\sqrt{2}} \frac{\mu}{\sqrt{\Delta m_A^2}} . \quad (37)$$

The Majorana phases appear only at $\mathcal{O}(r \mu/\sqrt{\Delta m_A^2})$. These expressions show explicitly that for vanishing ‘‘unphysical’’ phases ϕ_i the corrections to the mixing angles vanish.

As in the case of the radiative corrections, the corrections to the mixing angles θ_{ij} are approximately inversely proportional to the mass squared difference δm_{ij}^2 , and therefore

one may expect a more sizable correction to θ_{12} than to θ_{13} and θ_{23} . The contribution from the Planck scale to U_{e2} is [5]

$$\delta U_{e2} \simeq \frac{U_{e2}}{\Delta m_{\odot}^2} \left(\Re(M_{12}) |m_1 + m_2 e^{i\alpha_2}| - i \Im(M_{12}) |m_1 - m_2 e^{i\alpha_2}| \right), \quad (38)$$

where there is only one term because for TBM $U_{e3} = 0$ holds before the Planck scale effects are included. Note that in the above expression, the m_i and α_i are defined before the Planck scale effects are switched on, whereas Δm_{\odot}^2 is taken to be after the Planck scale effects are switched on. If Δm_{\odot}^2 does not change much due to the Planck scale effects, then $|m_1 \pm m_2 e^{i\alpha_2}|/\Delta m_{\odot}^2 \simeq 1/|m_1 \mp m_2 e^{i\alpha_2}|$ and δU_{e2} could be written in the same form as the expressions for δU_{e3} and $\delta U_{\mu 3}$.

Since $\sin \theta_{12} \simeq |U_{e2} + \delta U_{e2}|$, the quantity in Eq. (38) can be related to the deviation of the solar mixing angle via

$$\sin^2 \theta_{12} - 1/3 \simeq |U_{e2} + \delta U_{e2}|^2 - 1/3 \simeq \frac{2}{\sqrt{3}} |\delta U_{e2}| \cos \chi_{e2}, \quad (39)$$

where χ_{e2} is the relative phase between U_{e2} and δU_{e2} . The deviation can thus have either sign as in the case of the atmospheric neutrino mixing angle,

If initially $m_1 = 0$ (normal hierarchy), one can estimate $|\delta U_{e2}| \lesssim \mu/\sqrt{\Delta m_{\odot}^2} \simeq 3 \cdot 10^{-4}$. An inverted hierarchy leads to a slightly larger correction, $|\delta U_{e2}| \lesssim 2\mu\sqrt{\Delta m_{\text{A}}^2}/\Delta m_{\odot}^2 \simeq 4 \cdot 10^{-3}$. Hence, in contrast to the corrections to θ_{13} and θ_{23} , the deviation of solar neutrino mixing from $1/3$ is sensitive to whether neutrinos are normally or inversely ordered. For quasi-degenerate neutrinos, let us for the estimates assume that Δm_{\odot}^2 does not change much due to the Planck scale effects. It follows then from Eq. (38) that $|\delta U_{e2}| \lesssim \mu m_0/\sqrt{\Delta m_{\odot}^2} \simeq 10^{-2}$, where we have again used $m_0 = 0.4$ eV. To give an analytical example we set the Majorana phases to zero and find

$$|\delta U_{e2}| \simeq \frac{2}{3\sqrt{3}} \frac{\mu m_0}{\Delta m_{\odot}^2} |2 \cos 2\phi_1 - \cos 2\phi_2 + \cos(\phi_1 + \phi_2) - \cos 2\phi_3 + \cos(\phi_1 + \phi_3) - 2 \cos(\phi_2 + \phi_3)|, \quad (40)$$

which, as it should, vanishes for $\phi_{1,2,3} = 0$. The function of the $\phi_{1,2,3}$ inside the $|\dots|$ above has a maximal value of $9/\sqrt{2}$ and therefore $|\delta U_{e2}| \lesssim \sqrt{6} \mu m_0/\Delta m_{\odot}^2 \simeq 0.03$ for $m_0 = 0.4$ eV. Thus, with the maximal deviation being $\sin^2 \theta_{12} - \frac{1}{3} \simeq (2/\sqrt{3}) |\delta U_{e2}|$ it follows that the deviation of θ_{12} from its TBM value due to Planck scale effects can be up to 10 % or 2° – 3° . Moreover, as shown in Eq. (39), this deviation can be in either direction depending on the relative phase χ_{e2} , which in turn depends on the Majorana phases α_i as well as on the “unphysical” phases ϕ_i .

If we now want to incorporate both the RG as well as the Planck scale effects on θ_{12} , the predictions are thus uncertain by 2° – 3° in the absence of any knowledge of the ϕ_i 's. This would relax some of the constraints on m_0 , α_2 and $\tan \beta$ that have been obtained in the literature by requiring the angles at the low scale to be compatible with the experiments. To be more quantitative, the maximal deviation from the initial value of $\theta_{12} = \arcsin \sqrt{1/3}$

for a normal ordering is below 0.1° for $m_1 < 0.02$ eV. For $m_1 = 0.1$ eV the change can be up to 0.6° and then it increases linearly with the neutrino mass, for instance 3° for $m_1 = 0.5$ eV. If neutrinos are inversely ordered, the change is up to 0.3° even for a vanishing m_3 , and starts to increase linearly with the neutrino mass for $m_3 \gtrsim 0.01$ eV. If radiative corrections are used to set constraints on the parameters, then one should take this uncertainty into account, which would weaken the corresponding limits.

One might wonder at this point whether one can generate successful phenomenology starting with bimaximal neutrino mixing [31], i.e., with Planck scale contributions perturbing an initial² $\sin^2 \theta_{12} = \frac{1}{2}$. We checked numerically that in order to obey the current 3σ limit of $\sin^2 \theta_{12} \leq 0.4$, neutrinos should be heavier than 1.4 eV, i.e., in conflict with the already very tight neutrino mass limits from cosmology. Since the RG effects tend to increase θ_{12} , even their addition cannot salvage the scenario.

4 Numerical Results and Discussion

In Figs. 1, 2 and 3 we show the maximal possible values of the initially vanishing quantities $|\sin \theta_{13}|$, $|\cos 2\theta_{23}|$ and $|\sin^2 \theta_{12} - \frac{1}{3}|$ generated from RG effects and from Planck scale effects, as a function of the smallest neutrino mass for normal and inverted mass ordering. The Figures for MSSM and SM are generated by numerically solving the RG equations in the small θ_{13} limit [8]. We have chosen in case of the MSSM $\tan \beta = 20$ and $\tan \beta = 5$. The relative magnitude of the deviations between these two cases should be $(1 + 5^2)/(1 + 20^2) \simeq 0.065$, which is confirmed by the plot as well. Also given in the Figure are RG effects in the SM. As far as the mixing angles are concerned, for all practical purposes the results for SM can be obtained from the ones of MSSM with $\tan \beta = 20$ by multiplying them with $|(-3/2)/(1 + 20^2)| \simeq 0.0037$. We also indicate the present 3σ bounds on the mixing parameters.

The RG running in SM is found to be very small. Even for values of m_0 in the QD regime the running stays within the present 3σ limit for all three quantities. For MSSM the running is much stronger, especially for higher values of $\tan \beta$ and in the QD regime. For $|\sin^2 \theta_{12} - \frac{1}{3}|$ there is a plateau at ~ 0.67 in the QD regime which corresponds to the maximum possible deviation of $2/3$ in this quantity. As we are plotting the absolute values of the observables, we stress again that $\sin^2 \theta_{12} - \frac{1}{3}$ is always larger than zero in the MSSM. The same holds for $\cos 2\theta_{23}$ in case of a inverted ordering, whereas for a normal ordering $\cos 2\theta_{23}$ is negative. For the SM the signs are reversed. For the inverted ordering and small masses ($m_{\min} \lesssim 0.01$ eV), the deviation $\sin^2 \theta_{12} - \frac{1}{3}$ is roughly two orders of magnitude larger than that for the normal ordering.

Note that since we show the maximal effects, the RG running beyond the 3σ limits in the Figure does not imply that the corresponding neutrino mass values are ruled out. Rather, it implies that the Majorana phases can be constrained if the neutrino masses lie in the corresponding range.

²See also [6] for a discussion on Planck scale effects on bimaximal mixing.

The Figures also show the maximal possible values of the above three quantities $|\sin \theta_{13}|$, $|\cos 2\theta_{23}|$ and $|\sin^2 \theta_{12} - \frac{1}{3}|$ due to Planck scale effects. They were obtained by numerically diagonalizing a mass matrix leading to TBM to which a flavor-blind Planck perturbation was added. It is to be noted that the values of $\cos 2\theta_{23}$ and $\sin^2 \theta_{12} - \frac{1}{3}$ are symmetric about zero: depending on the values of the Majorana phases α_i and the unphysical phases ϕ_i , the Planck-corrected values of mixing angles can go in either direction. Thus these effects can either replenish or deplete the RG effects. The minimum values of the three quantities plotted in the Figure can be zero for suitable choices of the phases α_i and ϕ_i .

Let us compare both the effects:

- $\sin \theta_{13}$: the Planck effects can be larger than the RG effects in the SM unless the neutrino masses are above roughly 0.3 eV. Recall that the Planck corrections for QD neutrinos are proportional to m_0 , whereas the RG corrections are proportional to m_0^2 . For a normal ordering the Planck effects are always less than the maximal correction of $\tan \beta = 20$ but can exceed the corrections for $\tan \beta = 5$ if $m_1 \lesssim 0.01$ eV. For an inverted ordering Planck scale effects can exceed the corrections for $\tan \beta = 20$ (5) if $m_3 \lesssim 0.0005$ (0.01) eV.
- $|\cos 2\theta_{23}|$: the Planck effects can be larger than the RG effects in the SM unless the neutrino masses are above roughly 0.1 eV. They are always less than the maximal correction of $\tan \beta = 20$ and $\tan \beta = 5$.
- $|\sin^2 \theta_{12} - \frac{1}{3}|$: the Planck effects can be larger than the RG effects in the SM unless the neutrino masses are above roughly 0.5 eV. They are always below the maximal correction of $\tan \beta = 20$ and can exceed the corrections for $\tan \beta = 5$ if neutrinos are normally ordered and $m_1 \lesssim 0.01$ eV.

5 Conclusions and Summary

We have studied the renormalization group and Planck scale corrections to neutrino mixing angles in the tri-bimaximal mixing scenario. Both these corrections need to be included while comparing the low energy neutrino mixing data with any postulated high scale mixing scenario.

We give approximate expressions for the values of mixing angles at low scale starting from tri-bimaximal mixing at high scale for NH, IH and QD scenarios with RG running in the SM and the MSSM. We also plot the maximum RG effects as a function of the smallest neutrino mass for these scenarios. We find that in the SM the RG running has a negligible effect on the mixing angles. In the MSSM with large $\tan \beta$, while NH still gives unobservably small deviations for all the mixing angles, IH is capable of generating significant running for θ_{12} . In fact, matching θ_{12} with the data requires constraining the Majorana phases and $\tan \beta$ already at the present stage. For the QD scenario the running for all the three cases can be strong. The running depends crucially on the values of Majorana phases and the neutrino mass scale: the corrections in the QD scenario grow

as m_0^2 . Precision measurements of neutrino mixing angles in future experiments should be able to put further constraints on the mass scale and Majorana phases if one assumes the TBM scenario.

For the Planck scale effect we assume a flavor democratic dimension five operator at the Planck scale that contributes to the neutrino mass after the electroweak symmetry breaking. We show that the corrections to the mixing angles depend in particular on the phases ϕ_i , which are usually called “unphysical” since they have no impact in the absence of such Planck scale operators. Due to the special structure of the neutrino mass matrix giving rise to tri-bimaximal mixing, non-zero values of these phases are required for any Planck effect on the mixing angles.

In the most general case when the so-called “unphysical” phases are non-vanishing, the Planck effects make the otherwise vanishing quantities $\sin \theta_{13}$, $\cos 2\theta_{13}$ and $\sin^2 \theta_{12} - \frac{1}{3}$ grow almost linearly with the neutrino mass scale m_0 for quasi-degenerate neutrinos. The effects are in general largest for θ_{12} . Even with a large value of $\mathcal{O}(\text{eV})$ for the neutrino masses, $\sin \theta_{13}$ and $\cos 2\theta_{23}$ hardly exceed 10^{-3} , and hence are virtually impossible to probe experimentally. However, deviations of $\sin^2 \theta_{12}$ from $1/3$ can be sizable, of the order of $0.1 (m_0/\text{eV})$. Deviations of a few degrees are thus allowed when neutrinos are quasi-degenerate. This deviation is larger than the resolution of the future precision θ_{12} experiments, and can be measured.

An interesting possibility, though hardly realizable in practice, is the following: suppose one has measured deviations from tri-bimaximal mixing and knows the values of the Majorana phases and possibly of $\tan \beta$. In this case any additional correction beyond the RG effects to the mixing angles will stem from the Planck scale effects. As these depend on the unphysical phases, one could in principle extract some information on these phases. Moreover, if supersymmetry is not realized in nature, then the RG running is suppressed but the Planck scale effects can nevertheless inflict a sizable perturbation to the solar neutrino mixing angle, which can help us get a handle on these phases.

In the case of the RG running, the signs of the correction to the mixing angles are predictable. For example in MSSM, θ_{12} always increases from its high scale value, whereas $|\theta_{23}|$ increases (decreases) for normal (inverted) hierarchy. In the case of the Planck scale effects, the sign of $\cos 2\theta_{23}$ and $\sin^2 \theta_{12} - 1/3$ depends on all of the phases present, including the so-called “unphysical” ones. Therefore the Planck effects can either enhance or compensate the RG running. Constraining neutrino parameters due to running might therefore be not as straightforward as is usually done. If the neutrino mass is $0.5 (0.2)$ eV, then the modification from Planck scale effects to θ_{12} can be nearly $3^\circ (1^\circ)$, which would weaken the constraints. Note that such a relaxation of constraints is applicable not only for the TBM, but for any neutrino mixing scenario.

Acknowledgements

This work of W.R. was supported by the “Deutsche Forschungsgemeinschaft” under project number RO-2516/3-1. The work of A.D. is partly supported through the Partner Group

project between the Max–Planck–Institut für Physik and the Tata Institute of Fundamental Research. S.G. acknowledges support from Humboldt Foundation during the initial stage of this work. A.D. and S.G. would like to thank P. Roy for useful discussions.

References

- [1] For recent reviews, see R. N. Mohapatra *et al.*, hep-ph/0510213; R. N. Mohapatra and A. Yu. Smirnov, hep-ph/0603118; A. Strumia and F. Vissani, hep-ph/0606054.
- [2] K. S. Babu, C. N. Leung and J. T. Pantaleone, Phys. Lett. B **319**, 191 (1993); M. Tanimoto, Phys. Lett. B **360**, 41 (1995); J. A. Casas *et al.* Nucl. Phys. B **569**, 82 (2000); K. R. S. Balaji *et al.*, Phys. Rev. Lett. **84**, 5034 (2000); S. Antusch, M. Drees, J. Kersten, M. Lindner and M. Ratz, Phys. Lett. B **519**, 238 (2001); S. Antusch, M. Drees, J. Kersten, M. Lindner and M. Ratz, Phys. Lett. B **525**, 130 (2002); see also T. Fukuyama and N. Okada, JHEP **0211**, 011 (2002).
- [3] J. R. Ellis and S. Lola, Phys. Lett. B **458**, 310 (1999); P. H. Chankowski, W. Krolkowski and S. Pokorski, Phys. Lett. B **473**, 109 (2000); P. H. Chankowski and S. Pokorski, Int. J. Mod. Phys. A **17**, 575 (2002).
- [4] R. Barbieri, J. R. Ellis and M. K. Gaillard, Phys. Lett. B **90**, 249 (1980); E. K. Akhmedov, Z. G. Berezhiani and G. Senjanovic, Phys. Rev. Lett. **69**, 3013 (1992); E. K. Akhmedov, Z. G. Berezhiani, G. Senjanovic and Z. J. Tao, Phys. Rev. D **47**, 3245 (1993); A. S. Joshipura, Phys. Rev. D **60**, 053002 (1999); A. de Gouvea and J. W. F. Valle, Phys. Lett. B **501**, 115 (2001).
- [5] F. Vissani, M. Narayan and V. Berezhinsky, Phys. Lett. B **571**, 209 (2003).
- [6] B. S. Koranga, M. Narayan and S. U. Sankar, hep-ph/0611186.
- [7] P. F. Harrison, D. H. Perkins and W. G. Scott, Phys. Lett. B **530**, 167 (2002); Phys. Lett. B **535**, 163 (2002); Z. Z. Xing, Phys. Lett. B **533**, 85 (2002); X. G. He and A. Zee, Phys. Lett. B **560**, 87 (2003); see also L. Wolfenstein, Phys. Rev. D **18**, 958 (1978).
- [8] S. Antusch *et al.*, Nucl. Phys. B **674**, 401 (2003).
- [9] S. Antusch, J. Kersten, M. Lindner, M. Ratz and M. A. Schmidt, JHEP **0503**, 024 (2005).
- [10] N. Haba and N. Okamura, Eur. Phys. J. C **14**, 347 (2000); N. Haba, Y. Matsui and N. Okamura, Eur. Phys. J. C **17**, 513 (2000); A. S. Joshipura, S. D. Rindani and N. N. Singh, Nucl. Phys. B **660**, 362 (2003); S. K. Agarwalla, M. K. Parida, R. N. Mohapatra and G. Rajasekaran, hep-ph/0611225.

- [11] A. Dighe, S. Goswami and P. Roy, Phys. Rev. D **73**, 071301 (2006).
- [12] An incomplete list of models is: S. F. King, JHEP **0508**, 105 (2005); I. de Medeiros Varzielas and G. G. Ross, Nucl. Phys. B **733**, 31 (2006); I. de Medeiros Varzielas, S. F. King and G. G. Ross, hep-ph/0512313; hep-ph/0607045; E. Ma and G. Rajasekaran, Phys. Rev. D **64**, 113012 (2001); K. S. Babu, E. Ma and J. W. F. Valle, Phys. Lett. B **552**, 207 (2003); E. Ma, Phys. Rev. D **70**, 031901 (2004); hep-ph/0409075; S. L. Chen, M. Frigerio and E. Ma, Nucl. Phys. B **724**, 423 (2005); E. Ma, Phys. Rev. D **72**, 037301 (2005); W. Grimus and L. Lavoura, JHEP **0601**, 018 (2006); F. Caravaglios and S. Morisi, hep-ph/0510321; P. Kovtun and A. Zee, Phys. Lett. B **640**, 37 (2006); Z. Z. Xing, H. Zhang and S. Zhou, Phys. Lett. B **641**, 189 (2006); N. Haba, A. Watanabe and K. Yoshioka, Phys. Rev. Lett. **97**, 041601 (2006); K. S. Babu, E. Ma and J. W. F. Valle, Phys. Lett. B **552**, 207 (2003); K. S. Babu and X. G. He, hep-ph/0507217; A. Zee, Phys. Lett. B **630**, 58 (2005); X. G. He, Y. Y. Keum and R. R. Volkas, JHEP **0604**, 039 (2006); G. Altarelli and F. Feruglio, Nucl. Phys. B **720**, 64 (2005); Nucl. Phys. B **741**, 215 (2006); G. Altarelli, F. Feruglio and Y. Lin, hep-ph/0610165; S. F. King and M. Malinsky, hep-ph/0610250.
- [13] T. Schwetz, Phys. Scripta **T127**, 1 (2006), hep-ph/0606060.
- [14] S. Hannestad, hep-ph/0602058.
- [15] C. Kraus *et al.*, Eur. Phys. J. C **40**, 447 (2005); V. M. Lobashev, Nucl. Phys. A **719**, 153 (2003).
- [16] A. Bandyopadhyay, S. Choubey and S. Goswami, Phys. Rev. D **67**, 113011 (2003).
- [17] H. Minakata, H. Nunokawa, W. J. C. Teves and R. Zukanovich Funchal, Phys. Rev. D **71**, 013005 (2005).
- [18] A. Bandyopadhyay *et al.*, Phys. Rev. **D72**, 033013 (2005).
- [19] P. Huber, M. Lindner, M. Rolinec, T. Schwetz and W. Winter, Phys. Rev. D **70**, 073014 (2004).
- [20] D. S. Ayres *et al.* [NOvA Collaboration], hep-ex/0503053.
- [21] F. Ardellier *et al.* [Double Chooz Collaboration], hep-ex/0606025.
- [22] F. Plentinger and W. Rodejohann, Phys. Lett. B **625**, 264 (2005).
- [23] S. Luo and Z. Z. Xing, Phys. Lett. B **632**, 341 (2006).
- [24] R. N. Mohapatra, S. Nasri and H. B. Yu, Phys. Lett. B **639**, 318 (2006).
- [25] M. Hirsch, E. Ma, J. C. Romao, J. W. F. Valle and A. Villanova del Moral, hep-ph/0606082.

- [26] A. Dighe, S. Goswami and P. Roy, in preparation.
- [27] R. N. Mohapatra, M. K. Parida and G. Rajasekaran, Phys. Rev. D **71**, 057301 (2005); J. Ellis *et al.*, Phys. Lett. B **631**, 32 (2005); S. T. Petcov, T. Shindou and Y. Takahashi, Nucl. Phys. B **738**, 219 (2006).
- [28] For a review see C. Aalseth *et al.*, hep-ph/0412300.
- [29] A. Yu. Smirnov, hep-ph/0604213.
- [30] M. Raidal, Phys. Rev. Lett. **93**, 161801 (2004); H. Minakata and A. Yu. Smirnov, Phys. Rev. D **70**, 073009 (2004); a complete phenomenological analysis can be found in K. A. Hochmuth and W. Rodejohann, hep-ph/0607103.
- [31] F. Vissani, hep-ph/9708483; V. D. Barger, S. Pakvasa, T. J. Weiler and K. Whisnant, Phys. Lett. B **437**, 107 (1998); A. J. Baltz, A. S. Goldhaber and M. Goldhaber, Phys. Rev. Lett. **81**, 5730 (1998); H. Georgi and S. L. Glashow, Phys. Rev. D **61**, 097301 (2000); I. Stancu and D. V. Ahluwalia, Phys. Lett. B **460**, 431 (1999).

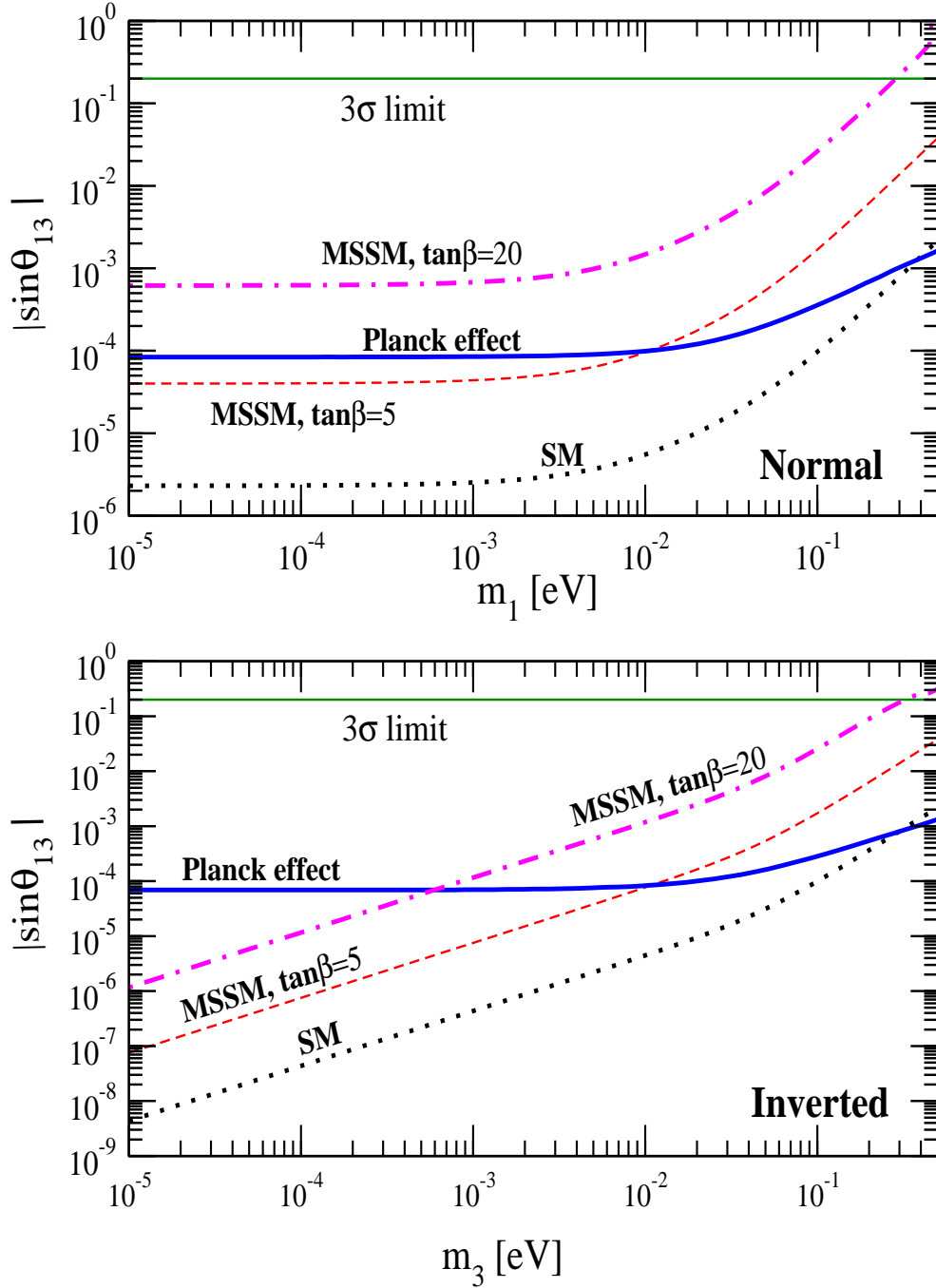


Figure 1: Maximal generated value of the initially vanishing quantity $|\sin \theta_{13}|$ as a function of the smallest neutrino mass for the normal (upper panel) and inverted (lower panel) mass ordering.

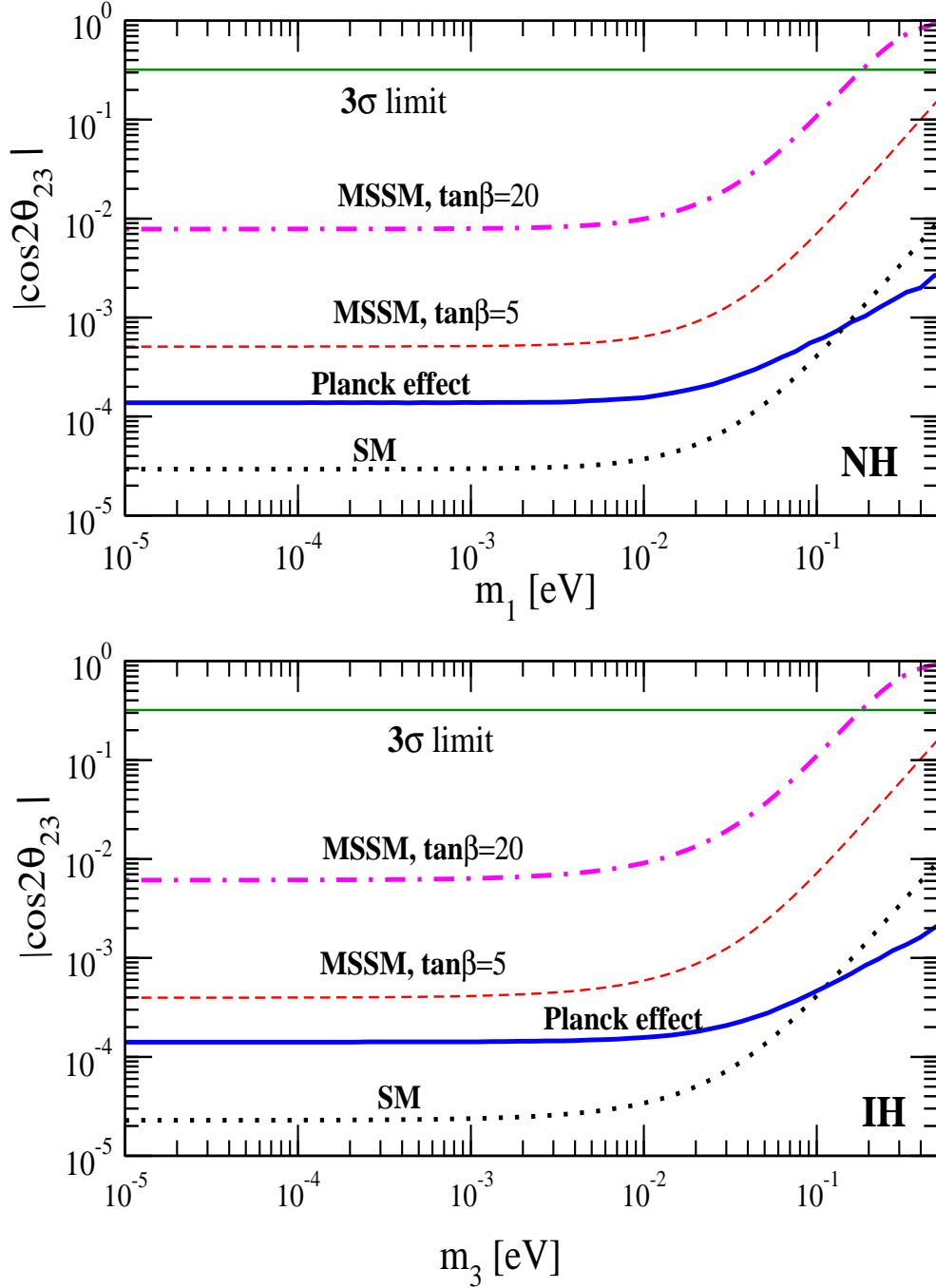


Figure 2: Maximal generated value of the initially vanishing quantity $|\cos 2\theta_{23}|$ as a function of the smallest neutrino mass for the normal (upper panel) and inverted (lower panel) mass ordering. In the MSSM the sign of $\cos 2\theta_{23}$ is negative (positive) for normal (inverted) ordering. The signs are reversed in the SM.

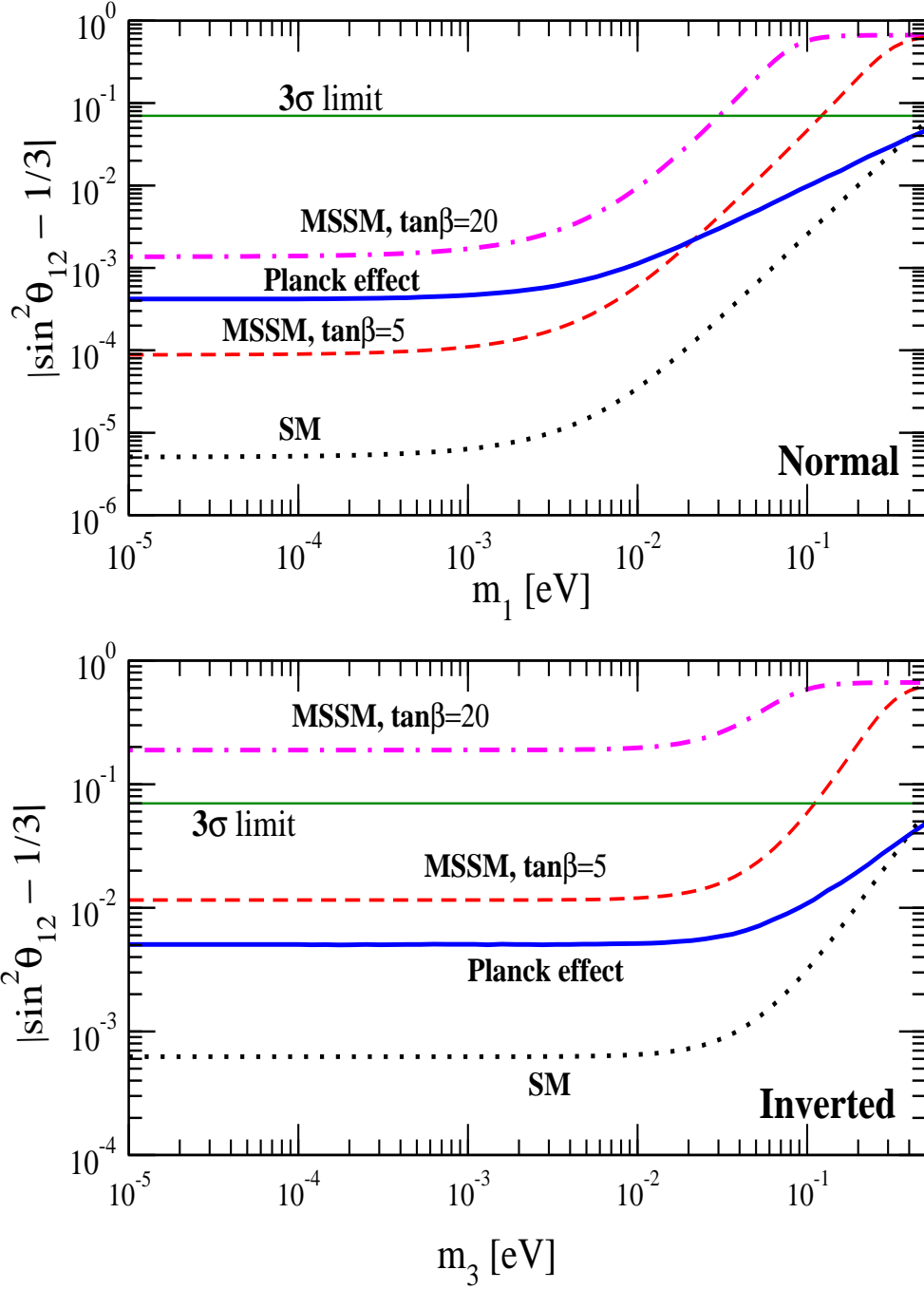


Figure 3: Maximal generated value of the initially vanishing quantity $|\sin^2 \theta_{12} - 1/3|$ as a function of the smallest neutrino mass for the normal (upper panel) and inverted (lower panel) mass ordering. The sign of $(\sin^2 \theta_{12} - 1/3)$ is always positive in the MSSM and always negative in the SM.