

Lepton distribution as a probe of new physics in production and decay of the t quark and its polarization

Rohini M. Godbole ^{a,1}, Saurabh D. Rindani ^{b,2}, Ritesh K. Singh ^{c,3}

^aCenter for High Energy Physics, IISc, Bangalore, 560 012, INDIA

^bPhysical Research Laboratory, Navarangpura, Ahmedabad 380 009, INDIA

^cLaboratoire de Physique Théorique, 91405 Orsay Cedex, FRANCE

¹rohini@cts.iisc.ernet.in, ²saurabh@prl.res.in, ³ritesh.singh@th.u-psud.fr

Abstract

We investigate the possibilities of studying new physics in various processes of t -quark production using kinematical distributions of the secondary lepton coming from decay of t quarks. We show that the angular distributions of the secondary lepton are insensitive to the anomalous tbW vertex and hence are pure probes of new physics in a generic process of t -quark production. The energy distribution of the lepton is distinctly affected by anomalous tbW couplings and can be used to analyze them independent of the production process of t quarks. The effects of t polarization on the distributions of the decay lepton are demonstrated for top-pair production process at a $\gamma\gamma$ -collider mediated by a heavy Higgs boson.

PACS number(s) : 14.65.Ha, 13.88.+e, 13.85.Qk

Keywords :top, polarization, anomalous top coupling

Contents

1	Introduction	1
2	Angular distribution of secondary leptons in $AB \rightarrow t\bar{t}$	2
3	Angular distribution of secondary leptons in $AB \rightarrow tP_1 \dots P_{n-1}$	4
4	Secondary lepton distribution and the top-quark polarization	6
5	Energy distribution of secondary leptons	8
6	Simple and qualitative probes of t polarization	10
7	The b-quark angular distribution	12
8	Discussions and Conclusions	13
A	Momentum reconstruction for the t quark	14

1 Introduction

The phenomenon of spontaneous symmetry breaking (SSB), which is responsible for generating masses for all fermions and weak bosons, lacks experimental verification. The Higgs boson, being a remnant degree of freedom after symmetry breaking, carries information about the phenomenon of symmetry breaking. Also the top quark, whose mass is very close to the electroweak symmetry breaking scale, is expected to provide a probe to understand the SSB in the Standard Model (SM). To this end, it is essential to study the couplings of the Higgs boson and the t quark with other SM particles with high precision. If these couplings are the same as those predicted in the SM then it confirms the symmetry breaking phenomenon. Else, one should look for physics beyond the SM. However for establishing SSB, the discovery of the Higgs boson and its characterization is essential.

The SM has been tested to be *the* model of particle interactions for all observed particles except the Higgs boson, which is not yet found, and the t quark, which has not been studied extensively at the colliders. Other than these two issues, the SM has met an unprecedented success experimentally. However, from a theoretical point of view it has some problems. For example, the mass of the SM Higgs boson is not stable against the radiative corrections. Also, the SM does not provides a first principle understanding of the phenomenon of CP violation even though it successfully parametrizes it in terms of the CKM phase. The understanding of the phenomenon of CP violation and the stabilization of Higgs mass requires one to look beyond the SM.

Any theory beyond the SM, which tries to stabilize the mass of the Higgs boson and/or explain the emergence of CP violation, invariably introduces new particles. These new particles are expected to have large couplings to the t quark owing to its large mass. Further, these new particles can affect the interpretation of electroweak precision data, allowing Higgs to be very different from the SM expectations. These deviations from the SM prescription can be calculated in the framework of a given extension of the SM. However, we adopt a model-independent approach to the study of the t quark and the Higgs boson. We allow, in our effective theory approach, the most general, CP -violating interactions of t and Higgs boson with other SM particles. For example, the coupling of the Higgs boson to fermions is

$$\mathcal{V}_{f\bar{f}\phi} = \frac{-iem_f}{m_W} (v_f + ia_f\gamma_5), \quad (1)$$

where in the SM we have $v_f = 1$, $a_f = 0$. Similarly for the tbW vertex we have the most general expression

$$\Gamma^\mu = \frac{g}{\sqrt{2}} \left[\gamma^\mu (f_{1L}P_L + f_{1R}P_R) - \frac{i\sigma^{\mu\nu}}{m_W} (p_t - p_b)_\nu (f_{2L}P_L + f_{2R}P_R) \right]. \quad (2)$$

For the SM we have, $f_{1L} = 1$ and the anomalous couplings $f_{1R} = f_{2L} = f_{2R} = 0$. These anomalous couplings may assume non-zero values in CP -violating extensions of the SM. Since these couplings can only arise at a higher order in a renormalizable theory, we assume that they will be small and retain only terms linear in the anomalous couplings. The couplings of the t quark with other gauge bosons can also be parametrized in a way similar to Eq. (2) in a model-independent way.

Such non-standard couplings may yield changed kinematical distributions and also changes in the polarization of the produced t quarks. At an e^+e^- Linear Collider (LC), t -quark production and decay are mediated by $SU(2) \otimes U(1)$ gauge bosons, which, in our effective theory approach, can be CP -violating. Further, at a photon linear collider (PLC) or for associated Higgs production with t quarks we have an additional source of CP violation in the production process through possible CP violation in the Higgs sector. Having CP -violating couplings both in production and decay of the t quark, precision measurement of the various couplings becomes difficult. The analysis would be much simpler if one can devise observables which are sensitive only to the anomalous coupling involved in the production process and are independent of the anomalous tbW vertex. We call these observables *decoupled observables*. These observables then used in conjunction with the remaining observables can yield information about the anomalous tbW vertex. A decoupled observable is the angular distribution of the secondary lepton coming from decay of the t quark. The energy distribution of the secondary lepton, on the other hand, depends upon the anomalous tbW couplings along with possible new physics in the production of the t quark. The angular distribution of the b quark from the decay of the t quark is also sensitive to the t polarization as well as the anomalous tbW vertex. It is worth noting that for the secondary lepton, the angular distribution in the rest frame of the t quark involves only the polarization of the parent quark, which clearly is independent of the decay.

The independence of lepton angular distribution from the anomalous tbW coupling has been observed for $e^+e^- \rightarrow t\bar{t}$ [1, 2] and $\gamma\gamma \rightarrow t\bar{t}$ [3, 4, 5] earlier, neglecting the b quark mass. It has also been shown that such a result holds independent of the initial state and hence applies to any inclusive t -quark production process for massive b quark [6]. This possibility gives us a tool to study CP violation at all colliders in the process involving t -quark production in a $2 \rightarrow 2$ reaction. In this paper we extend our earlier analysis [1, 4] to $2 \rightarrow n$ reactions with more relaxed assumptions on the kinematics and discuss the use of lepton distributions in reconstructing polarization of the t quark in a generic production process.

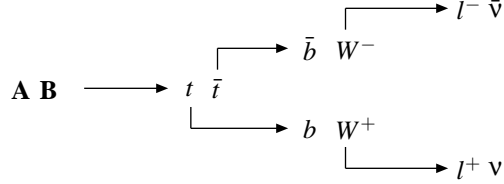


Figure 1: The diagram depicting generic $2 \rightarrow 2$ process of t -quark pair production and subsequent decays.

Polarization of the t quark is a good probe of new physics beyond the SM including CP violation and it can be estimated using the shape of the distributions of decay leptons [7, 8, 9, 10] or b quarks [11], or the polarization of the W [12, 13, 14]. Recently, a more realistic study of top quark spin measurement has been performed [15] using a newly devised method [16]. Top polarization has been studied in great detail within the SM at tree level in [17, 18], including electroweak corrections in [19, 20], including QCD corrections in [21, 22] and including both electroweak and QCD corrections in [23, 24]. The threshold effect in $t\bar{t}$ production and its polarization also has been studied in Refs. [25, 26, 27, 28, 29] within the framework of the SM. The new physics issues have also been addressed using t polarization as a tool [30]. Spin correlations in top pair production, as a probe of possible new physics, have been studied in Ref. [31] using optimal spin basis. QCD corrections to such correlations have also been studied [32, 33, 34].

In this paper we study the polarization of the t quark in a generic production process, which may contain any new physics, using kinematical distributions of secondary leptons, as well as of b quarks. We also consider the possibility of separately probing new physics in the top production process and the top decay process.

Our main results may be summarized as follows. The lepton angular distribution is shown to be completely insensitive to any anomalous tbW coupling assuming a narrow-width approximation for the t quark and keeping only terms linear in anomalous tbW couplings for any top-production process. The energy distribution is however only sensitive to anomalous tbW couplings in the rest frame of the t quark. Specific asymmetries involving lepton angular distribution relative to the top momentum can measure its polarization in a generic process of t -quark production.

The rest of the paper is organized as follows. In Section 2 we generalize the decoupling theorem for non-zero mass of the b quark and keeping all the anomalous couplings in Eq. (2) non-zero. We identify the main ingredients in arriving at the decoupling theorem and in Section 3 we extend it to a generic $2 \rightarrow n$ process of t -quark production. We also discuss the validity of this decoupling theorem on including radiative corrections. In Section 4 we construct lepton angular asymmetries to reconstruct the polarization density matrix of the decaying t for any generic process. In Section 5 we use the energy distribution of secondary lepton to probe anomalous tbW couplings and also discuss the possibility of probing t polarization using E_ℓ distributions. In Section 6, We demonstrate the effects of t polarization on the angular distribution of leptons at a $\gamma\gamma$ collider in the process $\gamma\gamma \rightarrow t\bar{t}$ proceeding via a non-standard Higgs boson mediation. Section 7 discusses use of the b -quark angular distribution in conjunction with lepton angular distribution as a probe of anomalous tbW vertex. We discuss our results in Section 8 and conclude.

2 Angular distribution of secondary leptons in $A B \rightarrow t \bar{t}$

First we will look at $t\bar{t}$ production at a collider (either e^+e^- or $\gamma\gamma$) and its decay into secondary leptons. We take the most general tbW vertex. The process is shown in Fig 1. The square of the matrix element for this process, with t decaying semi-leptonically and \bar{t} decaying inclusively, can be written as

$$|\overline{\mathcal{M}}|^2 = \frac{\pi\delta(p_t^2 - m_t^2)}{\Gamma_t m_t} \sum_{\lambda, \lambda'} \rho(\lambda, \lambda') \Gamma(\lambda, \lambda'), \quad (3)$$

using the narrow-width approximation for the t quark. Here we have

$$\rho(\lambda, \lambda') = M_\rho(\lambda) M_\rho^*(\lambda') \quad \text{and} \quad \Gamma(\lambda, \lambda') = M_\Gamma(\lambda) M_\Gamma^*(\lambda'), \quad (4)$$

where $M_\rho(\lambda)$ is the production amplitude of a t quark with helicity λ , and $M_\Gamma(\lambda)$ is the decay matrix element of a t quark with helicity λ . We will look at decay products of either t or \bar{t} at a time, while the other may decay inclusively. This is done to increase the statistics of the events. For \bar{t} decaying inclusively, we look at the process $A + B \rightarrow t\bar{t}b\nu\ell^+$. The differential cross-section for this process can be written as

$$d\sigma = \frac{(2\pi)^4}{2I} |\overline{\mathcal{M}}|^2 \delta^4(k_A + k_B - p_{\bar{t}} - p_b - p_\nu - p_\ell) \frac{d^3 p_{\bar{t}}}{2E_{\bar{t}}(2\pi)^3} \frac{d^3 p_b}{2E_b(2\pi)^3} \frac{d^3 p_\nu}{2E_\nu(2\pi)^3} \frac{d^3 p_\ell}{2E_\ell(2\pi)^3}, \quad (5)$$

where $I^2 = [s - (m_A + m_B)^2][s - (m_A - m_B)^2]$. Using the expression for $|\overline{\mathcal{M}}|^2$ and inserting

$$1 = \int d^4 p_t \delta^4(p_t - p_b - p_\nu - p_\ell) = \int d(p_0^2) \frac{d^3 p_t}{2p_0} \theta(p_0^2) \delta^4(p_t - p_b - p_\nu - p_\ell) \quad (6)$$

in Eq. (5), we can rewrite the differential cross-section after integrating over p_0^2 as

$$\begin{aligned} d\sigma &= \sum_{\lambda, \lambda'} \left[\frac{(2\pi)^4}{2I} \rho(\lambda, \lambda') \delta^4(k_A + k_B - p_{\bar{t}} - p_t) \frac{d^3 p_{\bar{t}}}{2E_{\bar{t}}(2\pi)^3} \frac{d^3 p_t}{2E_t(2\pi)^3} \right] \\ &\times \left[\frac{1}{\Gamma_t} \left(\frac{(2\pi)^4}{2m_t} \Gamma(\lambda, \lambda') \delta^4(p_t - p_b - p_\nu - p_\ell) \frac{d^3 p_b}{2E_b(2\pi)^3} \frac{d^3 p_\nu}{2E_\nu(2\pi)^3} \right) \frac{d^3 p_\ell}{2E_\ell(2\pi)^3} \right]. \end{aligned} \quad (7)$$

The narrow-width approximation for the t quark is a very important assumption in arriving at Eq. (7), where the differential cross-section for the full process is expressed as the product of the differential cross-section of $t\bar{t}$ production and the differential decay rate of the t quark. The term in the first pair of square brackets in Eq. (7) can be written as

$$\int \frac{d^3 p_{\bar{t}}}{2E_{\bar{t}}(2\pi)^3} \frac{d^3 p_t}{2E_t(2\pi)^3} \frac{(2\pi)^4}{2I} \rho(\lambda, \lambda') \delta^4(k_A + k_B - p_{\bar{t}} - p_t) = d\sigma_{2 \rightarrow 2}(\lambda, \lambda') d\cos\theta_t, \quad (8)$$

Similarly, the term in the second square bracket in Eq. (7) can be integrated in the rest frame of the t quark to give

$$\begin{aligned} &\frac{1}{\Gamma_t} \frac{(2\pi)^4}{2m_t} \int \frac{d^3 p_\ell}{2E_\ell(2\pi)^3} \frac{d^3 p_b}{2E_b(2\pi)^3} \frac{d^3 p_\nu}{2E_\nu(2\pi)^3} \Gamma(\lambda, \lambda') \delta^4(p_t - p_b - p_\nu - p_\ell) \\ &= \frac{1}{\Gamma_t} \frac{(2\pi)^4}{2m_t} \int \frac{d^3 p_\ell}{2E_\ell(2\pi)^3} dE_b d\phi_b \frac{1}{4} \frac{1}{E_\ell} \frac{1}{(2\pi)^6} \Gamma(\lambda, \lambda') \\ &= \frac{1}{32\Gamma_t m_t} \frac{E_\ell}{(2\pi)^4} \frac{\langle \Gamma(\lambda, \lambda') \rangle}{m_t E_\ell} dE_\ell d\Omega_\ell dp_W^2. \end{aligned} \quad (9)$$

Here angular brackets denote an average over the azimuthal angle of the b quark w.r.t the plane of the t and the ℓ momenta chosen as the $x-z$ plane, where the z axis points in the direction of the lepton momentum. We first change the angular variables of the b quark from $[\cos\theta_b, \phi_b]$ to $[\cos\theta_{b\ell}, \phi_{b\ell}]$ and then average over $\phi_{b\ell}$. Further, the integral over E_b is replaced by an integral over the invariant mass of the W boson, p_W^2 . Boosting the above expressions to the c.m. frame one can rewrite Eq.(7) as

$$d\sigma = \frac{1}{32\Gamma_t m_t} \frac{E_\ell}{(2\pi)^4} \left[\sum_{\lambda, \lambda'} d\sigma_{2 \rightarrow 2}(\lambda, \lambda') \times \left(\frac{\langle \Gamma(\lambda, \lambda') \rangle}{m_t E_\ell^0} \right)_{\text{c.m.}} \right] d\cos\theta_t dE_\ell d\cos\theta_\ell d\phi_\ell dp_W^2, \quad (10)$$

where E_ℓ^0 is the lepton energy in the rest frame of the t quark.

In the rest frame of the t quark with the z axis along the direction of the boost of the t quark to the lab frame, and the $x-z$ plane coincident with the $x-z$ plane of the lab frame, the expressions for $\langle \Gamma(\lambda, \lambda') \rangle$ are given by

$$\begin{aligned} \langle \Gamma(\pm, \pm) \rangle &= g^4 m_t E_\ell^0 |\Delta_W(p_W^2)|^2 (1 \pm \cos\theta_t) \times F(E_\ell^0), \\ \langle \Gamma(\pm, \mp) \rangle &= g^4 m_t E_\ell^0 |\Delta_W(p_W^2)|^2 (\sin\theta_t e^{\pm i\phi_t}) \times F(E_\ell^0). \end{aligned} \quad (11)$$

Here $\Delta(p_W^2)$ is the W -boson propagator and $F(E_\ell^0)$ is given by

$$\begin{aligned} F(E_\ell^0) &= \left[(m_t^2 - m_b^2 - 2p_t \cdot p_l) \left(|f_{1L}|^2 + \Re(f_{1L} f_{2R}^*) \frac{m_t}{m_W} \frac{p_W^2}{p_t \cdot p_l} \right) \right. \\ &\quad \left. - 2\Re(f_{1L} f_{2L}^*) \frac{m_b}{m_W} p_W^2 - \Re(f_{1L} f_{1R}^*) \frac{m_b m_t}{p_t \cdot p_l} p_W^2 \right]. \end{aligned} \quad (12)$$

Eq. (11) assumes that all the anomalous tbW couplings other than f_{1L} are small, and terms quadratic in them are dropped. The azimuthal correlation between b and ℓ is sensitive to the anomalous tbW couplings. The averaging eliminates any such dependence and we get $\langle \Gamma(\lambda, \lambda') \rangle$ factorized into angular part $A(\lambda, \lambda')$ and energy dependent part $F(E_\ell^0)$. In short the expression for decay density matrix can be written as

$$\langle \Gamma(\lambda, \lambda') \rangle = (m_t E_\ell^0) |\Delta(p_W^2)|^2 g^4 A(\lambda, \lambda') F(E_\ell^0). \quad (13)$$

Here $A(\lambda, \lambda')$ depends upon the polar and azimuthal angles of ℓ alone in the rest frame of t and $F(E_\ell^0)$ depends only upon lepton energy, various masses and couplings. After boosting to the c.m. or lab frame, they pick up additional dependence

on E_t and θ_t . The most important point is that $\langle \Gamma(\lambda, \lambda') \rangle$ factorizes into a pure angular part, $A(\lambda, \lambda')$ and a pure energy part, $F(E_\ell)$. Thus the angular dependence of the density matrix remains insensitive to the anomalous tbW couplings up to an overall factor $F(E_\ell)$. Putting the expression for decay density matrix in Eq. (7) we get

$$d\sigma = \frac{1}{32 \Gamma_t m_t} \frac{1}{(2\pi)^4} \left[\sum_{\lambda, \lambda'} d\sigma_{2 \rightarrow 2}(\lambda, \lambda') \times g^4 A(\lambda, \lambda') \right] d \cos \theta_t d \cos \theta_\ell d\phi_\ell \times E_\ell F(E_\ell) dE_\ell dp_W^2. \quad (14)$$

Since the E_ℓ -dependent part has factored out, one can integrate this out. The limits of integration for E_ℓ in the c.m. frame are given by

$$\frac{p_W^2}{2E_t} \frac{1}{1 - \beta_t \cos \theta_{t\ell}} \leq E_\ell \leq \frac{m_t^2 - m_b^2}{2E_t} \frac{1}{1 - \beta_t \cos \theta_{t\ell}},$$

and after integration we get

$$\int dE_\ell E_\ell F(E_\ell) = \frac{1}{E_t^2 (1 - \beta_t \cos \theta_{t\ell})^2} \left[-\frac{|f_{1L}|^2}{12} \left((m_t^2 - m_b^2)^3 - (p_W^2)^3 \right) + \left(|f_{1L}|^2 (m_t^2 - m_b^2) - 2\Re(f_{1L} f_{2R}^*) \frac{m_t p_W^2}{m_W} - 2\Re(f_{1L} f_{2L}^*) \frac{m_b p_W^2}{m_W} \right) \frac{(m_t^2 - m_b^2)^2 - (p_W^2)^2}{8} + \left((m_t^2 - m_b^2) \Re(f_{1L} f_{2R}^*) \frac{m_t p_W^2}{m_W} - \Re(f_{1L} f_{1R}^*) m_b m_t p_W^2 \right) (m_t^2 - m_b^2 - p_W^2) \right] \quad (15)$$

$$= \frac{G(\{m_i\}, \{f_i\}, p_W^2)}{E_t^2 (1 - \beta_t \cos \theta_{t\ell})^2}. \quad (16)$$

Here G depends only upon masses $\{m_i\}$ and couplings $\{f_i\}$ apart from p_W^2 . The same factor G appears in the expression for the decay width Γ_t as well, and cancels in Eq(14) after integration over p_W^2 , leaving the differential rate independent of any anomalous tbW vertex. This *decoupling* of lepton distribution from the anomalous tbW couplings has been shown using the same method in Ref.[4] for massless b quarks for the case of $\gamma\gamma \rightarrow t\bar{t}$. Here we already extended the decoupling result to include (1) a massive b quark, (2) all the anomalous tbW couplings and (3) finite width of the W boson. The important approximations/assumptions in arriving at this result are :

1. Narrow-width approximation for the t quark.
2. Smallness of f_{1R} , f_{2L} and f_{2R} .
3. $t \rightarrow bW(\nu\ell)$ as the only decay channel of the t quark.

The first of these, viz., the narrow-width approximation for the t quark, is used to factorize the differential cross-section into the production and the decay of the t quark as shown in Eq. (7). The second assumption, i.e. the smallness of the anomalous couplings is essential for the factorization of $\langle \Gamma(\lambda, \lambda') \rangle$ into a purely angular and a purely energy-dependent part. If the lepton spectrum is calculated keeping the quadratic terms, as would be necessary for large couplings, no factorization of $\langle \Gamma(\lambda, \lambda') \rangle$ is observed [35]. The third assumption is necessary for *exact* cancellation of G in the numerator and Γ_t . If there are other decay modes of the t quark than bW , then it will result in an extra factor of branching ratio, which is an overall constant depending upon anomalous coupling. This still maintains the decoupling of angular distribution of leptons up to an overall scale. We see that only the first two assumptions are necessary conditions to achieve the decoupling while the last one only simplify the calculation. After factorization of the differential rates into production and decay part the most important ingredient in achieving the decoupling theorem is the factorization of $\langle \Gamma(\lambda, \lambda') \rangle$ into purely angular and purely energy-dependent part, with the angular part being independent of any anomalous tbW coupling. This factorization is achieved by averaging over the azimuthal angle of b quarks and keeping only the linear terms in the anomalous tbW couplings. Thus, as far as the anomalous tbW couplings are small and we do not look for any correlation between azimuthal angles of ℓ and b , the lepton angular distributions remain insensitive to (or decoupled from) any anomalous tbW couplings.

3 Angular distribution of secondary leptons in $A B \rightarrow t P_1 \dots P_{n-1}$

After identifying the requisites to arrive at the decoupling of lepton distribution from anomalous tbW vertex, we intend to look at the other process of t -quark production followed by its semi-leptonic decay. In this section the only approximations

made will be a narrow-width approximation for t quarks and smallness of anomalous tbW couplings. The reaction tree of one of such processes is shown in Fig. 2. The final state particles P_i may decay inclusively. After using the narrow-width

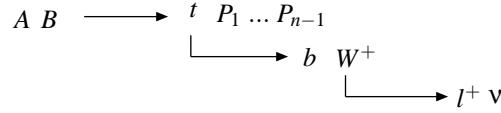


Figure 2: Diagram depicting $2 \rightarrow n$ process

approximation for the t quark, the expression for differential cross-section, similar to Eq. (7), can be written as :

$$\begin{aligned}
d\sigma &= \sum_{\lambda, \lambda'} \left[\frac{(2\pi)^4}{2I} \rho(\lambda, \lambda') \delta^4 \left(k_A + k_B - p_t - \left(\sum_i^{n-1} p_i \right) \right) \frac{d^3 p_t}{2E_t (2\pi)^3} \prod_i^{n-1} \frac{d^3 p_i}{2E_i (2\pi)^3} \right] \\
&\times \left[\frac{1}{\Gamma_t} \frac{(2\pi)^4}{2m_t} \Gamma(\lambda, \lambda') \delta^4(p_t - p_b - p_\nu - p_\ell) \frac{d^3 p_b}{2E_b (2\pi)^3} \frac{d^3 p_\nu}{2E_\nu (2\pi)^3} \frac{d^3 p_\ell}{2E_\ell (2\pi)^3} \right]. \quad (17)
\end{aligned}$$

In the c.m. frame we choose a set of axes such that the production plane of the t quark defines the azimuthal reference $\phi = 0$ and rewrite the production part as

$$\int \frac{d^3 p_t}{2E_t (2\pi)^3} \prod_i^{n-1} \frac{d^3 p_i}{2E_i (2\pi)^3} \frac{(2\pi)^4}{2I} \rho(\lambda, \lambda') \delta^4 \left(k_A + k_B - p_t - \left(\sum_i^{n-1} p_i \right) \right) = d\sigma_{2 \rightarrow n}(\lambda, \lambda') dE_t d \cos \theta_t. \quad (18)$$

We will continue to use the symbol $d\sigma_{2 \rightarrow n}(\lambda, \lambda')$ whether or not the above integral can be done in a closed form. Using this we write the expression for $d\sigma$ similar to Eq. (14) as

$$\begin{aligned}
d\sigma &= \frac{1}{32 \Gamma_t m_t (2\pi)^4} \left[\sum_{\lambda, \lambda'} d\sigma_{2 \rightarrow n}(\lambda, \lambda') \times g^4 A(\lambda, \lambda') \right] dE_t d \cos \theta_t d \cos \theta_\ell d\phi_\ell \\
&\times E_\ell F(E_\ell) dE_\ell dp_W^2 \quad (19)
\end{aligned}$$

Again, the E_ℓ integration will give the same factor as that appearing in the expression for Γ_t which will cancel between the numerator and denominator as in the case of $2 \rightarrow 2$ process of t -quark production. Thus we have demonstrated the decoupling of angular distribution of the leptons from anomalous tbW couplings for a most general $2 \rightarrow n$ production process for the t quark. Any observable constructed using the angular variables of the secondary lepton will thus be completely independent of the anomalous tbW vertex. Hence it is a pure probe of couplings involved in the corresponding production process and the effect of any anomalous coupling in decay process has been *filtered* out by averaging over azimuthal angle of the b quark and the energy of the decay leptons. Further, for hadronic decay of the t quark $W \rightarrow u\bar{d}$, where u stands for u and c quarks, and d stands for d and s quarks, the decoupling goes through. The role of ℓ is taken by down-type quarks, the $T_3 = -1/2$ fermions in the $SU(2)$ doublet. For construction of these angular distributions one need to distinguish the \bar{d} -jet from the u -jet, which requires charge determination of light quarks. This, however, is not possible. Thus, though \bar{d} -jets provides a high-statistics *decoupled* angular distribution, it cannot be used and in real experiments we have to use only the angular distribution of the lepton.

The angular distribution of leptons has been used to probe new physics in various processes of $t\bar{t}$ production at LC [36] and photon collider [37]. All of these studies assume a massless b quark and hence the effect of only f_{2R} in the tbW vertex. With the above-mentioned proof of decoupling all the results of Ref. [36, 37] can be extended to a massive b quark, and keeping all the anomalous tbW couplings making those analyses more realistic.

Radiative corrections : The general proof of decoupling of lepton angular distribution for $2 \rightarrow n$ process goes through even after including the radiative corrections. Any radiative correction to $2 \rightarrow n$ process includes a $2 \rightarrow n$ process with a loop and a $2 \rightarrow n+1$ process for a soft photon (gluon) emission. Since the decoupling is valid for both these processes it remains valid for the radiatively corrected production part. Further, radiative correction to the full process involves correction to the production process alone, correction to the decay process alone and the non-factorizable correction. The correction to the production part can be absorbed in re-definition of $\rho(\lambda, \lambda')$ as mentioned above. Some of the radiative correction to the decay process can be parametrized in terms of various anomalous tbW couplings shown in Eq. (2). However the real photon (gluon) emission from decay products of the t quark can alter the energy and angle factorization of $\Gamma(\lambda, \lambda')$. For semi-leptonic decay, the QCD correction to the above factorization is very small, at per-mill level [38]. Since we work in the narrow-width approximation for t quarks, which is correct only up to $O(\Gamma_t/m_t) \sim O(1\%)$, the per-mill correction to the decay density matrix can be ignored.

Hadronic decay channels : For hadronic decays of the t quark, i.e. for $W^+ \rightarrow u\bar{d}(c\bar{s})$, the angular distribution of \bar{d} receives additional QCD correction as compared to the leptonic channel. These QCD corrections to $t \rightarrow bu\bar{d}$ are large,

about 7% [39]. The factorization of $\Gamma(\lambda, \lambda')$ receives a large correction and \bar{d} angular distributions is modified due to radiative corrections. This further favours the case of semi-leptonic decay channel for the t quark for analysis of various new physics issues.

Non-factorizable corrections : The non-factorizable corrections have been calculated for different $2 \rightarrow 2$ process for $t\bar{t}$ production and subsequent decays [40, 41, 42]. These corrections could be as large as 100% for an e^+e^- initial state near $t\bar{t}$ threshold for an off-shell t quark. The magnitude of these corrections gets smaller as one goes away from threshold for an off-shell t quark and is exactly zero for an on-shell t quark [40]. Thus, we can drop the non-factorizable correction owing to the on-shell approximation of t quarks.

Thus we see that the decoupling of lepton distribution is valid for radiatively corrected distributions too. Hence the lepton angular distribution can serve as a pure and robust probe of possible new physics in the production process of t quarks. We must, however, note that such a decoupling is possible after averaging over the lepton energy in the entire allowed range. In the lab frame, due to boost of the t quark, E_ℓ^{lab} may be smaller than the usual energy cut. These de-selected soft leptons can modify the decoupling and a weak dependence on anomalous tbW -vertex can re-enter. For t quarks with velocity $\sim 0.7c$ in the lab frame, the minimum value of E_ℓ^{lab} is about 8 GeV, hence survives the energy cut. For numerical analysis we choose the collider energy such that the minimum energy of the lepton is above the typical energy cut.

4 Secondary lepton distribution and the top-quark polarization

In this section we will explore probing the t -quark polarization through the lepton angular distributions. We start with Eq. (17). The terms in square brackets are Lorentz invariant by themselves and one can calculate them in any frame of reference. Thus we integrate completely the first square bracket in the rest frame of the top quark, and denote it as

$$\sigma(\lambda, \lambda') = \int \frac{d^3 p_t}{2E_t(2\pi)^3} \left(\prod_{i=1}^{n-1} \frac{d^3 p_i}{2E_i(2\pi)^3} \right) \frac{(2\pi)^4}{2I} \rho(\lambda, \lambda') \delta^4 \left(k_A + k_B - p_t - \left(\sum_{i=1}^{n-1} p_i \right) \right). \quad (20)$$

Here the total cross-section for our $2 \rightarrow n$ process is given by $\sigma_{tot} = \sigma(+, +) + \sigma(-, -)$, whereas the off-diagonal terms in $\sigma(\lambda, \lambda')$ are production rates of the t quark with *transverse polarization*. The most general polarization density matrix of a fermion is parametrized as

$$P_t = \frac{1}{2} \begin{pmatrix} 1 + \eta_3 & \eta_1 - i\eta_2 \\ \eta_1 + i\eta_2 & 1 - \eta_3 \end{pmatrix}, \quad (21)$$

where

$$\begin{aligned} \eta_3 &= (\sigma(+, +) - \sigma(-, -)) / \sigma_{tot} \\ \eta_1 &= (\sigma(+, -) + \sigma(-, +)) / \sigma_{tot} \\ i \eta_2 &= (\sigma(+, -) - \sigma(-, +)) / \sigma_{tot} \end{aligned} \quad (22)$$

and

$$\sigma(\lambda, \lambda') = \sigma_{tot} P_t(\lambda, \lambda'). \quad (23)$$

Here η_3 is the average helicity or the longitudinal polarization and $\eta_{1,2}$ are two transverse polarizations of the top quark. Further, using the factorization of $\langle \Gamma(\lambda, \lambda') \rangle$ into angular and energy-dependent parts, we can write the second square bracket in the rest frame of the top quark as

$$\frac{1}{\Gamma_t} \frac{(2\pi)^4}{2m_t} \int \frac{d^3 p_b}{2E_b(2\pi)^3} \frac{d^3 p_\nu}{2E_\nu(2\pi)^3} \frac{d^3 p_\ell}{2E_\ell(2\pi)^3} \Gamma(\lambda, \lambda') \delta^4(p_t - p_b - p_\nu - p_\ell) = C A(\lambda, \lambda') d\Omega_\ell. \quad (24)$$

In the above, C is a constant obtain after doing all the other integrations and after cancelling the factor of G in Eq. (16) between numerator and the Γ_t in the denominator. Here $A(\lambda, \lambda')$ is the only factor that depends upon angle of lepton and is given by

$$A(\pm, \pm) = (1 \pm \cos\theta_l), \quad A(\pm, \mp) = \sin\theta_l e^{\pm i\phi_l} \quad (25)$$

Using Eqs. (20) (23) and Eq. (24) Eq. (17) gives the differential cross-section as

$$\frac{d\sigma}{d\cos\theta_l d\phi_l} = C \sigma_{tot} [1 + \eta_3 \cos\theta_l + \eta_1 \sin\theta_l \cos\phi_l + \eta_2 \sin\theta_l \sin\phi_l]. \quad (26)$$

From the above expression, it is simple to calculate the polarization of the top quark in terms of polar and azimuthal asymmetries. The expressions for η_i are as follows.

$$\begin{aligned}
\frac{\eta_3}{2} &= \frac{1}{4\pi C \sigma_{tot}} \left[\int_0^1 d\cos\theta_l \int_0^{2\pi} d\phi_l \frac{d\sigma}{d\cos\theta_l d\phi_l} - \int_{-1}^0 d\cos\theta_l \int_0^{2\pi} d\phi_l \frac{d\sigma}{d\cos\theta_l d\phi_l} \right], \\
\frac{\eta_2}{2} &= \frac{1}{4\pi C \sigma_{tot}} \left[\int_{-1}^1 d\cos\theta_l \int_0^{\pi} d\phi_l \frac{d\sigma}{d\cos\theta_l d\phi_l} - \int_{-1}^1 d\cos\theta_l \int_{\pi}^{2\pi} d\phi_l \frac{d\sigma}{d\cos\theta_l d\phi_l} \right], \\
\frac{\eta_1}{2} &= \frac{1}{4\pi C \sigma_{tot}} \left[\int_{-1}^1 d\cos\theta_l \int_{-\pi/2}^{\pi/2} d\phi_l \frac{d\sigma}{d\cos\theta_l d\phi_l} - \int_{-1}^1 d\cos\theta_l \int_{\pi/2}^{3\pi/2} d\phi_l \frac{d\sigma}{d\cos\theta_l d\phi_l} \right]. \tag{27}
\end{aligned}$$

Above, we have $4\pi C = BR(t \rightarrow b\nu)$. These asymmetries can also be represented in terms of the spin-basis vectors of the t quark. The spin-basis vectors of the top quark in the rest frame are given by

$$s_1^\mu = (0, 1, 0, 0), \quad s_2^\mu = (0, 0, 1, 0), \quad s_3^\mu = (0, 0, 0, 1) \tag{28}$$

The expressions for the top polarizations given in Eq. (27) can also be written as the following asymmetries :

$$\begin{aligned}
\frac{\eta_3}{2} &= \frac{\sigma(p_\ell \cdot s_3 < 0) - \sigma(p_\ell \cdot s_3 > 0)}{4\pi C \sigma_{tot}}, \\
\frac{\eta_2}{2} &= \frac{\sigma(p_\ell \cdot s_2 < 0) - \sigma(p_\ell \cdot s_2 > 0)}{4\pi C \sigma_{tot}}, \\
\frac{\eta_1}{2} &= \frac{\sigma(p_\ell \cdot s_1 < 0) - \sigma(p_\ell \cdot s_1 > 0)}{4\pi C \sigma_{tot}}. \tag{29}
\end{aligned}$$

In other words, the average polarizations of the t quark can be written as expectation values of the signs of $(p_\ell \cdot s_i)$. Here we note that Eq. (29) is valid in any frame of reference and is identical to Eq. (27) when $p_\ell \cdot s_i$ are written in the rest frame of top-quark. We also note that expectation values of $(p_\ell \cdot s_i)$ has been considered in Ref. [27] as probe of t -quark polarizations. Our Eq. (29), however, relates the average t polarization to simple asymmetries, which involves only number-counting experiments subjected to specific kinematical cuts.

In the lab frame where the top-quark production plane defines the $\phi_l = 0$ plane and its momentum is

$$p_t^\mu = E_t(1, \beta_t \sin\theta_t, 0, \beta_t \cos\theta_t),$$

we have

$$s_1^\mu = (0, -\cos\theta_t, 0, \sin\theta_t), \quad s_2^\mu = (0, 0, 1, 0), \quad s_3^\mu = E_t(\beta_t, \sin\theta_t, 0, \cos\theta_t)/m_t. \tag{30}$$

With this choice of reference frame it is easy to see that η_2 is the *up-down* asymmetry of secondary leptons w.r.t. the production plane of t quarks. The other two polarization are more complicated asymmetries. η_3 is longitudinal polarization $P_{||}$, η_1 is the transverse polarization in the production plane of the t quark P_{\perp} and η_2 is the transverse polarization perpendicular to the production plane P_N . η_2 is odd under naive time reversal and hence is sensitive to the absorptive part of the production matrix element. This can arise either due to some new physics or simply due to the QCD corrections to the production process. Other two degrees of polarization appear due to parity-violating interactions or simply due to the polarization of initial states.

In order to calculate the top polarization directly in the lab frame using Eq. (29), we need to measure the momentum of the lepton along with $(\beta_t, \cos\theta_t)$ to evaluate the s_i^μ . The easiest of the three is the measurement of η_2 which requires the reconstruction of only the t -production plane. The next is η_1 which requires $\cos\theta_t$ on top of the production plane, and the most difficult is η_3 which requires reconstruction of the full t -quark momentum, i.e. β_t and $\cos\theta_t$. A discussion of the t -quark momentum reconstruction is given in Appendix A. This method of measuring the polarization does not depend upon the process of top production and hence can be applied to all processes and in any frame of reference. The freedom to choose any frame of reference allows us to consider the hadron collider and photon collider without any additional difficulty. The most important point here is that this measurement is not contaminated by the anomalous decay of the t quark and hence a *true* probe of its polarization. The effect of anomalous couplings or even the radiative corrections shows up in the energy distribution of the decay leptons.

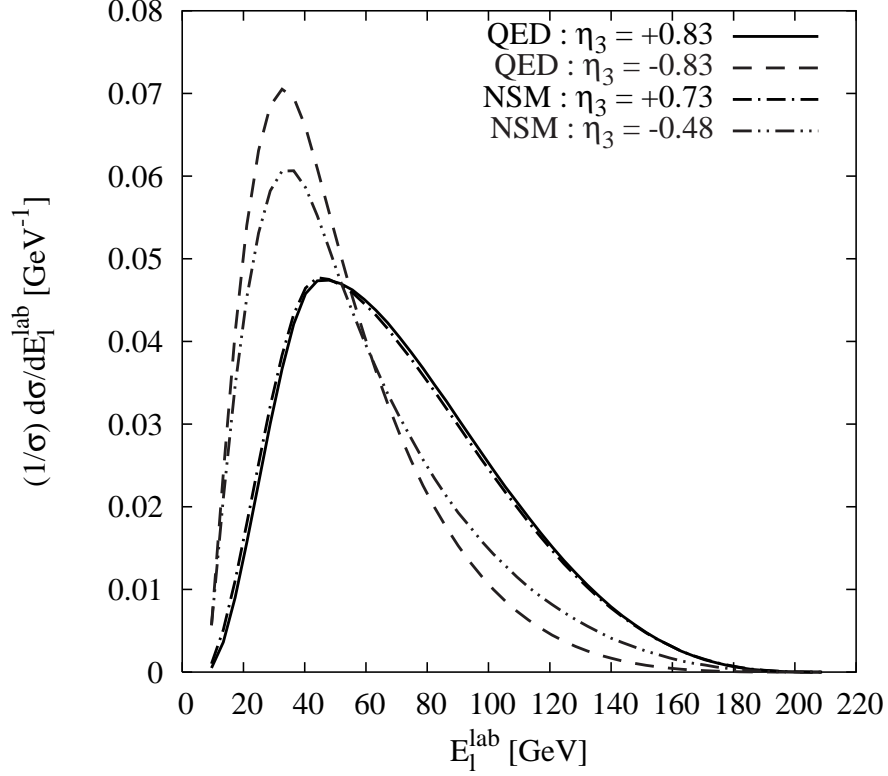


Figure 3: The distribution in the energy of the lepton in the lab frame with P^+ (positively polarized) and P^- (negatively polarized) initial states for both pure QED contribution and for the $t\bar{t}$ production including the contribution for a non-standard (NSM) Higgs boson.

5 Energy distribution of secondary leptons

From Eq. (19) it is clear that the energy distribution of the lepton depends upon $F(E_\ell)$ only. The only way the effect of production process enters the E_ℓ distribution in the lab frame is through boost parameters E_t and $\cos\theta_{t\ell}$. Since $\cos\theta_{t\ell}$ distribution depends upon the polarization of the decaying t quarks, the E_ℓ distribution show sensitivity to the t polarization. However, in the rest frame the E_ℓ^0 distribution is completely independent of the t -production process and its polarization. The only dependence in the rest frame is on the anomalous couplings and it can be used to measure them. In the following we will demonstrate this feature of the E_ℓ distribution at a photon linear collider (PLC).

For simplicity, we consider a massless b quark and a narrow-width approximation for W bosons. With the former assumption only f_{2R} contributes to the E_ℓ distribution. We consider the production process $\gamma\gamma \rightarrow t\bar{t}$ with/without contribution from $\gamma\gamma \rightarrow \phi \rightarrow t\bar{t}$ [4], where ϕ is a non-standard (NSM) Higgs boson of mass 475 GeV, width 2.5 GeV. Further, we take for the top couplings (S_t, P_t) and γ couplings (S_γ, P_γ) of the Higgs boson, defined in Ref. [4], the following arbitrarily chosen values : $S_t = 0.2$, $P_t = 0.4$, $S_\gamma = 4.0 + i 0.5$ and $P_\gamma = 1.25 + i 2.0$. We then study the change in polarization of the t quark and its effect on the E_ℓ distribution. We use the ideal photon spectrum [43] and calculate various kinematical distributions for polarized initial states denoted by

$$P^+ \equiv \lambda_{e^-} = \lambda_{e^+} = +, \lambda_1 = \lambda_2 = - \quad \text{and} \quad P^- \equiv \lambda_{e^-} = \lambda_{e^+} = -, \lambda_1 = \lambda_2 = +.$$

For a PLC running at 600 GeV, QED prediction for polarization is +0.83 with P^+ and -0.83 with P^- initial states. The polarization in the presence of a non-standard Higgs boson is +0.73 and -0.48 for P^+ and P^- initial states respectively. For the two choices of polarized initial states the E_ℓ distribution is shown in Fig. 3 for both QED and (NSM Higgs + QED), where the latter is denoted by ‘‘NSM’’. Here $f_{2R} = 0$ is assumed. We see that the E_ℓ distribution is peaked at lower values of E_ℓ when the t quark is negatively polarized and the peak of the distribution is shifted to a higher value for positively polarized t quarks. This can be understood as follows. In the rest frame of the t quark the angular distribution of leptons is $(1 + \eta_3 \cos\theta_\ell)$. Thus for a positively polarized t quark most of the decay leptons come in the forward direction, i.e. the direction of the would-be momentum of the t quark. Thus after a boost from the rest frame to the lab frame the energies of these leptons are increased. This explains the shifted peak for a positively polarized t quark. Similarly, for negative polarization most of the decay leptons come out in the backward direction w.r.t. the lab momentum of the t quark. This results in an opposite boost and hence decrease in the energy of the leptons. In other words, it leads to

increase in lepton counts for lower energy. This explains the large peak in E_ℓ distribution at lower E_ℓ . Further, for the case of P^- initial state, there is large modification in the values of t polarization due to Higgs contribution as against pure QED prediction. This large difference shows up in the dashed and dashed-double-dotted curves in Fig. 3. The E_ℓ distribution

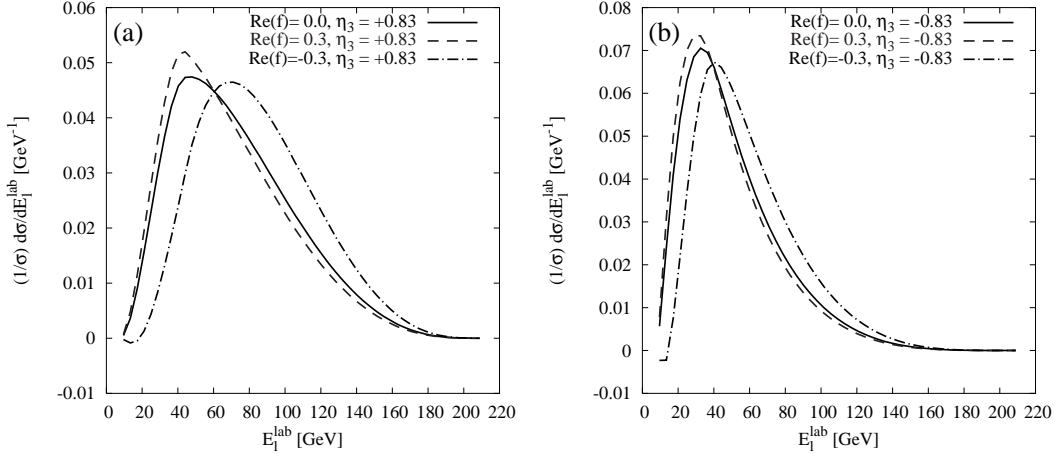


Figure 4: The distribution in the energy of the lepton in the lab frame within QED for different values of $\Re(f_{2R})$, with P^+ (left panel) and P^- (right panel) initial states.

is obviously dependent on the anomalous tbW couplings and the dependence is shown in Fig. 4 for different values of $f(=f_{2R})$ and initial states P^+ and P^- . Thus we see that the E_ℓ distribution in the lab frame is affected by the polarization of the decaying t quarks as well as the anomalous tbW couplings. Thus E_ℓ distribution cannot be used as a definite signal for either t polarization or anomalous tbW couplings in the lab frame due to their intermingled effects.

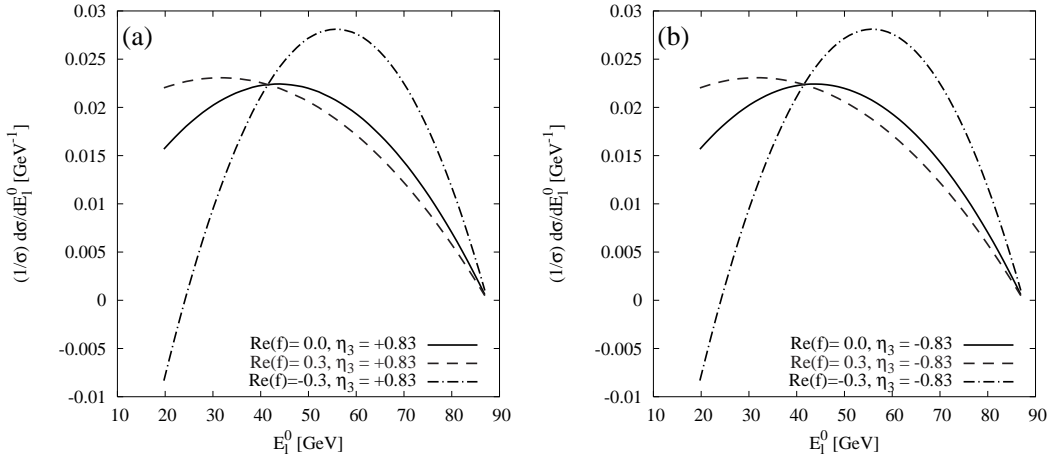


Figure 5: The distribution in the energy of the lepton in the rest frame within QED for different values of $\Re(f_{2R})$, with P^+ (left panel) and P^- (right panel) initial states.

In the rest frame of the t quark, however, the effect of t polarization is decoupled and the energy distribution is given by

$$\frac{1}{\sigma} \frac{d\sigma}{dE_\ell^0} = \frac{1}{\Gamma_t(\ell)} \left(\frac{\alpha^2}{8 \sin^4 \theta_W} \right) \frac{1}{\pi m_t} E_\ell^0 F(E_\ell^0) |\Delta_W(p_W^2)|^2 dp_W^2, \quad (31)$$

independent of the production process. Here $\Gamma_t(\ell)$ is the partial decay width of the t quark in the semi-leptonic channel. We note that $\Gamma_t(\ell)$ depends upon anomalous tbW couplings. For massless b quarks and on-shell W bosons the E_ℓ distribution reduces to

$$\frac{1}{\sigma} \frac{d\sigma}{dE_\ell^0} = \frac{1}{\Gamma_t(\ell)} \left(\frac{\alpha^2}{8 \sin^4 \theta_W} \right) \frac{1}{m_t m_W \Gamma_W} E_\ell^0 (m_t^2 - 2m_t E_\ell^0) \left(1 + \Re(f_{2R}) \frac{m_W}{E_\ell^0} \right), \quad (32)$$

while the semi-leptonic partial decay width is given by

$$\Gamma_t(\ell) = \left(\frac{\alpha^2}{192 \sin^4 \theta_W} \right) \frac{1}{m_t m_W \Gamma_W} \frac{(m_t^2 - m_W^2)^2}{m_t^2} (m_t^2 + 2m_W^2 + 6 \Re(f_{2R}) m_t m_W).$$

Thus we see that the energy distribution of the decay lepton is completely independent of the production process, kinematical distribution of the t quark or its polarization. It depends upon $\Re(f_{2R})$ only. This is shown in Fig. 5(a) and (b) for QED and with P^+ and P^- initial states. We see that for a given value of f , the E_ℓ distribution is exactly the same for both polarizations of the t quark and hence both plots in Fig. 5 look identical. The distribution clearly shows a strong dependence on $\Re(f_{2R})$, the anomalous tbW coupling. The crossing point in the distribution is at $E_\ell^C = (m_t + 2m_W^2/m_t)/6 = 41.5$ GeV when there is an accidental cancellation between $\Re(f_{2R})$ -dependent terms in $F(E_\ell)$ and $\Gamma_t(\ell)$. One can define an asymmetry about this crossing point as

$$A_{E_\ell} = \frac{\sigma(E_\ell^0 > E_\ell^C) - \sigma(E_\ell^0 < E_\ell^C)}{\sigma(E_\ell^0 > E_\ell^C) + \sigma(E_\ell^0 < E_\ell^C)} = \frac{13m_t^2 - 22m_W^2 - 18\Re(f_{2R}) m_t m_W}{27(m_t^2 + 2m_W^2 + 6\Re(f_{2R}) m_t m_W)}. \quad (33)$$

This asymmetry is sensitive to $\Re(f_{2R})$, the anomalous tbW coupling. If the four-momentum of the decaying t quark is fully reconstructed the rest-frame lepton energy can be computed as $E_\ell^0 = (p_t \cdot p_\ell)/m_t$ and the distribution shown in Fig. 5 can be generated. Then using the asymmetry A_{E_ℓ} the value of $\Re(f_{2R})$ can be measured independent of any possible new physics in the production process. This is another face of the decoupling of the lepton angular distribution.

Thus, if we have fully reconstructed p_t then the spin-basis vectors s_i can be constructed and using Eq. (29) one can probe the polarization of the t quark and any new physics in production process independent of the anomalous tbW couplings using the angular distribution of the decay leptons. At the same time, using $E_\ell^0 (= (p_t \cdot p_\ell)/m_t)$ distribution and $A_{E_\ell}(f)$ one can probe the anomalous tbW coupling independent of the new physics in the production process of the t quark. It is interesting to note that the scalar product of p_ℓ with p_t and s_i , which form a basis set for the 4-dimensional Minkowski vector space, can probe the new physics in both production and decay process of t quarks. The quantity $(p_t \cdot p_\ell)$ is sensitive only to the new physics in the decay vertex independent of the production process or dynamics, while $(s_i \cdot p_\ell)$ are sensitive only to the production dynamics independent of anomalous top decay.

6 Simple and qualitative probes of t polarization

The complete decoupled analysis of possible new physics in production and decay processes of the t quark is possible. However, such an analysis necessarily requires full reconstruction of four-momentum of the t quark. The full reconstruction of p_t is not always possible and one may have to look for some easily measurable variables or distributions. The lab frame distribution of the lepton energy shows sensitivity to the t polarization, but it is contaminated by possible presence of anomalous tbW couplings. The lab frame lepton angular distribution, on the other hand, is insensitive to the anomalous tbW couplings and can be used at least as a qualitative probe of t polarization. For demonstration we again look for top-pair production at a PLC as in the last section. The $\cos\theta_\ell$ and $\cos\theta_t$ distribution with P^+ and P^- states are shown in

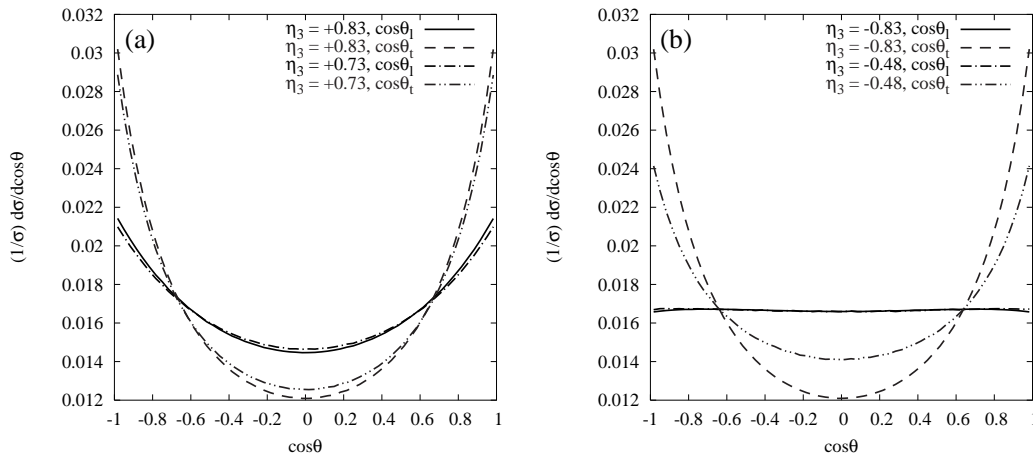


Figure 6: The distribution in the cosines of the angles of the top and the lepton, $\cos\theta_t$ and $\cos\theta_\ell$, respectively, in the lab frame with P^+ (left panel) and P^- (right panel) initial states. For pure QED we have $\eta_3 = \pm 0.83$ while the presence of a Higgs boson modifies it to $+0.73$ and -0.48 for P^+ and P^- initial states, respectively.

Fig. 6. In Fig. 6(a), which is drawn for P^+ initial state, we see that the lepton distribution follows the distribution of the t quark in the lab frame up to some kinematical smearing. On the other hand, for P^- initial state, the lepton distribution is flat, i.e., it is completely smeared out. This is the effect of polarization of the t quark, which is different in the two cases. For the pure QED case, the distribution of the t quark is exactly the same (the dashed line in both Fig. 6(a) and (b)),

while the polarization is $+0.83$ in the first case and -0.83 in the second. Since positively polarized t quarks have leptons focused in the forward direction and negatively polarized t quarks in the backward direction, the corresponding lepton distribution (solid line) is quite different for two cases in the lab frame. Any change in the t -quark angular distribution, such as caused by the NSM Higgs boson (dashed-double-dotted line), can also change the lepton polar distribution. Secondly, one needs to know the $\cos\theta_t$ distribution, i.e., the production process, before hand in order to estimate its polarization based on $\cos\theta_\ell$ distribution. Thus the lepton polar distribution in the lab frame captures the effect of t polarization only in a qualitative way as in the case of the E_ℓ distribution. One advantage that the $\cos\theta_\ell$ distribution has is that it is insensitive to anomalous tbW couplings and depends only upon the dynamics of the production process.

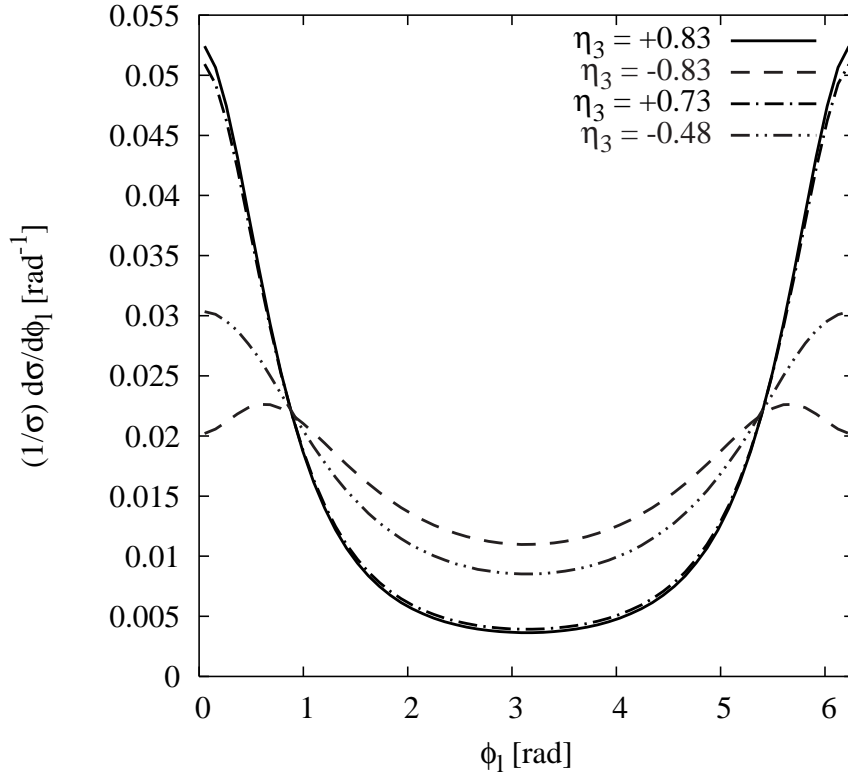


Figure 7: The distribution in the azimuthal angle of the lepton, as defined in the text, in the lab frame with P^+ and P^- initial states for t quarks with different polarizations.

The azimuthal distribution of the secondary leptons w.r.t. the production plane of the t quark also captures the effect of t polarization in a qualitative way. The skewness of the azimuthal distribution is related to η_2 , the net transverse polarization of the decaying t quark perpendicular to the production plane. η_1 and η_3 are degrees of polarization in the production plane and lead to symmetric distribution about the production plane. In the present case of $t\bar{t}$ production at a PLC through a Higgs boson, the net transverse polarization is zero, i.e., $\eta_1 = \eta_2 = 0$. Thus, the ϕ_ℓ distribution is symmetric about the t -production plane and shows sensitivity to η_3 , the longitudinal polarization, as shown in Fig. 7. We see that for a positively polarized t quark the ϕ_ℓ distribution is peaked near $\phi_\ell = 0(2\pi)$ and the height of the peak decreases as the polarization changes from $+0.83$ to -0.83 . This again is related to the $(1 + \eta_3 \cos\theta_\ell)$ distribution of the decay lepton in the rest frame of the t quark, which upon boosting experiences relativistic focusing and leads to a larger peak for positive polarization and a smaller peak or suppression for negative polarization. Unlike E_ℓ or $\cos\theta_\ell$ distributions, the ϕ_ℓ distribution can be used to quantify the t polarization. The up-down asymmetry is related to η_2 as shown in Eq. (29). The peak height and the lumpiness of the peak is a qualitative measure of “in-plane” polarization of t quarks.

Thus, in conclusion, the angular distribution of decay leptons itself provides a qualitative probe of the t polarization in the lab frame of the $\gamma\gamma$ collider. Similar trends are expected at LHC and LC as well, and also in a general $2 \rightarrow n$ process of t -quark production.

7 The b -quark angular distribution

Even though the lepton angular and energy distributions offer a rather neat way of probing the t polarization, this probe suffers from the rather low leptonic branching ratio of the W and consequently a small number of events than can be used for the purpose. Indeed, this situation may be improved upon by using the b -quark angular distribution. In this section we outline how this may be done.

We consider a generic process of t -quark production followed by $t \rightarrow bW$. The full differential cross-section is given by

$$d\sigma = \sum_{\lambda, \lambda'} \left[\frac{(2\pi)^4}{2I} \rho(\lambda, \lambda') \delta^4 \left(k_A + k_B - p_t - \left(\sum_i^{n-1} p_i \right) \right) \frac{d^3 p_t}{2E_t (2\pi)^3} \prod_i^{n-1} \frac{d^3 p_i}{2E_i (2\pi)^3} \right] \\ \times \left(\frac{1}{\Gamma_t} \right) \left[\frac{(2\pi)^4}{2m_t} \Gamma(\lambda, \lambda') \delta^4(p_t - p_b - p_\nu - p_\ell) \frac{d^3 p_b}{2E_b (2\pi)^3} \frac{d^3 p_W}{2E_W (2\pi)^3} \right] \quad (34)$$

for a narrow t quark similar to Eq.(17). The above equation assumes an on-shell W boson. The expression for the decay density matrix for $t \rightarrow bW$, assuming massless a b quark, is obtained as

$$\Gamma(\pm, \pm) = \frac{g^2 m_t^2}{2} [C_1 \pm C_2 \cos \theta_b] \\ \Gamma(\pm, \mp) = \frac{g^2 m_t^2}{2} [C_2 \sin \theta_b e^{\pm i \phi_b}], \quad (35)$$

where

$$C_1 = \left(\frac{1}{2} + \frac{m_t^2}{2 m_W^2} - \frac{m_W^2}{m_t^2} \right) + 3\Re(f_{2R}) \left(\frac{m_t}{m_W} - \frac{m_W}{m_t} \right), \\ C_2 = \left(\frac{3}{2} - \frac{m_t^2}{2 m_W^2} - \frac{m_W^2}{m_t^2} \right) + \Re(f_{2R}) \left(\frac{m_t}{m_W} - \frac{m_W}{m_t} \right). \quad (36)$$

Thus, in the rest frame of the decaying the t quark, the angular distribution of the b quark, similar to Eq.(26), is given by

$$\frac{d\sigma}{d \cos \theta_b d \phi_b} = \frac{\sigma_{tot}}{4\pi} \left[1 + \frac{C_2}{C_1} (\eta_3 \cos \theta_b + \eta_1 \sin \theta_b \cos \phi_b + \eta_2 \sin \theta_b \sin \phi_b) \right]. \quad (37)$$

Hence the expressions for the t polarization, similar to Eq.(29), can be written as

$$\frac{\eta_3}{2} \frac{C_2}{C_1} = \frac{\sigma(p_b \cdot s_3 < 0) - \sigma(p_b \cdot s_3 > 0)}{\sigma_{tot}} \\ \frac{\eta_2}{2} \frac{C_2}{C_1} = \frac{\sigma(p_b \cdot s_2 < 0) - \sigma(p_b \cdot s_2 > 0)}{\sigma_{tot}} \\ \frac{\eta_1}{2} \frac{C_2}{C_1} = \frac{\sigma(p_b \cdot s_1 < 0) - \sigma(p_b \cdot s_1 > 0)}{\sigma_{tot}}. \quad (38)$$

Thus, for b -quark distributions the anomalous tbW couplings enters through factors C_1 and C_2 , or rather, through their ratio given by

$$\frac{C_2}{C_1} = - \left(\frac{m_t^2 - 2 m_W^2}{m_t^2 + 2 m_W^2} \right) + \Re(f_{2R}) \left(\frac{8 m_t m_W (m_t^2 - m_W^2)}{(m_t^2 + 2 m_W^2)^2} \right) \\ \equiv \alpha_b^0 + \Re(f_{2R}) \alpha_b^1, \quad (39)$$

up to linear order in f_{2R} . For $m_t = 175$ GeV and $m_W = 80.41$ GeV we have

$$\alpha_b^0 = -0.406, \quad \alpha_b^1 = 1.43.$$

In other words, the sensitivity of the b -quark distribution to the t polarization is less than that of the lepton distribution, the analyzing powers being in the ratio $[-0.406 + 1.43 \Re(f_{2R}) : 1.00]$. Thus the gain due to the larger statistics is offset by the low sensitivity, and overall there is not much gain. However if we consider b -quark angular asymmetries, Eq. (38), in association with the corresponding lepton angular asymmetries, Eq. (29), we have

$$\text{Br}(t \rightarrow b \ell \nu_\ell) \frac{[\sigma(p_b \cdot s_i < 0) - \sigma(p_b \cdot s_i > 0)]}{\sigma(p_\ell \cdot s_i < 0) - \sigma(p_\ell \cdot s_i > 0)} = \frac{C_2}{C_1} = \alpha_b^0 + \Re(f_{2R}) \alpha_b^1. \quad (40)$$

The ratios of the b -quark asymmetry with leptonic asymmetry depends upon anomalous tbW coupling linearly and can be used to measure $\Re(f_{2R})$. However, such a measurement is possible only if the t polarization is large. Considering only the semi-leptonic decay channel of the t quark, the expected limit on $\Re(f_{2R})$ is given by

$$|\Re(f_{2R})| \leq \frac{f}{|\eta_i| \sqrt{\mathcal{L}} \sigma} \frac{\sqrt{1 + (\alpha_b^0)^2}}{\alpha_b^1}. \quad (41)$$

Here, \mathcal{L} is the integrated luminosity, σ is the total rate of t -quark production and its semi-leptonic decay, f is the degree of statistical significance and η_i is the average polarization of the decaying t quark. We note that the limit in Eq.(41) is independent of the production mechanism of the t quark but depends upon the average polarization of the t quark. The t -quark pair-production rate at an e^+e^- collider is large and for polarized electron and positron beams the t quark is highly polarized. Hence it is the best and the cleanest place to measure $\Re(f_{2R})$. Alternatively, one can undertake measurements at LHC where the $t\bar{t}$ production rate is very high, and where the QCD corrections lead to a non-zero value of η_2 . The measurement of η_2 requires re-construction of only the production plane of the t quark, which is possible at LHC. Thus using the asymmetry of Eq.(40) for $i = 2$ and Eq.(41) one may be able to extract limit on $\Re(f_{2R})$, the anomalous tbW coupling. For this analysis one has to look only at the semi-leptonic decay channel of the t quarks as that has rather small radiative corrections.

8 Discussions and Conclusions

The decoupling of decay-lepton angular distribution from anomalous couplings in the tbW vertex has been known for $e^+e^- \rightarrow t\bar{t}$ [1, 2], $\gamma\gamma \rightarrow t\bar{t}$ [3, 4] and also for a general $2 \rightarrow 2$ [5, 6] process of t -quark pair production. All these results have used the narrow-width approximation for W bosons and except for Ref. [6] all of them use a massless b quark. The masslessness of the b quark provides additional chiral symmetry and among the anomalous couplings shown in Eq. (2) only f_{2R} contributes. In the present work we extended this decoupling theorem for a general $2 \rightarrow n$ process of t -quark production with massive a b quark (hence keeping all four anomalous tbW couplings) and without using the narrow-width approximation for W bosons. We analyzed the essential inputs for the decoupling and found that the narrow-width approximation for t quarks and smallness of $\{f_{1R}, f_{2L}, f_{2R}\}$ are the only two requisites for decoupling. This decoupling can also be extended to the hadronic decay of W bosons where the role of ℓ is taken up by the down-type quark, i.e. $T_3 = -1/2$ fermion in the $SU(2)$ doublet. The charge measurement of the light-quark jets is the only technical barrier in using this channel. We argue that within the narrow-width approximation, the decoupling of the lepton angular distribution remains valid after radiative corrections, while noting that the decoupling of the angular distribution of the down-type quark receives about 7% correction from QCD contributions.

The polarization of the t quark reflects in the distribution of its decay products. We use the decoupled lepton angular distribution to construct specific asymmetries (Eq. (29)) to measure the t polarization. Not only are these asymmetries insensitive to the anomalous tbW coupling, they are also robust against radiative corrections. A full reconstruction of the four-momentum of the t quark is necessary to construct these asymmetries experimentally, which may be possible only at LC. At LHC or PLC one can construct the t -production plane and hence η_2 can be constructed, which is sensitive to the absorptive part of the production amplitude. The energy distribution of the decay lepton shows sensitivity to the new physics in the decay process, i.e. the tbW vertex. In the lab frame it receives contribution both from the polarization of the t quark and the possible anomalous tbW couplings. However, in the rest frame of the t quark it is sensitive to anomalous tbW couplings independent of the production process and any possible new physics in the production process. Thus given full reconstruction of t quark four-momentum, possible new physics in production and decay processes of the t quark can be studied independent of each other using angular and energy distribution of secondary leptons, respectively.

We also studied the effect of t polarization on lepton angular distribution in the lab frame without using any correlation. Such an analysis is useful where momentum reconstruction is not possible. We see that $\cos\theta_\ell$ distribution and ϕ_ℓ distribution in lab frame of a $\gamma\gamma$ collider are sensitive to the polarization of the decaying top, at least in a qualitative way. The only quantitative estimate one gets is η_2 through up-down asymmetry of decay leptons w.r.t. t -production plane.

To summarize, we demonstrated that the lepton distribution can be used to probe new physics in production and decay processes of the t quark independent of each other. The lepton angular distribution is shown to be completely insensitive to any anomalous tbW coupling assuming the t quark to be on-shell and the smallness of anomalous tbW couplings. The energy distribution, on the other hand, was found to be sensitive to anomalous tbW couplings only in the rest frame of the t quark. We construct specific asymmetries involving lepton angular distribution w.r.t. top momenta to measure its polarization in a generic process of t -quark production. The qualitative features of lab-frame angular distribution of the decay leptons has been shown to be sensitive to the polarization of the decaying t quark.

Acknowledgments

This work was partially supported by Department of Science and Technology project SP/S2/K-01/2000-II and Indo French Centre for Promotion of Advanced Research Project 3004-2. We also thank the funding agency Board for Research in Nuclear Sciences and the organizers of the 8th Workshop on High Energy Physics Phenomenology (WHEPP8), held at the Indian Institute of Technology, Mumbai, January 5-16, 2004, where this work was initiated.

A Momentum reconstruction for the t quark

In a generic reaction of t -quark production and subsequent decay of unstable particles the (partial) reconstruction of p_t is possible if there is only one or no missing neutrino in the final debris. For the semi-leptonic decay of t quarks there is one neutrino, thus we demand that all other particles in the production part are observable or decay into observable particles. The cases of different colliders are discussed.

Fixed \sqrt{s} collider : The e^+e^- linear collider is an example of a fixed \sqrt{s} collider. At these colliders the net three-momentum of the various particles should add up to zero. Since we have only one neutrino, its three-momentum is easily determined and hence p_t can be fully reconstructed. Thus one can study the polarization of the t quark at a e^+e^- collider rather easily.

Variable \sqrt{s} colliders : Hadron colliders and photon colliders are variable \sqrt{s} colliders. The c.m. frame of colliding partons moves with an unknown momentum along the beam axis of the collider. Thus the three-momenta of the final state particles should add up to \vec{P}_{cm} which is parallel to the z axis. This implies that the transverse momentum of all particles should add up to zero. This immediately gives the transverse momentum of neutrino and hence transverse momentum of the t quark. This defines the production plane of the t quark and one can construct η_2 , the transverse polarization of the t quark normal to the production plane. Since construction of η_2 is possible at LHC and since the top is produced through QCD interaction at LHC, one can study the absorptive part of the QCD corrections to the production process via lepton distributions.

References

- [1] S. D. Rindani, *Pramana* **54**, 791 (2000)
- [2] B. Grzadkowski and Z. Hioki, *Phys. Lett. B* **476**, 87 (2000); Z. Hioki, hep-ph/0104105.
- [3] K. Ohkuma, *Nucl. Phys. B (Proc. Suppl.)* **111**, 285 (2002);
- [4] R. M. Godbole, S. D. Rindani and R. K. Singh, *Phys. Rev. D* **67**, 095009 (2003) [Erratum-ibid. *D* **71**, 039902 (2005)]
- [5] B. Grzadkowski and Z. Hioki, *Phys. Lett. B* **529**, 82 (2002).
- [6] B. Grzadkowski and Z. Hioki, *Phys. Lett. B* **557**, 55 (2003); Z. Hioki, hep-ph/0210224.
- [7] R. H. Dalitz and G. R. Goldstein, *Phys. Rev. D* **45**, 1531 (1992);
- [8] T. Arens and L. M. Sehgal, *Nucl. Phys. B* **393**, 46 (1993).
- [9] B. Grzadkowski, B. Lampe and K. J. Abraham, *Phys. Lett. B* **415**, 193 (1997) [arXiv:hep-ph/9706489].
- [10] D. Espriu and J. Manzano, *Phys. Rev. D* **66**, 114009 (2002);
- [11] E. Christova and D. Draganov, *Phys. Lett. B* **434**, 373 (1998).
- [12] B. Grzadkowski, *Phys. Lett. B* **305**, 384 (1993) [arXiv:hep-ph/9303204].
- [13] M. Fischer, S. Groote, J. G. Körner, M. C. Mauser and B. Lampe, *Phys. Lett. B* **451**, 406 (1999).
- [14] C. A. Nelson, E. G. Barbagiovanni, J. J. Berger, E. K. Pueschel and J. R. Wickman, arXiv:hep-ph/0506240; C. A. Nelson, J. J. Berger and J. R. Wickman, arXiv:hep-ph/0510348.
- [15] S. Tsuno, I. Nakano, Y. Sumino and R. Tanaka, *Phys. Rev. D* **73** (2006) 054011 [arXiv:hep-ex/0512037].
- [16] Y. Sumino and S. Tsuno, *Phys. Lett. B* **633** (2006) 715 [arXiv:hep-ph/0512205].

- [17] O. Terazawa, *Int. J. Mod. Phys. A* **10**, 1953 (1995).
- [18] S. Atag and B. D. Sahin, arXiv:hep-ph/0404283.
- [19] C. P. Yuan, *Phys. Rev. D* **45**, 782 (1992).
- [20] G. A. Ladinsky, *Phys. Rev. D* **46**, 3789 (1992) [Erratum-ibid. *D* **47**, 3086 (1993)].
- [21] W. Bernreuther, A. Brandenburg and P. Uwer, *Phys. Lett. B* **368**, 153 (1996)
- [22] Y. Akatsu and O. Terazawa, *Int. J. Mod. Phys. A* **12**, 2613 (1997).
- [23] W. Bernreuther, J. P. Ma and T. Schroder, *Phys. Lett. B* **297**, 318 (1992).
- [24] G. L. Kane, G. A. Ladinsky and C. P. Yuan, *Phys. Rev. D* **45**, 124 (1992).
- [25] R. Harlander, M. Jezabek, J. H. Kuhn and T. Teubner, *Phys. Lett. B* **346**, 137 (1995)
- [26] M. Jezabek, *Nucl. Phys. Proc. Suppl.* **51C** (1996) 60.
- [27] R. Harlander, M. Jezabek, J. H. Kuhn and M. Peter, *Z. Phys. C* **73**, 477 (1997)
- [28] B. M. Chibisov and M. B. Voloshin, *Mod. Phys. Lett. A* **13**, 973 (1998)
- [29] M. Awramik and M. Jezabek, *Acta Phys. Polon. B* **32**, 2115 (2001)
- [30] K. i. Hikasa, J. M. Yang and B. L. Young, *Phys. Rev. D* **60**, 114041 (1999)
- [31] M. Hori, Y. Kiyo and T. Nasuno, *Phys. Rev. D* **58**, 014005 (1998) [arXiv:hep-ph/9712379].
- [32] J. Kodaira, T. Nasuno and S. J. Parke, *Phys. Rev. D* **59**, 014023 (1999) [arXiv:hep-ph/9807209].
- [33] Y. Kiyo, J. Kodaira and K. Morii, *Eur. Phys. J. C* **18**, 327 (2000) [arXiv:hep-ph/0008065].
- [34] Y. Kiyo, J. Kodaira, K. Morii, T. Nasuno and S. J. Parke, *Nucl. Phys. Proc. Suppl.* **89**, 37 (2000) [arXiv:hep-ph/0006021].
- [35] M. M. Najafabadi, arXiv:hep-ph/0601155.
- [36] P. Poulouze and S. D. Rindani, *Phys. Rev. D* **54**, 4326 (1996) [Erratum-ibid. *D* **61**, 119901 (2000)] P. Poulouze and S. D. Rindani, *Phys. Lett. B* **383**, 212 (1996) S. D. Rindani and M. M. Tung, *Phys. Lett. B* **424**, 125 (1998) S. D. Rindani and M. M. Tung, *Eur. Phys. J. C* **11**, 485 (1999) P. Poulouze, S. D. Rindani and L. M. Sehgal, *Phys. Lett. B* **525**, 71 (2002) S. D. Rindani, *Pramana* **61**, 33 (2003)
- [37] P. Poulouze and S. D. Rindani, *Phys. Rev. D* **57**, 5444 (1998) [Erratum-ibid. *D* **61**, 119902 (2000)] P. Poulouze and S. D. Rindani, *Phys. Lett. B* **452**, 347 (1999)
- [38] M. Jezabek and J. H. Kuhn, *Nucl. Phys. B* **320**, 20 (1989). A. Czarnecki, M. Jezabek and J. H. Kuhn, *Nucl. Phys. B* **351**, 70 (1991).
- [39] A. Brandenburg, Z. G. Si and P. Uwer, *Phys. Lett. B* **539**, 235 (2002)
- [40] W. Beenakker, F. A. Berends and A. P. Chapovsky, *Phys. Lett. B* **454**, 129 (1999);
- [41] C. Macesanu, UR-1646, OSU-HEP-01-13, hep-ph/0112142.
- [42] K. Kolodziej, A. Staron, A. Lorca and T. Riemann, *Eur. Phys. J. C* **46**, 357 (2006) [arXiv:hep-ph/0510195].
- [43] I. F. Ginzburg, G. L. Kotkin, S. L. Panfil, V. G. Serbo and V. I. Telnov, *Nucl. Instrum. Meth.* **294** 5 (1984).