

Impact of Right-handed Strange-beauty Squark on $b \leftrightarrow s$ Transitions

Wei-Shu Hou and Makiko Nagashima

Department of Physics, National Taiwan University, Taipei, Taiwan 106, R.O.C.

As the hint for CP violating new physics in $B \rightarrow \phi K_S$ has weakened, we reconsider the possibility of near maximal mixing between \tilde{s}_R - \tilde{b}_R squarks. Such a right-handed strange-beauty squark $\tilde{s}b_1$ can be realized by combining supersymmetry with an approximate Abelian flavor symmetry, and comes with a unique new CP violating phase from right-handed quark mixing. Naturally heavy strange-beauty squark and gluino, of order 0.5 to 1 TeV, are easily accommodated by recent time-dependent CP violation measurements in $B_d \rightarrow \phi K^0$ and $\pi^0 K^0$. Because of near maximal mixing, even with such heavy masses, the $\tilde{s}b_1$ and \tilde{g} can still strongly impact on B_s mass difference and generate CP violation in the mixing, which can still be probed at Tevatron Run II. But if the scenario is realized, the LHC will provide definitive information on the new CP phase, and possibly discover the $\tilde{s}b_1$ squark. Time-dependent CP violation in $B_d \rightarrow K^{*0}\gamma$ can be probed at the future B factory upgrades. Other $b \rightarrow s$ decays influenced by large right-handed dynamics are also discussed.

PACS numbers: 11.30.Er, 11.30.Hv, 12.60.Jv, 13.25.Hw

I. INTRODUCTION

The existence of flavor, and the observed patterns associated with it, are not understood. CP violation (CPV) also seems to be closely linked to the flavor problem. In the left-handed quark sector, which can be probed by the weak interaction, information is summarized in the Cabibbo-Kobayashi-Maskawa (CKM) quark mixing matrix, which contains a unique CPV phase (usually taken as $\phi_3/\gamma \equiv \arg[V_{ub}^*]$) if there are just 3 generations. The CKM matrix elements exhibit a hierarchical pattern $|V_{us}| \equiv \lambda \simeq 0.22$, $|V_{cb}| \sim \lambda^2$, $|V_{ub}| \sim \lambda^3 - \lambda^4$, which echo the hierarchy in quark masses. However, since the weak interaction is purely left-handed, we have no information on right-handed flavor physics.

It was observed some time ago that [1, 2], if there is an *approximate* Abelian flavor symmetry (AFS) in nature, then the order of magnitude of the elements of M_u and M_d mass matrices, in powers of λ , can be inferred from our current knowledge of quark masses and mixings. It turns out that the largest mixing effect, of order 1, would be between the right-handed s_R and b_R quarks. Such flavor mixing, though hidden in the Standard Model (SM), would be brought forward if supersymmetry (SUSY) is also realized. Near maximal mixing between the \tilde{s}_R and \tilde{b}_R squarks would give rise to two flavor-mixed “strange-beauty” squarks $\tilde{s}b_{1,2}$, with a single associate new CPV phase defined as σ [2, 3]. The strong interaction would now contain flavor-changing $\tilde{s}b_{1,2}\text{-}\{s_R, b_R\}\text{-}\tilde{g}$ couplings, and should affect $b \rightarrow s$ transitions.

Sure enough, some “anomalies” have been uncovered recently in CPV in $b \rightarrow s$ transitions, notably in $B \rightarrow \phi K_S$, which has illustrated the frontier nature of such studies in the past few years. As the B factories mature, it is exciting that the LHC would turn on in 2007, making CPV studies involving the B_s system accessible. Furthermore, one can directly search for the flavor-mixed $\tilde{s}b_{1,2}$ squarks and probe a broad range of parameter space.

Time-dependent CPV (TCPV) in $B_d \rightarrow J/\psi K_S$ decay

($\mathcal{S}_{\psi K_S}$) was established in 2001. Because the CKM factor $V_{cs}^*V_{cb}$ for the dominantly tree level $b \rightarrow c\bar{c}s$ transition is expected to be almost real, $\mathcal{S}_{\psi K_S}$ is identical to $\sin 2\phi_1/\beta$, the CP phase in B_d mixing (i.e. $\phi_1/\beta \equiv \arg[V_{td}^*]$) to very good approximation. The current world average is $\sin 2\phi_1 = 0.685 \pm 0.032$ [4] (0.73 ± 0.04 for PDG2005 [5]). TCPV in $B_d \rightarrow \phi K_S$ decay, $\mathcal{S}_{\phi K_S}$, is of interest because, in SM one expects $\mathcal{S}_{\phi K_S} \cong \mathcal{S}_{\psi K_S}$ to the percent level. This is because the loop-induced $b \rightarrow s\bar{s}s$ transition that underlies $B_d \rightarrow \phi K_S$ is controlled by the CKM factor $V_{ts}^*V_{tb}$, which again is very close to being real in SM. This makes $\mathcal{S}_{\phi K_S}$ an excellent probe of CP violating new physics (NP).

Interestingly, for the two consecutive years of 2002 and 2003, the combined result of BaBar and Belle strongly contradicted the SM prediction of $\mathcal{S}_{\phi K} \cong \sin 2\phi_1/\beta$. Even the sign was inconsistent. This so-called *sign anomaly* stimulated many theoretical studies which showed that, to account for the ϕK sign anomaly, one in general would need large s - b flavor mixing, new CPV phases, and possibly right-handed dynamics (see, for example, [6–10]). This seemed to be an ideal situation for the strange-beauty squark. Indeed, our previous work [10] was stimulated by the 2003 result of $\mathcal{S}_{\phi K} = -0.14 \pm 0.33$ [4]. We showed that a rather light $\tilde{s}b_1$ and not too heavy gluino \tilde{g} , such as $[m_{\tilde{s}b_1}, m_{\tilde{g}}] \simeq [200, 500]$ GeV, together with a large new CP phase $\sigma \sim 70^\circ$, could give $\mathcal{S}_{\phi K} < 0$. However, for SUSY scale at TeV, $\tilde{s}b_1 = 200$ GeV would require fine-tuning to $\mathcal{O}(10^{-2})$ in the squark mass matrix [3].

Since 2004, however, the experimental discrepancy has weakened considerably, and we need not adhere to our previous conclusion. Fine tuning of the $\tilde{s}b_1$ mass is no longer necessary, and one could reconsider the model in a more natural setting. The Belle updated result of $\mathcal{S}_{\phi K} = 0.44 \pm 0.27 \pm 0.05$ [11], based on 386 million $B\bar{B}$ events, is in agreement with BaBar result of $0.50 \pm 0.25_{-0.04}^{+0.07}$ based on 227 million $B\bar{B}$ events [12]. The combined result of $\mathcal{S}_{\phi K} = 0.47 \pm 0.19$ [4] is 2.5σ away from the sign anomaly

of $\mathcal{S}_{\phi K} < 0$. But there is still a hint of deviation between $\mathcal{S}_{\phi K_S}$ and $\sin 2\phi_1/\beta$, which could be due to $\tilde{s}b_1$.

On the other hand, several other modes also show some discrepancy. The $B \rightarrow \pi^0 K_S$ decay involves both $b \rightarrow s$ penguin and $b \rightarrow u$ tree contributions. The latter is, however, suppressed by $V_{us}^* V_{ub}/V_{ts}^* V_{tb} \lesssim \mathcal{O}(V_{us}^2)$, so $\mathcal{S}_{\pi^0 K_S} \simeq \sin 2\phi_1/\beta$ is also expected in the SM. From same number of $B\bar{B}$ events with $\mathcal{S}_{\phi K_S}$, BaBar finds $\mathcal{S}_{\pi^0 K_S} = 0.35_{-0.33}^{+0.30} \pm 0.04$ [13], and Belle finds $0.22 \pm 0.47 \pm 0.08$ [11]. The combined result of 0.31 ± 0.26 [4] is different from $\sin 2\phi_1/\beta$ with more than 1.4 σ significance, and is in the same direction as $\mathcal{S}_{\phi K_S}$.

Similarly, $\mathcal{S}_{\eta' K_S} \simeq \sin 2\phi_1/\beta$ is also predicted in the SM. Yet this is again in some conflict with the combined result of $\mathcal{S}_{\eta' K} = 0.50 \pm 0.09$ [4]. However, the results of BaBar [14] and Belle [11] are at some odds with each other, so the error of 0.09 probably should be rescaled to 0.13. Note that, thanks to the large decay rate, the measurement of $\mathcal{S}_{\eta' K_S}$ has better accuracy compared with $\mathcal{S}_{\pi^0 K_S}$. However, the large rate of $B \rightarrow \eta' K_S$ is not well understood, and is likely generated not by new physics. In contrast to $B \rightarrow \eta' K_S$, the $B \rightarrow \pi^0 K_S$ mode is simpler and more transparent. Hence we focus on the two modes of $B \rightarrow \phi K_S$ and $\pi^0 K_S$ in this work.

The main purpose of this work is to update the picture of right-handed strange-beauty squarks. We identify new preferred regions for $m_{\tilde{s}b_1}$ and $m_{\tilde{g}}$ from recent data, and revisit the implications for B_s mixing and the associated CP violating phase. We believe this update would be useful for LHC experiments, which would start in 2007. We follow the observations outlined in Ref. [15], which was written after 2004 data revealed drastic softening of $B \rightarrow \phi K_S$ results. With smaller deviations, it is now more customary to use the difference

$$\Delta\mathcal{S}_f \equiv \mathcal{S}_f - \sin 2\phi_1/\beta, \quad (1)$$

which measures the deviation from SM expectations. We put up useful benchmarks to pin down our model parameters. Since the error in the $\pi^0 K_S$ data is still large, let us take the central value of ϕK_S data as a criterion to be more conservative. We find three scenarios:

- *Scenario 1:* $\Delta\mathcal{S}_{\phi K_S} \simeq -0.22$,
- *Scenario 2:* $\Delta\mathcal{S}_{\pi^0 K_S} \simeq -0.22$,
- *Scenario 3:* $\Delta\mathcal{S}_{\phi K_S, \pi^0 K_S} \simeq -0.22$,

which could provide hint for NP. In addition, there is a fourth possibility,

- *Scenario 4:* $\Delta\mathcal{S}_{\phi K_S, \pi^0 K_S} \simeq 0$,

which, evidently, does not discriminate between NP and the SM.

In this work, we pay attention to the issue of *naturalness*, that is, that $\tilde{s}b_1$ and \tilde{g} are comparable to SUSY scale. We shall see that $m_{\tilde{s}b_1} \gtrsim 500$ GeV and $m_{\tilde{g}} \gtrsim 700$ GeV can be accounted for by the recent $\mathcal{S}_{\phi K_S}$ data. These mass regions are well within the *discovery ranges* at LHC [16]. Measurements of B_s oscillations and the

associated CP phase will provide further information on $m_{\tilde{s}b_1}$, $m_{\tilde{g}}$ and σ . In fact, these measurements may discover NP, even if further B factory results confirm *Scenario 4*.

This paper is organized as follows: Sec. II concentrates on the formalism for CP violation observables. In Sec. III we give the SM expectations. In Sec. IV we briefly recapitulate our model of near maximal $\tilde{s}_R \leftrightarrow \tilde{b}_R$ mixing. Sec. V and VI gives our NP results. Discussion and conclusion are given in Sec. VII. We refer the hadronic parameters accompanied by the chromo-dipole effects to Appendix A.

II. TIME-DEPENDENT CP VIOLATION

In this section we present the formalism for TCPV. For neutral B meson decays into CP eigenstate f_{CP} , the CPV are studied by means of the time evolution CP asymmetry [17],

$$a_{CP}(t) = \frac{\mathcal{A}_{f_{CP}} \cos \Delta m_{B_q} t + \mathcal{S}_{f_{CP}} \sin \Delta m_{B_q} t}{\cosh \frac{\Delta\Gamma_q t}{2} + \mathcal{A}_{\Delta\Gamma_q} \sinh \frac{\Delta\Gamma_q}{2}}. \quad (2)$$

The coefficients $\mathcal{A}_{f_{CP}}$, $\mathcal{S}_{f_{CP}}$ and $\mathcal{A}_{\Delta\Gamma_q}$ are described in terms of decay amplitudes $\mathcal{M}(B_q \rightarrow f_{CP})$ and $\bar{\mathcal{M}}(\bar{B}_q \rightarrow f_{CP})$ as

$$\begin{aligned} \mathcal{A}_{f_{CP}} &= \frac{|\bar{\lambda}_{CP}|^2 - 1}{|\bar{\lambda}_{CP}|^2 + 1}, & \mathcal{S}_{f_{CP}} &= \frac{2\xi \text{Im}\bar{\lambda}_{CP}}{|\bar{\lambda}_{CP}|^2 + 1}, \\ \mathcal{A}_{\Delta\Gamma} &= \frac{2\xi \text{Re}\bar{\lambda}_{CP}}{|\bar{\lambda}_{CP}|^2 + 1}, \end{aligned} \quad (3)$$

with $\bar{\lambda}_{CP} = e^{-i2\Phi_{B_q}} \frac{\bar{\mathcal{M}}}{\mathcal{M}}$, where Φ_{B_q} is the CP phase in B_q mixing. The state f_{CP} satisfies $\mathcal{CP}(f_{CP}) = \xi f_{CP}$. For the B_d system, due to $\Delta\Gamma_d/\Gamma_d \approx 0$, one finds the simpler form which is given by

$$a_{CP}(t) = \mathcal{A}_{f_{CP}} \cos \Delta m_{B_d} t + \mathcal{S}_{f_{CP}} \sin \Delta m_{B_d} t. \quad (4)$$

The CP phase Φ_{B_d} corresponds to ϕ_1/β .

With Wolfenstein parameterization, $\sin 2\phi_1$ can be expressed in terms of CP violating parameters $\bar{\rho} \propto \cos \phi_3/\gamma$ and $\bar{\eta} \propto \sin \phi_3/\gamma$ as [18]

$$\sin 2\phi_1 = \frac{2\bar{\eta}(1 - \bar{\rho})}{(1 - \bar{\rho}^2)^2 + \bar{\eta}^2}, \quad (5)$$

where $\phi_3/\gamma \equiv \arg[V_{ub}^*]$. As we stated, the value of $\sin 2\phi_1$ is basically determined by $\mathcal{S}_{\psi K_S}$. Although there is a small discrepancy between unitarity fit of $\sin 2\phi_1$ and direct experimental result of $\mathcal{S}_{\psi K_S}$, the approximation $\sin 2\phi_1 \approx \mathcal{S}_{\psi K_S}$ remains reasonable. Therefore, in order to evade uncertainties brought from $J/\psi K_S$ decay amplitude, we use Eq. (5) for calculation of $\sin 2\phi_1$. In what follows, we take $|V_{ub}/V_{cb}| = 0.09$ and $\lambda \equiv V_{us} = 0.22$. We then find $\sin 2\phi_1 \simeq 0.73$ for $\phi_3 = 60^\circ$, and $\sin 2\phi_1 \simeq 0.69$ for $\phi_3 = 47^\circ$.

Impact of CP violating NP on TCPV in $b \rightarrow s$ transitions can be understood as follows. Let us take $B \rightarrow \phi K$ arising from purely $b \rightarrow s\bar{s}s$ as an example. We write its amplitude as $\overline{\mathcal{M}} = a e^{i\delta_a} + b e^{i\delta_b} e^{i\Phi_{\text{new}}}$. The first term denotes the SM contribution which contains the strong phase δ_a but approximately no weak phase because of $\text{Im}[V_{ts}^* V_{tb}] \approx 0$. The second term, instead, corresponds to the NP contribution with strong phase δ_b , accompanied by a new CP phase Φ_{new} . One finds the simple expression for $\Delta\mathcal{S}_{\phi K_S}$ up to $\mathcal{O}(b/a)$ [7, 19]

$$\Delta\mathcal{S}_{\phi K_S} = \frac{-\frac{2b}{a} \cos \delta \cos 2\phi_1 \sin \Phi_{\text{new}}}{1 + \frac{2b}{a} \cos \delta \cos \Phi_{\text{new}}}, \quad (6)$$

where $\delta = \delta_b - \delta_a$. $\Delta\mathcal{S}_{\phi K_S}$ basically follows $\sin \Phi_{\text{new}}$ around zero. We see from Eq. (6) that, unless $\Phi_{\text{new}} \neq 0$, $\Delta\mathcal{S}_{\phi K_S}$ vanishes for any additional contributions that carry only strong phases. Therefore, either SM or NP without CPV mechanism, *i.e.* $b = 0$ or $\sin \Phi_{\text{new}} = 0$, would give $\Delta\mathcal{S}_{\phi K_S} = 0$. However, we note that Eq. (6) could be diluted by the relative strong phase δ . For $\delta = 90^\circ$ as a typical case, any NP effect is washed away in $\Delta\mathcal{S}_f$ (one would then in general get large $\Delta\mathcal{A}_f$, which is not the case).

To calculate decay amplitudes we need to evaluate hadronic matrix elements. It is known that the naive factorization (NF) framework [20], which involves small strong phase, has difficulties in explaining current experimental measurements on decay rates and on direct CP violation. Recent developments of factorization frameworks, QCDF [21] and PQCD (see, for example, [22, 23]), have shown the importance of annihilation processes which can generate sizable strong phases (but not at 90° level). Such annihilation effects could manifest differently in SM and NP, and in different modes. Our interest is the genuine effects on $\Delta\mathcal{S}_{\phi K_S}$ from NP. Because of the small strong phases, the analysis within NF framework would be rather transparent. In the following we use NF in our calculation and assume absence of final state interactions. We will illustrate the possible dilution from presence of additional strong phases by introducing a heuristic term.

III. STANDARD MODEL EXPECTATIONS

This section is devoted to SM calculations. Besides following Ref. [20], we will take into account the *so-called* chromo-dipole effects from $b \rightarrow sg$ [24]. For hadronic decays from $b \rightarrow s$ transition, the effective Hamiltonian is given by

$$H_{\text{eff}} = \frac{G_F}{\sqrt{2}} \left\{ V_{us}^* V_{ub} C_{1,2} O_{1,2}^u + V_{cs}^* V_{cb} C_{1,2} O_{1,2}^c - V_{ts}^* V_{tb} \left(\sum_{i=3}^{10} (C_i O_i + C'_i O'_i) + C_8^G O_8^G + C_8^{\prime G} O_8^{\prime G} \right) \right\}. \quad (7)$$

TABLE I: Numerical values of a_i for $b \rightarrow s$ ($\bar{b} \rightarrow \bar{s}$) transition which is obtained by a combination of the effective Wilson coefficients. In calculating the effective Wilson coefficients, we follow Ref. [25] and take $\phi_3 = 60^\circ$ and $q^2 = m_b^2/3$, where q^2 represents the momentum squared carried by the virtual gluon. Note that a_3 - a_{10} are in unit of 10^{-4} .

a_i	$b \rightarrow s$	$\bar{b} \rightarrow \bar{s}$
a_1	1.046	1.046
a_2	0.024	0.024
a_3	72.24	72.24
a_4	$-401.8 + 32.29 i$	$-395.8 + 33.66 i$
a_5	-27.57	-27.57
a_6	$-454.7 + i32.29 i$	$-448.7 + 33.66 i$
a_7	$-1.447 - 0.043 i$	$-1.342 - 0.020 i$
a_8	$3.076 - 0.014 i$	$3.111 - 0.007 i$
a_9	$-93.02 - 0.043 i$	$-92.92 - 0.020 i$
a_{10}	$0.129 - 0.014 i$	$0.164 - 0.007 i$

One has [20] current-current, strong penguin and electroweak penguin operators, $O_{1,2}^{u,c}$, O_3 - O_6 and O_7 - O_{10} . In addition, the chromo-dipole operator O_8^G is defined as

$$O_8^G = \frac{\alpha_s}{2\pi} (T_{ij}^A T_{kl}^A) \frac{m_b}{q^2} i [\bar{s}_i \sigma_{\mu\nu} (1 + \gamma_5) q^\nu b_j] [\bar{q}'_k \gamma^\mu q'_l], \quad (8)$$

where T_{ij}^A ($A = 1, \dots, 8$) is a generator of SU(3) with color indices ij , and q denotes the momentum carried by the virtual gluon. The operators O'_i arise from right-handed dynamics, which are represented by exchanging $L \leftrightarrow R$ everywhere. Since the weak interaction probes only left-handed dynamics, the short-distance coefficient C'_i in SM is suppressed by a factor of m_s/m_b . In what follows, we will neglect the SM contributions in the primed coefficients.

Let us start from $B \rightarrow \phi K_S$. The decay $\bar{B}^0 \rightarrow \phi \bar{K}^0$ does not occur at tree level. This decay had been studied within QCDF [21, 26] and PQCD framework [27], giving decay rate in agreement with the experimental result of $\mathcal{B} \simeq (7 - 9) \times 10^{-6}$ [4].

With NF, the amplitude for $\bar{B}^0 \rightarrow \phi \bar{K}^0$ is given by,

$$\frac{\mathcal{M}(\phi \bar{K}^0)}{\epsilon^* \cdot P_B} = -\kappa_{\phi K} \left\{ a_3 + a_4 + a_5 - \frac{1}{2} (a_7 + a_9 + a_{10}) + C_8^G \frac{\alpha_s}{4\pi} \frac{m_b^2}{q^2} \tilde{S}_{\phi K} \right\}, \quad (9)$$

where $\kappa_{\phi K} = \sqrt{2} G_F f_\phi m_\phi F_{BK} V_{ts}^* V_{tb}$, and $\epsilon^* \cdot P_B$ is the scalar product of the ϕ meson polarization vector with B meson momentum. The definition of the parameters a_i can be found in Ref. [20]. Table I enumerates the numerical values of a_i which we use for calculation. We take $C_8^G(m_b) = -0.15$ that would be derived from $b \rightarrow sg$. The hadronic parameter $\tilde{S}_{\phi K}/q^2$ is taken for $q^2 = m_b^2/3$, and $\tilde{S}_{\phi K} \simeq -1.32$ from the evaluation in NF, which can be found in the Appendix.

Taking $f_\phi = 237$ MeV and $F_{BK}(0) = 0.35$, we find $\mathcal{B}_{\text{SM}}(\phi K^0) \simeq 2.4 \times 10^{-6}$. Without the chromo-dipole effects, i.e. $\tilde{S}_{\phi K} \rightarrow 0$, one has $\mathcal{B}_{\text{SM}}(\phi K^0) \simeq 5.3 \times 10^{-6}$. Due to $\tilde{S}_{\phi K} \sim \mathcal{O}(1)$, the chromo-dipole contribution is substantial, and gives large reduction for the rate. But even for $\tilde{S}_{\phi K} \rightarrow 0$, the decay rate obtained by NF calculation is far below the experimental data.

For the the decay rate, NF seems deficient. However, the SM result for $\mathcal{S}_{\phi K_S}$ is independent of the factorization framework. As we noted, any additional effects do not change Eq. (6) unless an extra CPV phase enters. Taking account of $\text{Im}[V_{ts}^*/V_{ts}]$, we find $\Delta\mathcal{S}_{\phi K_S} \simeq 0.02$, for $\phi_3/\gamma = 60^\circ$, which is in good agreement with Refs. [28, 29].

We turn to $B \rightarrow \pi^0 K^0$. For the decay rate, the QCDF result [21] and the PQCD result [22] are comparable to the current data $\mathcal{B} \sim (11 - 13) \times 10^{-6}$ [5]. In the NF framework, the $\bar{B}^0 \rightarrow \pi^0 \bar{K}^0$ amplitude is

$$\begin{aligned} \mathcal{M}(\pi^0 \bar{K}^0) = & \kappa_{\pi K}^{(BK)} \left[\frac{V_{us}^* V_{ub}}{V_{ts}^* V_{tb}} a_2 - \frac{2}{3}(a_9 - a_7) \right] \\ & + \kappa_{\pi K}^{(B\pi)} \left[a_4 + \frac{m_K^2(2a_6 - a_8)}{(m_s + m_d)(m_b - m_d)} \right. \\ & \left. - \frac{1}{2}a_{10} + C_8^G \frac{\alpha_s}{4\pi} \frac{m_b^2}{q^2} \tilde{S}_{\pi K} \right], \quad (10) \end{aligned}$$

where $\kappa_{\pi K}^{(BK)} = -i \frac{G_F}{2} f_\pi (m_B^2 - m_K^2) F_{BK} V_{ts}^* V_{tb}$ for the $B \rightarrow K$ transition, while $\kappa_{\pi K}^{(B\pi)} = -i \frac{G_F}{2} f_K (m_B^2 - m_\pi^2) F_{B\pi} V_{ts}^* V_{tb}$ for the $B \rightarrow \pi$ transition. The chromo-dipole contribution appears only in the latter, and we shall use $\tilde{S}_{\pi K} \simeq -1.55$. Taking $f_\pi = 132$ MeV and $m_s = 110$ MeV, Eq. (10) leads to $\mathcal{B}_{\text{SM}}(\pi^0 K) \simeq 2.8 \times 10^{-6}$. Just as ϕK , $\tilde{S}_{\pi K} \sim \mathcal{O}(1)$ reduces the rate substantially. But even $\mathcal{B}_{\text{SM}}(\pi^0 K) \simeq 4.0 \times 10^{-6}$ for $\tilde{S}_{\pi K} \rightarrow 0$ remains problematic.

For $\Delta\mathcal{S}_{\pi^0 K_S}$, we are not hampered by using NF. Eq. (10) is more complicated than Eq. (9). Furthermore, $\pi^0 K$ would be smeared with the tree contributions carrying $\text{Im}[V_{ub}]$ although V_{ub} is highly suppressed. However, Eq. (6) persists. The amplitude in Eq. (10) gives $\Delta\mathcal{S}_{\pi^0 K_S} \simeq 0.03$, for $\phi_3/\gamma = 60^\circ$, again in agreement with Refs. [28, 29].

In similar way, we evaluate TCPV observables in $B \rightarrow \eta' K_S, \omega K_S, \rho^0 K_S$ modes. The amplitudes of these modes are rather complicated. But the trend of our results are consistent with the results in Refs. [28, 29]. For $\phi_3/\gamma = 60^\circ$, we find $\Delta\mathcal{S}_{\eta' K_S} \simeq 0.02$, $\Delta\mathcal{S}_{\omega K_S} \simeq 0.08$, and $\Delta\mathcal{S}_{\rho^0 K_S} \simeq -0.01$, respectively. We also calculate TCPV observables in $\pi^0 K^*$ and $\eta' K^*$. We assume these final states to be the CP even state, via $K^* \rightarrow \pi^0 K_S$. As anticipated, we find $\mathcal{S}_{\pi^0 K^*} \simeq -0.76$ and $\mathcal{S}_{\eta' K^*} \simeq -0.75$, respectively, with minus sign coming from ξ . The relevant chromodipole hadronic parameters \tilde{S}_{PP} , \tilde{S}_{PV} and \tilde{S}_{VV} can be found in Appendix A.

IV. STRANGE-BEAUTY \tilde{s}_R SQUARKS

In this section, we briefly summarize our model without going into details. The left-handed flavor mixing is well understood in terms of the CKM matrix elements. The pattern of flavor mixing in left- and right-handed dynamics could be different. But within the SM we are unable to probe right-handed quark mixing.

Our model is one of the possibilities to address CP violation in the right-handed sector. If there is an underlying approximate Abelian flavor symmetry (AFS), the right-handed s and b quarks can have near maximal mixing [1, 2]. The effective AFS implies down-type quark mass matrix to be of the form [3],

$$\frac{M_d^{sb}}{m_b} \sim \begin{bmatrix} \frac{m_s}{m_b} & \frac{m_s}{m_b} \\ 1 & 1 \end{bmatrix}, \quad (11)$$

where we quote 2-3 sector only. The ratio m_s/m_b is approximately $\mathcal{O}(\lambda^2)$. The near maximal right-handed mixing may be the largest off-diagonal element. However, its effect is hidden from our view in the SM for absence of right-handed dynamics. The combination of AFS and SUSY brings forth right-handed dynamics involving squarks, as well as realizing a near maximal \tilde{s}_R - \tilde{b}_R squark mixing [2, 3].

As pointed out in [2, 3], applying four texture zeros is needed to be safe from kaon low energy constraints. Decoupling d flavor is implied by lack of NP indication in B_d mixing. From this backdrop, we focus on 2-3 generation subsystem. With decoupling of d flavor, the down squark mass matrix is reduced from 6×6 to 4×4 , which is split up into

$$(\tilde{M}_d^2)^{(sb)} = \begin{bmatrix} (\tilde{M}_d^2)_{LL}^{(sb)} & (\tilde{M}_d^2)_{LR}^{(sb)} \\ (\tilde{M}_d^2)_{RL}^{(sb)} & (\tilde{M}_d^2)_{RR}^{(sb)} \end{bmatrix}, \quad (12)$$

where each submatrix would in principle be complex, and the Hermitian nature implies $(\tilde{M}_d^2)_{LR}^{(sb)\dagger} = (\tilde{M}_d^2)_{RL}^{(sb)}$. With squark mass scale \tilde{m} , one finds $(\tilde{M}_d^2)_{LL}^{(sb)} \sim \tilde{m}^2 V_{\text{CKM}}^{(23)}$ and $(\tilde{M}_d^2)_{LR}^{(sb)} \sim \tilde{m} M_d^{sb}$, while near democratic structure in $(\tilde{M}_d^2)_{RR}^{(sb)} \sim \tilde{m}^2$ [3, 30].

We now parameterize $(\tilde{M}_d^2)_{RR}^{sb}$ as

$$(\tilde{M}_d^2)_{RR}^{(sb)} = \begin{bmatrix} \tilde{m}_{22}^2 & \tilde{m}_{23}^2 e^{-i\sigma} \\ \tilde{m}_{23}^2 e^{i\sigma} & \tilde{m}_{33}^2 \end{bmatrix}, \quad (13)$$

with a unique new CP phase σ , which cannot be rotated away since phase freedom is already used in quark sector. Transforming

$$\begin{aligned} \begin{pmatrix} \tilde{s}_b \\ \tilde{s}_2 \end{pmatrix} &= R \begin{pmatrix} \tilde{s}_R \\ \tilde{b}_R \end{pmatrix} \\ &= \begin{bmatrix} \cos\theta & -\sin\theta e^{-i\sigma} \\ \sin\theta & \cos\theta e^{-i\sigma} \end{bmatrix} \begin{pmatrix} \tilde{s}_R \\ \tilde{b}_R \end{pmatrix}, \quad (14) \end{aligned}$$

one obtains the mass eigenstates $\tilde{s}b_{1,2}$, with the corresponding eigenvalues $\tilde{m}_{1,2}^2 = (\tilde{m}_{22}^2 + \tilde{m}_{33}^2 \mp \sqrt{(\tilde{m}_{22}^2 - \tilde{m}_{33}^2)^2 + 4\tilde{m}_{23}^4})/2$. In general, with $\tilde{m}_{22,33}^2 \simeq \tilde{m}_{23}^2$, strange-beauty squark $\tilde{s}b_1$ could be made lighter as a consequence of level splitting.

We assume that SUSY is at TeV scale, and the AFS scale is not too far above the SUSY scale. To make $\tilde{s}b_1$ as light as 200 GeV for TeV scale SUSY, one needs fine-tuning of $\tilde{m}_{23}^2/\tilde{m}^2 \simeq 1$ to $\mathcal{O}(10^{-2})$ level [3]. In fact, the scenario of our previous work [10] used $\tilde{m}_{22}^2 = \tilde{m}_{33}^2 = \tilde{m}^2$ and $1 - \tilde{m}_{23}^2/\tilde{m}^2 = 0.04$ (0.01) for $\tilde{m} = 1$ (2) TeV. The ϕK_S sign anomaly in 2003 seemed to demand such fine-tuning for light $\tilde{s}b_1$. Furthermore, we also demanded $m_{\tilde{g}}$ to be not heavier than 600 GeV. With the weakening of the current $\mathcal{S}_{\phi K_S}$ data, the previous somewhat extreme model parameters can be relaxed. In the following, we continue to pursue near maximal \tilde{s}_R - \tilde{b}_R mixing for convenience, *i.e.* $\theta = 45^\circ$, but make the tuning $1 - \tilde{m}_{23}^2/\tilde{m}^2$ less strict.

Let us not give the explicit expressions [30] of gluino-quark-squark and squark-squark-gluino interactions in mass eigenbasis. Instead, we present the right-handed chromo-dipole contributions as an example. The relevant coefficient is described as

$$C_8^{\prime G} = -\frac{\sqrt{2}\pi\alpha_s}{G_F\lambda_t} \left\{ \frac{1}{6}\mathcal{F}_1(\tilde{m}_1, m_{\tilde{g}}, \tilde{m}) + \frac{3}{2}\mathcal{F}_2(\tilde{m}_1, m_{\tilde{g}}, \tilde{m}) \right\},$$

where

$$\begin{aligned} \mathcal{F}_1(\tilde{m}_1, m_{\tilde{g}}, \tilde{m}) &= -c_\theta s_\theta e^{-i\sigma} \left[\frac{f(\tilde{x}_1)}{\tilde{m}_1^2} - \frac{f(\tilde{x}_2)}{\tilde{m}_2^2} \right] \\ &+ \tilde{m}m_{\tilde{g}} \left\{ \frac{c_\theta(c_\theta - s_\theta e^{-i\sigma})}{\tilde{m}_1^2 - \tilde{m}^2} \left(\frac{g(\tilde{x}_1)}{\tilde{m}_1^2} - \frac{g(\tilde{x}_0)}{\tilde{m}^2} \right) \right. \\ &\left. + \frac{s_\theta(s_\theta + c_\theta e^{-i\sigma})}{\tilde{m}_2^2 - \tilde{m}^2} \left(\frac{g(\tilde{x}_2)}{\tilde{m}_2^2} - \frac{g(\tilde{x}_0)}{\tilde{m}^2} \right) \right\}, \end{aligned} \quad (15)$$

with $\tilde{x}_0 = m_{\tilde{g}}^2/\tilde{m}^2$, $\tilde{x}_1 = m_{\tilde{g}}^2/\tilde{m}_1^2$, and $\tilde{x}_2 = m_{\tilde{g}}^2/\tilde{m}_2^2$, and $\mathcal{F}_2(\tilde{m}_1, m_{\tilde{g}}, \tilde{m})$ is obtained by the replacement $f(\tilde{x}_i) \rightarrow h(\tilde{x}_i)$ and $g(\tilde{x}_i) \rightarrow j(\tilde{x}_i)$. The expressions of $f(\tilde{x}_i)$, $g(\tilde{x}_i)$, $h(\tilde{x}_i)$ and $j(\tilde{x}_i)$ in Eq. (15) are given by

$$\begin{aligned} f(\tilde{x}_i) &= \frac{1}{12(\tilde{x}_i - 1)^4} (1 - 6\tilde{x}_i + 3\tilde{x}_i^2 + 2\tilde{x}_i^3 - 6\tilde{x}_i^2 \ln \tilde{x}_i), \\ g(\tilde{x}_i) &= \frac{1}{2(\tilde{x}_i - 1)^3} (1 - \tilde{x}_i^2 + 2\tilde{x}_i \ln \tilde{x}_i), \\ h(\tilde{x}_i) &= \frac{1}{12(\tilde{x}_i - 1)^4} (2 + 3\tilde{x}_i - 6\tilde{x}_i^2 + \tilde{x}_i^3 + 6\tilde{x}_i \ln \tilde{x}_i), \\ j(\tilde{x}_i) &= \frac{1}{2(\tilde{x}_i - 1)^3} (-3 + 4\tilde{x}_i - \tilde{x}_i^2 - \ln \tilde{x}_i). \end{aligned} \quad (16)$$

The coefficients at m_b scale can be calculated by means

of the leading order renormalization equations [30],

$$C_8^{\prime G}(\mu) = \left(\frac{\alpha_s(m_t)}{\alpha_s(\mu)} \right)^{\frac{14}{23}} \left(\frac{\alpha_s(\sqrt{M_{\text{SUSY}}})}{\alpha_s(m_t)} \right)^{\frac{14}{21}} C_8^{\prime G}(\sqrt{M_{\text{SUSY}}}), \quad (17)$$

where we assume $M_{\text{SUSY}} = \sqrt{\tilde{m}m_{\tilde{g}}}$.

Right-handed strong penguins a'_{3-6} are also taken into account in our calculation, where $a'_{3,4}$ and $a'_{5,6}$ mainly enter RR and RL squark mixings, respectively. The size of a'_{3-6} is smaller than the size of $C_8^{\prime G}$ by at least two orders of magnitude.

Before moving to the numerical study in the next session, one remark should be made. In general, the new effect on left-handed dynamics arise from LL and LR squark mixing. Here we assume that left-handed squark \tilde{q}_L is at TeV scale. In addition, one finds [3] that \tilde{s}_L - \tilde{b}_L mixing and \tilde{s}_L - $\tilde{s}b_{1,2}$ mixing are suppressed by a factor $\mathcal{O}(\lambda^2)$. Therefore, we expect the dominance of the SM contribution in left-handed dynamics, and neglect the left-handed SUSY effects. It is important to note that, in this specific framework, a light $\tilde{s}b_1$ can well survive the constraint of $b \rightarrow s\gamma$ decay rate [3]. As shown in Refs. [3, 10], for $m_{\tilde{g}} > 800$ GeV, neither the $\tilde{s}b_1$ mass nor the σ phase are constrained. Furthermore, the impact of $\tilde{s}b_1$ on the direct CPV in $b \rightarrow s\gamma$ [31], $\mathcal{A}_{b \rightarrow s\gamma}$, is rather small. This is based on the fact that there is no right-handed tree level weak interaction, and no operator mixing between right- and left-handed dynamics. We found that, even though $\mathcal{S}_{\phi K_S} < 0$ had persisted, the modulation from the SM prediction for $\mathcal{A}_{b \rightarrow s\gamma}$ (around +0.6%) is as small as $\pm 0.15\%$.

V. IMPACT OF $\tilde{s}b_R$ ON $\Delta\mathcal{S}_f$

We now introduce the SUSY effects into $B_d \rightarrow \phi K^0$ and $\pi^0 K^0$. As stated in previous sections, for simplicity we neglect the right-handed SM contributions to $b \rightarrow s$ transition, as well as the left-handed SUSY contributions. Consequently, in our calculation, the left-handed coefficients C_i are identical to the SM calculation, while the right-handed coefficients C_i' arise purely from NP.

The decay amplitude of $\bar{B}^0 \rightarrow \phi \bar{K}^0$ in Eq. (9) is modified as

$$\frac{\mathcal{M}(\phi \bar{K}^0)}{\epsilon^* \cdot P_B} \propto \left\{ \dots + (C_8^G + C_8^{\prime G}) \frac{\alpha_s}{4\pi} \frac{m_b^2}{q^2} \tilde{S}_{\phi K} \right\}, \quad (18)$$

where \dots are the terms shown in Eq. (9), modified by $a_i \rightarrow a_i + a_i'$. Because of $\tilde{S}_{\phi K} \sim \mathcal{O}(1)$ and $a'_{3-6}/C_8^{\prime G} < \mathcal{O}(10^{-2})$, the chromo-dipole SUSY effect is the dominant NP effect in Eq. (18).

Fig. 1(a) illustrates our result for $\Delta\mathcal{S}_{\phi K_S}$ vs new CP phase σ . We fix \tilde{m} to be 1.5 TeV for illustration. Since

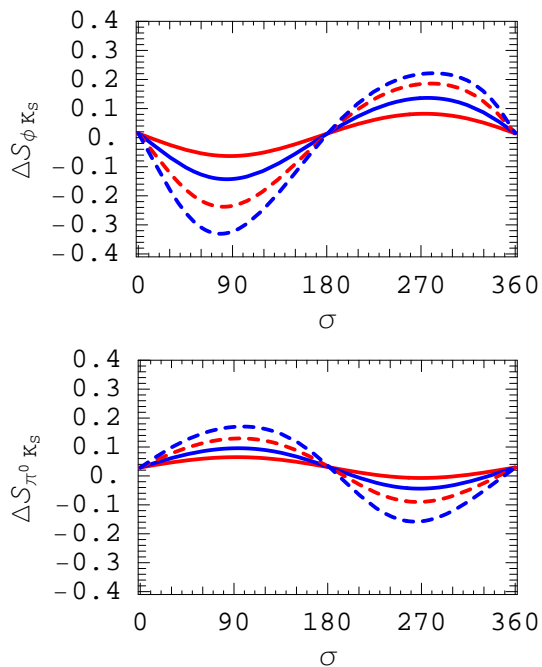


FIG. 1: (a) $\Delta\mathcal{S}_{\phi K_S}$ and (b) $\Delta\mathcal{S}_{\pi^0 K_S}$ vs new CP phase σ for $\tilde{m} = 1.5$ TeV. Solid curves are for $m_{\tilde{s}b_1} = 1100$ GeV and 750 GeV with $m_{\tilde{g}}$ fixed at 950 GeV. Dashed curves are for $m_{\tilde{g}} = 900$ GeV and 750 GeV with $m_{\tilde{s}b_1}$ fixed at 500 GeV. Steeper solid (dashed) curve corresponds to $m_{\tilde{s}b_1}$ ($m_{\tilde{g}}$) = 750 GeV.

NF contains small strong phases, our results reflect genuine NP contributions. Here we set $\Delta\mathcal{S}_{\phi K_S} \simeq -0.2$ as a target for extracting the preferred regions for $m_{\tilde{s}b_1}$ and $m_{\tilde{g}}$. We illustrate with four examples spanning some range for $m_{\tilde{s}b_1}$ and $m_{\tilde{g}}$, but with values remaining *natural*. We see that, for $\sigma \sim 90^\circ$, the range $m_{\tilde{s}b_1} \simeq 500$ – 800 GeV with $m_{\tilde{g}} \simeq 700$ – 900 GeV can be easily accommodated by the current $\Delta\mathcal{S}_{\phi K_S}$ data. These mass regions are well within the discovery range at LHC [16], which would be commissioned in 2007. On the other hand, one has $\Delta\mathcal{S}_{\phi K_S} \gg \Delta\mathcal{S}_{\phi K_S}^{\text{SM}} > 0$ for $\sigma \sim 270^\circ$, and $\Delta\mathcal{S}_{\phi K_S} \simeq \Delta\mathcal{S}_{\phi K_S}^{\text{SM}}$ at $\sigma \simeq 0^\circ/180^\circ$.

Note that $m_{\tilde{s}b_1} \ll m_{\tilde{g}} \sim \tilde{m}$, or $m_{\tilde{g}} \ll m_{\tilde{s}b_1} \sim \tilde{m}$ as well as $m_{\tilde{s}b_1} \sim m_{\tilde{g}} \ll \tilde{m}$ with small σ phase [10] can still be accommodated and need not be thrown away. However, these ranges are not of interests in this work as we emphasize naturalness for $m_{\tilde{s}b_1}$ on the SUSY scale. In the following, we take $[m_{\tilde{s}b_1}, m_{\tilde{g}}] \simeq [500, 900]$ GeV as our standard value with \tilde{m} at 1.5 TeV.

The decay amplitude of $\bar{B}^0 \rightarrow \pi^0 \bar{K}^0$ is modified as

$$\mathcal{M}(\pi^0 \bar{K}^0) \propto \left\{ \dots + (C_8^G - C_8'^G) \frac{\alpha_s m_b^2}{4\pi q^2} \tilde{S}_{\pi K} \right\}, \quad (19)$$

where \dots are the terms shown in Eq. (10) with replacement $a_i \rightarrow a_i - a_i'$. Contrary to Eq. (18), the primed terms change sign, which would cause anticorrelation effect between $\mathcal{S}_{\phi K_S}$ and $\mathcal{S}_{\pi^0 K_S}$ [10]. Fig. 1(b) illustrates

our result of $\Delta\mathcal{S}_{\pi^0 K_S}$ which shows the opposite trend to $\Delta\mathcal{S}_{\phi K_S}$. Like ϕK amplitude, the dominant SUSY effect would come from the chromo-dipole term. However, the new effect on $\Delta\mathcal{S}_{\pi^0 K_S}$ is milder since the chiral operator O_6 enhances the left-handed, *i.e.* the SM, contributions. Specifically, our standard value gives $\Delta\mathcal{S}_{\pi^0 K_S} \simeq 0.13$ for $\sigma \sim 90^\circ$, while $\Delta\mathcal{S}_{\pi^0 K_S} \simeq -0.09$ for $\sigma \sim 270^\circ$.

For the current data of $\Delta\mathcal{S}_{\phi K_S} \simeq -0.22 \pm 0.19$, the accuracy is not sufficient to discriminate between the NP result and the SM result. By continuing to run until 2008, the data accumulated by the B factories is expected to be more than 3×10^9 $B\bar{B}$ events, about four times the current number, which can reduce the current error of $\Delta\mathcal{S}_{\phi K_S}$ by half [33]. In order for an order of magnitude improvement in accuracy, we may need to wait for the *Super B factory* [33]. Bearing this in mind, let us think about future prospects along the four scenarios enumerated in the Introduction. For sake of discussion, we split σ into 4 regions:

- (a) $90^\circ \pm 60^\circ$,
- (b) $270^\circ \pm 60^\circ$,
- (c) $0^\circ \pm 30^\circ$, and
- (d) $180^\circ \pm 30^\circ$.

Because of the anticorrelation between $\Delta\mathcal{S}_{\phi K_S}$ and $\Delta\mathcal{S}_{\pi^0 K_S}$, one has $\Delta\mathcal{S}_{\pi^0 K_S} > 0$ for $\Delta\mathcal{S}_{\phi K_S} < 0$, and vice versa for $\tilde{s}\tilde{b}_R$ effect. We see that *Scenario 1* prefers the σ range (a), which would demand $\Delta\mathcal{S}_{\pi^0 K_S}$ to be positive, the same as the SM prediction, and likely larger. If the present $\Delta\mathcal{S}_{\phi K_S}$ holds, but $\Delta\mathcal{S}_{\pi^0 K_S}$ changes sign in the future, the range (a) with $m_{\tilde{g}} \lesssim 900$ GeV might be the solution. *Scenario 2*, instead, would require the further experimental results to raise up $\Delta\mathcal{S}_{\phi K_S}$, but confirm the present sign of $\Delta\mathcal{S}_{\pi^0 K_S}$. This scenario, if realized, would prefer range (b). *Scenario 3* is consistent with the current experimental results of $\Delta\mathcal{S}_{\phi K_S, \pi^0 K_S} < 0$. However, our model, as well as any SUSY model with underlying large right-handed dynamics, cannot accommodate this scenario because of the implied anticorrelations. If the present deviations in $\Delta\mathcal{S}_{\phi K_S, \pi^0 K_S}$ persist, it would evidently be a hint for NP, but would be a different picture of NP than the current one (a study within a certain specific model will be described in Ref. [32]) studied here. The ranges (c) and (d) can fit *Scenario 4* which implies that $\Delta\mathcal{S}_{\phi K_S}$ and $\Delta\mathcal{S}_{\pi^0 K_S}$ will converge to $\sin 2\phi_1/\beta$ in the future. In this scenario, we cannot distinguish between NP and SM since the effect from NP might overlap with the effect from SM. However, in the next section, we shall see that measurements of B_s mixing and the associated CPV phase may discover NP, even if *Scenario 4* is realized.

From straightforward calculations, we have also evaluated our SUSY model effects on $\Delta\mathcal{S}_f$ for $f = \eta' K_S, \omega K_S, \rho^0 K_S, \pi^0 K^*$ and $\eta' K^*$. So far, $\mathcal{S}_{\eta' K_S}$ and $\mathcal{S}_{\omega K_S}$ have been measured. For ωK_S , the BaBar result [34] and Belle result [11] are not in good agreement, as is the case for $\mathcal{S}_{\eta' K_S}$. Recently, BaBar measured $\mathcal{S}_{\pi^0 \pi^0 K_S}$ [35] which is, in principle, equivalent to $\mathcal{S}_{\pi^0 K^*}$, where $K^* \rightarrow \pi^0 K_S$, however the error is very large.

We confirm that the effect on $\Delta\mathcal{S}_{\eta' K_S}$ anticorrelates

[6, 7] with the effect on $\Delta\mathcal{S}_{\phi K_S}$. Our result of $\Delta\mathcal{S}_{\eta' K_S}$ is rather similar to $\Delta\mathcal{S}_{\pi^0 K_S}$. On the other hand, $\Delta\mathcal{S}_{\omega K_S}$ and $\Delta\mathcal{S}_{\rho^0 K_S}$ show the opposite trend with $\Delta\mathcal{S}_{\phi K_S}$. The hadronic parameters \tilde{S}_f in $\eta' K_S$, ωK_S and $\rho^0 K_S$ are more involved than $\tilde{S}_{\phi K_S}$ or $\tilde{S}_{\pi^0 K_S}$. In particular, our results for ωK_S and $\rho^0 K_S$ are quite sensitive to form factors. This is because the hadronic parameters in these modes arise from $B \rightarrow V$ transitions, unlike ϕK_S , and depend strongly on the form factors (see Eq. (A3)). Within NF, our SUSY effects on $\Delta\mathcal{S}_{\eta' K_S}$, $\Delta\mathcal{S}_{\omega K_S}$ and $\Delta\mathcal{S}_{\rho^0 K_S}$ could be measurable. However, the large rates for these modes are not well understood. Our SUSY effects do not help to reach the observed rates. The additional hadronic effects needed to enhance the rates could likely be rather large and smear the impact of our SUSY effects very much. This is why we refrain from going into the details about these decays. For our results on TCPV in $\pi^0 K^*$ and $\eta' K^*$, we just mention that we found sizable NP effects in $\pi^0 K^*$ with variation around the SM result, while invisibly small for $\eta' K^*$.

VI. THE PROBES Δm_{B_s} , $\sin 2\Phi_{B_s}$ AND $\mathcal{S}_{K^*\gamma}$

Due to the softening of TCPV data on $\Delta\mathcal{S}_{\phi K_S}$ and $\Delta\mathcal{S}_{\pi^0 K_S}$, we find that the preferred regions for $m_{\tilde{s}b_1}$ and $m_{\tilde{g}}$ are now heavier hence more natural. However, the parameter \tilde{S}_f/q^2 related to the hadronic matrix element of chromo-dipole operator is highly uncertain. Furthermore, annihilation phases are likely present in these hadronic B decays. Such hadronic uncertainties would prevent the determination of the SUSY model parameters, even when $\Delta\mathcal{S}_{\phi K_S}$ and $\Delta\mathcal{S}_{\pi^0 K_S}$ become precisely measured. It is of interest to explore processes that are largely free of hadronic uncertainties.

As pointed out in Ref. [36], Λ polarization in $\Lambda_b \rightarrow \Lambda\gamma$ [37] would be a clean probe of the right-handed NP. However, the impact from our updated heavier $m_{\tilde{s}b_1}$ and $m_{\tilde{g}}$ would give rise to effects no larger than 10%. Besides, this mode seems very hard to measure. In this sense, B_s mixing and TCPV in $B_d \rightarrow K^*\gamma$ would be better probes for our SUSY effects [3, 10]. We therefore update these measurables to the current preferred parameter space for our model.

A. B_s system

B_s mixing can be studied by flavor specific decays, such as $B_s \rightarrow D_s^+ \pi^-$. The present bound of the mass difference is $\Delta m_{B_s} > 14.5 \text{ ps}^{-1}$ with 95% confidence level [5]. The SM prediction of Δm_{B_s} , on the other hand, is around 20 ps^{-1} . Uncovering a Δm_{B_s} value considerably larger than this would be a hint for NP. The currently running Tevatron can cover part of the SM range. But at the LHC, besides the collider detectors ATLAS and CMS, the dedicated LHCb experiment claims to cover

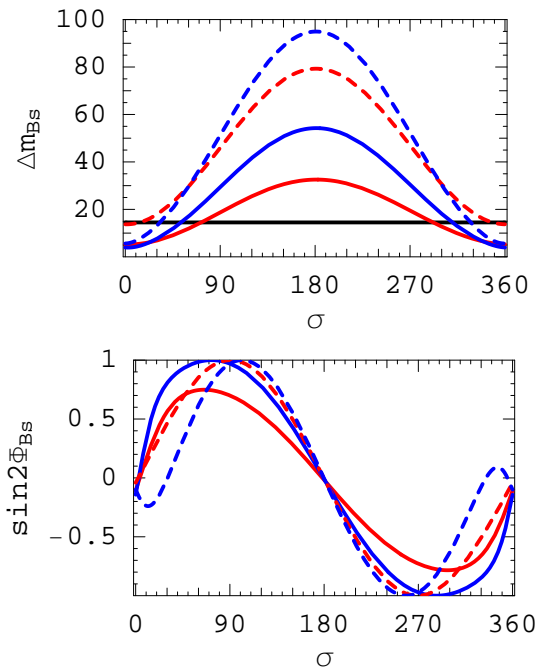


FIG. 2: (a) Δm_{B_s} and (b) $\sin 2\Phi_{B_s}$ vs σ for $\tilde{m} = 1.5 \text{ TeV}$. Notation is the same as Fig. 1. The horizontal line in (a) is the current Δm_{B_s} bound.

Δm_{B_s} up to 70 ps^{-1} , and should have no problem in fully exploring $\Delta m_{B_s}^{\text{SM}}$.

In our previous work, we studied the implication of ϕK_S sign anomaly for Δm_{B_s} [10]. The negative $\mathcal{S}_{\phi K_S}$ would imply that B_s probably oscillates faster than 70 ps^{-1} , which would be challenging even for LHCb. The situation is now relaxed. It is useful to revisit the impact of our SUSY effect on Δm_{B_s} .

The error on theoretical calculations are contained in the hadronic factor $f_{B_s} \sqrt{B_{B_s}}$, which is being studied vigorously by lattice approaches. There is no strong phase, therefore Δm_{B_s} should eventually supply much cleaner information about new CPV phase.

Fig. 2(a) shows our prediction of Δm_{B_s} . We plot the present bound as horizontal solid straight line. Let us focus on our standard value $[m_{\tilde{s}b_1}, m_{\tilde{g}}] \simeq [500, 900] \text{ GeV}$. For the σ range (a) and (b), Δm_{B_s} lie in the measurable $20\text{-}70 \text{ ps}^{-1}$ range. The curious *Scenario 4* prefers the σ ranges (c) and (d). From $\Delta\mathcal{S}_f$ studies, one cannot distinguish these two possibilities, therefore cannot tell whether one has NP or not. Interestingly, Δm_{B_s} can disclose the remarkable difference between the ranges (c) and (d). For the range (c), Δm_{B_s} is similar to the SM prediction. For the range (d), instead, one has $\Delta m_{B_s} \sim 70\text{-}80 \text{ ps}^{-1}$.

Assuming Δm_{B_s} can be observed, the associated CPV phase $\sin 2\Phi_{B_s}$ can provide further information on σ . $\sin 2\Phi_{B_s}$ can be measured for example via $B_s \rightarrow J/\psi\Phi$ decay. Similar to the B_d case, this mode is dominantly a $b \rightarrow c\bar{c}s$ transition, hence probes the weak phase as-

sociated with B_s mixing. The SM asserts $\sin 2\Phi_{B_s} \sim -0.04$. More than ± 0.1 deviation from the SM prediction, if measured, would indicate the presence of new CPV phase. As shown in Fig. 2(b), the various heavier $m_{\tilde{s}b_1}$ and $m_{\tilde{g}}$ values can still make spectacular impact on $\sin 2\Phi_{B_s}$. Note that *Scenario 1* implies $\sin 2\Phi_{B_s} \sim +1$, while *Scenario 2* implies $\sin 2\Phi_{B_s} \sim -1$. Measurement of $\sin 2\Phi_{B_s}$ and Δm_{B_s} might provide confirmation of *Scenario 1, 2* or *4*.

Besides $\sin 2\Phi_{B_s}$ measurement, one can study TCPV in nonleptonic B_s decays as well. For $b \rightarrow s$ transition, the promising decays are $B_s \rightarrow K^+ K^-$ [38–40] and $\phi\phi$, while measuring $K^0 \bar{K}^0$ might be hopeless. Especially, $B_s \rightarrow \phi\phi$ will be a help to understand the polarization anomaly in $B_d \rightarrow \phi K^*$. The SM predicts $\mathcal{S}_{B_s \rightarrow K^+ K^-} \simeq 0.5$ reflecting its decay phase from $V_{us}^* V_{ub}$ accompanied by a_1 in Table I, while $\mathcal{S}_{B_s \rightarrow \phi\phi} \simeq 0$ due to the absence of the decay phase just as in $B_d \rightarrow \phi K_S$. We find that $\mathcal{S}_{B_s \rightarrow K^+ K^-}$ and $\mathcal{S}_{B_s \rightarrow \phi\phi}$ (longitudinal polarization state) show the opposite trend with $\sin 2\Phi_{B_s}$. Finding \mathcal{S}_f in B_s decays would be a further crosscheck of hint for NP from corresponding B_d decays.

B. TCPV in $B_d \rightarrow K^* \gamma$

TCPV in $B \rightarrow K^* \gamma$ is also a good place to look for SUSY effect in our model [10].

The photon radiated from $b \rightarrow s \gamma$ can, in principle, pick up the chirality information of the electromagnetic operators arising from the left- and right-handed dynamics. Therefore, the SM contribution dominantly generates the left-handed polarized photon, while our SUSY effect dominantly generates the right-handed photon. Although $\mathcal{S}_{K^* \gamma}$ is studied without directly measuring the photon handedness, because of the requirement that the final state should be a CP eigenstate, both components need to be present for $\mathcal{S}_{K^* \gamma}$ to be nonvanishing. Summing over the two separate rates for $K^* \gamma_L$ and $K^* \gamma_R$, the CP violating interference can occur. Following Refs. [36, 41], one has

$$\mathcal{S}_{K^* \gamma} = \frac{2\text{Im}[e^{-i2\phi_1} C_7^\gamma C_7^{\prime\gamma}]}{|C_7^\gamma|^2 + |C_7^{\prime\gamma}|^2}, \quad (20)$$

where we follow the convention of Eq. (3) which is opposite to that used in Ref. [41]. In the SM, $C_7^{\prime\gamma}/C_7^\gamma \simeq m_s/m_b$, hence $\mathcal{S}_{K^* \gamma} \simeq -0.04$ is predicted.

Fig. 3 illustrates our prediction with our updated $m_{\tilde{s}b_1}$ and $m_{\tilde{g}}$, which shows a measurable effect [42]. We see that *Scenario 1* gives small $\mathcal{S}_{K^* \gamma}$ with negative sign, while sizable $\mathcal{S}_{K^* \gamma}$ with positive sign will be realized in *Scenario 2*. Measurement of $\mathcal{S}_{K^* \gamma}$ can also help discriminate between the σ range (c) and (d). So far, errors in the experimental results at BaBar [43] and at Belle [44] are too large to observe a real hint for NP.

We make one cautionary remark. $\mathcal{S}_{K^* \gamma}$ has been expected to be largely free from hadronic uncertainties. A

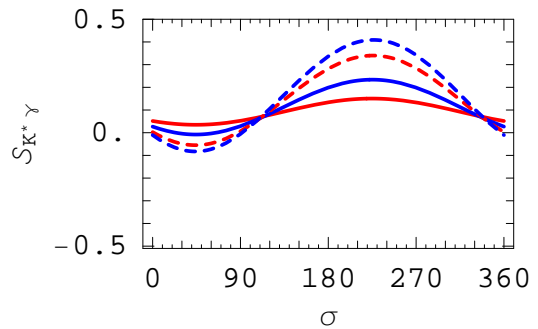


FIG. 3: $\mathcal{S}_{K^* \gamma}$ vs σ for $\tilde{m} = 1.5$ TeV. Notation is the same as Fig. 1.

recent study of TCPV in $B \rightarrow X \gamma$ [45] in Soft Collinear Effective Theory claims that the SM prediction of $\mathcal{S}_{K^* \gamma}$ could easily be of order 0.1 (the sign cannot be fixed) with large uncertainties from unknown hadronic matrix elements. If such sizable uncertainties are indeed present in SM, $\mathcal{S}_{K^* \gamma}$ may not be as good a probe of NP as $\sin 2\Phi_{B_s}$. Even so, however, improved measurements in the future will test our result for $\mathcal{S}_{K^* \gamma}$ if $\sigma \in (180^\circ, 300^\circ)$, i.e. the ranges (b) and (d).

VII. DISCUSSION AND CONCLUSION

As stated previously, a more up to date application of the factorization framework could dilute the NP effects on $\Delta \mathcal{S}_f$ [32]. Let us try to estimate the probable dilution effect on $\Delta \mathcal{S}_{\phi K_S}$. To address this, we pay attention to the decay rate, and introduce a heuristic term for annihilation effect, by referring to QCDF framework [21]. Without the chromo-dipole term, multiplying $a_i + a'_i$ in the SM by $(1 + 0.4 e^{i30^\circ})$ enhances the decay rate from $\mathcal{B} \simeq 5.3 \times 10^{-6}$ to 9.8×10^{-6} . The direct CPV around +0.02 is not in disagreement with data. Adding the chromo-dipole term (but not scaled by the annihilation factor), our standard values for NP parameters give $\mathcal{B} \simeq 7.6 \times 10^{-6}$ for $\sigma \sim 90^\circ$, which remains within the experimental error. In this case, NP effect on TCPV gets diluted by the annihilation effect, and $\Delta \mathcal{S}_{\phi K_S}$ becomes 35% weaker than shown in Fig. 1(a). Because of this dilution from non- CP related physics, and because the associated strong phase is not very large, the effect on direct CPV is small and still consistent with data. From a similar study, we find that the dilution for $\Delta \mathcal{S}_{\pi^0 K_S}$ could be 42%. We therefore caution that NP effect in TCPV observables might get diluted by such hadronic effects.

As our model still adheres to large right-handed dynamics, we should comment on the constraint from EDM of ^{199}Hg . As claimed in Ref. [46], within NP CPV with underlying SUSY, the chromoelectric dipole moment (CEDM) of s quark (d_s^C) would strongly correlate with $\mathcal{S}_{\phi K_S}$.

In our model, d_s^C receives contributions from RR

squark mixing as well as RL squark mixing, where the latter is enhanced by m_b/m_s and accompanied with \tilde{s}_L - \tilde{b}_L mixing parameter $(\delta_{LL})_{sb}$. Even if we set $(\delta_{LL})_{sb} = 0$, d_s^C for our standard value turns out to be three times larger than the present bound [46]. However, there could be cancellations between effect from RR mixing and from RL mixing. As a particular case, taking $(\delta_{LL})_{sb} \simeq -0.01$ would allow our updated $m_{\tilde{s}b_1}$ and $m_{\tilde{g}}$ values. The left-handed squark mixing in our model should therefore be studied further.

Even if studies of CPV can determine $m_{\tilde{s}b_1}$, $m_{\tilde{g}}$ and σ , direct observation of $\tilde{s}b_1$ is much more exciting. A 200 GeV $\tilde{s}b_1$ as suggested by us when $\mathcal{S}_{\phi K_S} < 0$ could be discovered at the Tevatron. However, with the weakening of the current $\mathcal{S}_{\phi K_S}$ data, $m_{\tilde{s}b_1} \gtrsim 500$ GeV would be the more plausible range. Observation of such $\tilde{s}b_1$ is hopeless at the Tevatron, but very relevant at the LHC.

Assuming that a bino $\tilde{\chi}_1^0$ is lighter than $\tilde{s}b_1$ [3], the most interesting decay mode is $\tilde{s}b_1 \rightarrow b/s \tilde{\chi}_1^0$. Since $\tilde{s}b_1$ carries both s and b flavors, both the $\tilde{s}b_1 \rightarrow b\tilde{\chi}_1^0$ and $\tilde{s}b_1 \rightarrow s\tilde{\chi}_1^0$ decays, depending on the mixing angle $\sin\theta$ of Eq. (14), could be comparable in rate. If maximal \tilde{s}_R - \tilde{b}_R mixing is realized, the standard \tilde{b} squark search bound, based on b -tagging, would be weakened. We stress that this possibility should be kept in mind for direct search. It would be exciting to discover a flavor-mixed squark, as SUSY and flavor would become clearly linked to each

other. The production of light $\tilde{s}b_1$ at hadron colliders have been studied by paying attention to lower mass $m_{\tilde{s}b_1}$ and $m_{\tilde{g}}$ as hinted by $\mathcal{S}_{\phi K_S} < 0$ [47], which is aimed more at the Tevatron. But the era of LHC is approaching. With the heavier $m_{\tilde{s}b_1}$ and $m_{\tilde{g}}$ range now implied by the softened $\Delta\mathcal{S}_f$, the studies for collider search should be updated.

Let us conclude. The hint for New Physics in $B_d \rightarrow \phi K_S$ has weakened. The mild hint no longer calls for rather light $m_{\tilde{s}b_1}$ and $m_{\tilde{g}}$. Comparing with recent experimental data, we extract the new mass range of $m_{\tilde{s}b_1} \simeq 500 - 800$ GeV and $m_{\tilde{g}} \simeq 700 - 900$ GeV, which is much more natural on the SUSY scale of $\tilde{m} \sim 1 - 2$ TeV. B_s mixing, the associated CP violation $\sin 2\Phi_{B_s}$, and time-dependent CP violation in $B_d \rightarrow K^* \gamma$ would be better probes of our flavor/SUSY model effects, which are less affected by hadronic uncertainties. The impact on Δm_{B_s} and $\sin 2\Phi_{B_s}$ is very relevant to LHCb. By the time of LHC turn-on, we may know better about the hints for NP from $\Delta\mathcal{S}_f$. But B_s studies and direct search for the $\tilde{s}b_1$ squark at the LHC would open a new era.

Acknowledgments

This work is supported in part by grants NSC-94-2112-M-002-035 and NSC-94-2811-M-002-053.

APPENDIX A: HADRONIC PARAMETER \tilde{S}_f

We compute the hadronic parameter \tilde{S}_f of chromo-dipole operator contribution to $B \rightarrow f$ decay by following Ref. [24]. The expressions depend on f being PP , VP or VV final state, where P is a pseudoscalar, and V a vector meson.

1. $B \rightarrow PP$ decays

With $B \rightarrow P_2$ transition, one gets

$$\begin{aligned} \tilde{S}_{P_1 P_2} = & -\frac{8}{9} \left[\left(1 + \frac{2m_1^2}{(m_s + m_q)(m_b - m_q)} \right) \left(1 - \frac{m_s}{m_b} \right) + \frac{(P_B \cdot p_1)}{m_b(m_b - m_q)} \right. \\ & \left. - \frac{m_1^2(2m_B^2 - (P_B \cdot p_1))}{m_b(m_B^2 - m_2^2)(m_s + m_q)} + \frac{m_B^2 m_1^2 - (P_B \cdot p_1)^2}{2m_b m_B (m_B^2 - m_2^2)} \right]. \end{aligned} \quad (\text{A1})$$

2. $B \rightarrow VP$ decays

For $B \rightarrow P$ transition, one has

$$\tilde{S}_{V_1 P_2} = -\frac{8}{9} \left[1 + \frac{m_s}{m_b} + \frac{m_B^2 - m_2^2}{2m_b(m_b - m_q)} - \frac{f_1^T}{f_1} \frac{m_1}{2m_b} - \frac{(P_B \cdot p_1)}{4m_b m_B} \right], \quad (\text{A2})$$

where we assume $f_1^T = f_1$ in our calculation.

For $B \rightarrow V$ transition, one has

$$\begin{aligned} \tilde{S}_{P_1 V_2} = & -\frac{8}{9} \left[\left(1 - \frac{2m_1^2}{(m_s + m_q)(m_b + m_q)} \right) \left(1 + \frac{m_s}{m_b} \right) + \frac{(P_B \cdot p_1)}{m_b(m_b + m_q)} \right. \\ & - \frac{m_1^2(m_B + m_2)}{2m_b(m_s + m_q)m_2} \frac{A_1}{A_0} + \frac{m_1^2(2m_B^2 - (P_B \cdot p_1))}{2m_b(m_s + m_q)m_2(m_B + m_2)} \frac{A_2}{A_0} \\ & \left. + \frac{3(P_B \cdot p_1) - 2m_B^2 - m_1^2}{2m_b m_2} \frac{g_+}{A_0} + \frac{m_1^2 - (P_B \cdot p_1)}{2m_b m_2} \frac{g_-}{A_0} + \frac{m_B^2 m_1^2 - (P_B \cdot p_1)^2}{m_b m_B^2 m_2} \frac{h}{A_0} \right], \end{aligned} \quad (\text{A3})$$

with

$$\begin{aligned} g_+ &= \frac{1}{2} \left[\frac{m_B + m_2}{m_B} A_1 + \frac{m_B^2 - m_2^2 + m_1^2}{m_B(m_B + m_2)} V \right], & g_- &= \frac{1}{2} \left[\frac{m_B + m_2}{m_B} A_1 - \frac{3m_B^2 + m_2^2 - m_1^2}{m_B(m_B + m_2)} V \right], \\ h &= \frac{m_B V}{m_B + m_2} - \frac{m_B A_2}{2(m_B + m_2)} - \frac{m_B m_2 A_0}{m_1^2} + \frac{m_B(m_B + m_2) A_1}{2m_1^2} - \frac{m_B(m_B - m_2) A_2}{2m_1^2}, \end{aligned} \quad (\text{A4})$$

where $A_{0,1,2}$ and V are the $B \rightarrow V$ form factors [20, 48, 49].

3. $B \rightarrow VV$ decays

For longitudinally polarized state with $B \rightarrow V_2$ transition, one has

$$\begin{aligned} \tilde{S}_{V_1 V_2} = & -\frac{8}{9} \left[\left(\frac{x(m_B + m_2)}{2} - \frac{m_1 m_2}{m_B + m_2} \frac{A_2}{A_1} (x^2 - 1) \right) \left(1 - \frac{m_s}{m_b} \right) + \frac{1}{2m_b} \frac{g_+}{A_1} (m_1 m_2 (x^2 - 1) - m_B^2 x) \right. \\ & \left. - \frac{m_B p_c x}{2m_b} \frac{g_-}{A_1} - \frac{m_1^2 m_2^2}{2m_b m_B^2} \frac{h}{A_1} (x^2 - 1) \left(\sqrt{x^2 - 1} + x \right) + \frac{m_1 m_2^2}{m_b(m_b + m_q)} \frac{A_0}{A_1} (x^2 - 1) \right], \end{aligned} \quad (\text{A5})$$

where $x \equiv \frac{p_1 \cdot p_2}{m_1 m_2}$, and p_c is the c.m. momentum of the final state particle.

-
- [1] Y. Nir and N. Seiberg, Phys. Lett. B **309**, 337 (1993); M. Leurer, Y. Nir and N. Seiberg, Nucl. Phys. B **420**, 468 (1994).
- [2] C.K. Chua and W.S. Hou, Phys. Rev. Lett. **86**, 2728 (2001).
- [3] A. Arhrib, C.K. Chua and W.S. Hou, Phys. Rev. D **65**, 017701 (2001).
- [4] See the webpage of the Heavy Flavor Averaging Group [HFAG]: <http://www.slac.stanford.edu/xorg/hfag/>.
- [5] S. Eidelman *et al.* (Particle Data Group), Phys. Lett. B **592**, 1 (2004); and 2005 partial update for the 2006 edition available on the PDG webpage (URL: <http://pdg.lbl.gov/>).
- [6] A.L. Kagan, lecture at 30th SLAC Summer Institute, Stanford, August 2002.
- [7] S. Khalil and E. Kou, Phys. Rev. D **67**, 055009 (2003); Phys. Rev. Lett. **91**, 241602 (2003).
- [8] G.L. Kane, P. Ko, H. Wang, C. Kolda, J.-H. Park and L.-T. Wang, Phys. Rev. Lett. **90**, 141803 (2003); Phys. Rev. D **70**, 035015 (2004).
- [9] R. Harnik, D.T. Larson, H. Murayama and A. Pierce, Phys. Rev. D **69**, 094024 (2004).
- [10] C.K. Chua, W.S. Hou and M. Nagashima, Phys. Rev. Lett. **92**, 201803 (2004).
- [11] K. Abe *et al.* [Belle Collaboration], hep-ex/0507037.
- [12] B. Aubert *et al.* [BaBar Collaboration], Phys. Rev. D **71**, 091102 (2005).
- [13] B. Aubert *et al.* [BaBar Collaboration], Phys. Rev. D **71**, 111102 (2005).
- [14] B. Aubert *et al.* [BaBar Collaboration], hep-ex/0507087.
- [15] G.W.S. Hou, presented at 32nd International Conference on High-Energy Physics, August 2005, Beijing, China, (hep-ph/0412115).
- [16] CMS Brochure, see <http://cmsinfo.cern.ch/Welcome.html/>.
- [17] J.S. Hagelin, Nucl. Phys. B **193**, 123 (1981); E. Franco, M. Lusignoli, A. Pugliese, Nucl. Phys. B **194**, 403 (1982); I. Dunietz, Phys. Rev. D **52**, 3048 (1995); A.S. Dighe, I. Dunietz, H.J. Lipkin and J.L. Rosner, Phys. Lett. B **369**, 144 (1996); A.S. Dighe, I. Dunietz and R. Fleischer, Eur. Phys. J. C **6**, 647 (1999).
- [18] A.J. Buras, hep-ph/9806471.
- [19] M. Gronau, Phys. Lett. B **300**, 163 (1993).
- [20] See, for example, A.Ali, G. Kramer and C.D. Lu, Phys. Rev. D **58**, 094009 (1998).

- [21] M. Beneke and M. Neubert, Nucl. Phys. **B675**, 333 (2003).
- [22] Y.-Y. Keum, H.-n. Li and A.I. Sanda, Phys. Rev. D **63**, 054008 (2001); H.-n. Li, S. Mishima and A.I. Sanda, Phys. Rev. D **72**, 114005 (2005).
- [23] C.-D. Lu, K. Ukai and M.-Z. Yang, Phys. Rev. D **63**, 074009 (2001).
- [24] M. Ciuchini, E. Gabrielli and G.F. Giudice, Phys. Lett. B **388**, 353 (1996); A.L. Kagan and A.A. Petrov, hep-ph/9707354; A. Arhrib, C.K. Chua and W.S. Hou, Phys. Eur. Phys. J. C **21**, 567 (2001).
- [25] Y.-H. Chen, H.-Y. Cheng, B. Tseng and K.-C. Yang, Phys. Rev. D **60**, 094014 (1999), and references therein.
- [26] H.-Y. Cheng and K.-C. Yang, Phys. Rev. D **64**, 074004 (2001).
- [27] S. Mishima, Phys. Lett. B **521**, 252 (2001); S. Mishima and A.I. Sanda, Prog. Theor. Phys. **110**, 549 (2003).
- [28] M. Beneke, Phys. Lett. B **620**, 143 (2005).
- [29] H.-Y. Cheng, C.-K. Chua and A. Soni, Phys. Rev. D **72**, 014006 (2005).
- [30] C.K. Chua and W.S. Hou, hep-ph/0110106.
- [31] A.L. Kagan and M. Neubert, Phys. Rev. D **58**, 094012 (1999).
- [32] W.S. Hou, M. Nagashima, G. Raz and A. Soddu, in preparation.
- [33] M. Hazumi [Belle Collaboration], talk at Third International Conference on Flavor Physics, October 2005, National Central University, Chung li, Taiwan.
- [34] B. Aubert *et al.* [BaBar Collaboration], hep-ex/0503018.
- [35] B. Aubert *et al.* [BaBar Collaboration], hep-ex/0508017.
- [36] C.K. Chua, X.G. He and W.S. Hou, Phys. Rev. D **60**, 014003 (1999).
- [37] T. Mannel and S. Recksiegel, J. Phys. G **24**, 979 (1998); C.-S. Huang and H.-G. Yan, Phys. Rev. D **59**, 114022 (1999).
- [38] R. Fleischer, Phys. Lett. B **459**, 306 (1999). R. Fleischer, hep-ph/0307033.
- [39] W.S. Hou, M. Nagashima, Phys. Rev. D **70**, 076003 (2004).
- [40] S. Baek, D. London, J. Matias and J. Virto, hep-ph/0511295.
- [41] D. Atwood, M. Gronau, A. Soni, Phys. Rev. Lett. **79**, 185 (1997).
- [42] This follows Eq. (20) and is opposite in sign convention to Ref. [10], which follows Ref. [41].
- [43] B. Aubert *et al.* [BaBar Collaboration], Phys. Rev. D **72**, 051103 (2005).
- [44] K. Abe *et al.* [Belle Collaboration], hep-ex/0507059.
- [45] B. Grinstein, Y. Grossman, Z. Ligeti, and D. Pirjol, Phys. Rev. D **71**, 011504(R) (2005); B. Grinstein and D. Pirjol, Phys. Rev. D **73**, 014013 (2006).
- [46] J. Hisano and Y. Shimizu, Phys. Lett. B **581**, 224 (2004), and references therein.
- [47] K. Cheung and W.S. Hou, Phys. Rev. D **70**, 035009 (2004).
- [48] H.-Y. Cheng, C.K. Chua and C.W. Hwang, Phys. Rev. D **69**, 074025 (2004).
- [49] P. Ball and R. Zwicky, Phys. Rev. D **71**, 014029 (2005).