

PERSPECTIVES IN NEUTRINO PHYSICS: MONOCHROMATIC NEUTRINO BEAMS *

J. BERNABEU[†], J. BURGUET-CASTELL, C. ESPINOZA

Universitat de València and IFIC, E-46100 Burjassot, València, Spain

M. LINDROOS

AB-division, CERN, Geneva, Switzerland

In the last few years spectacular results have been achieved with the demonstration of non vanishing neutrino masses and flavour mixing. The ultimate goal is the understanding of the origin of these properties from new physics. In this road, the last unknown mixing $[U_{e3}]$ must be determined. If it is proved to be non-zero, the possibility is open for Charge Conjugation-Parity (CP) violation in the lepton sector. This will require precision experiments with a very intense neutrino source. Here a novel method to create a monochromatic neutrino beam, an old dream for neutrino physics, is proposed based on the recent discovery of nuclei that decay fast through electron capture. Such nuclei will generate a monochromatic directional neutrino beam when decaying at high energy in a storage ring with long straight sections. We also show that the capacity of such a facility to discover new physics is impressive, so that fine tuning of the boosted neutrino energy allows precision measurements of the oscillation parameters even for a $[U_{e3}]$ mixing as small as 1 degree. We can thus open a window to the discovery of CP violation in neutrino oscillations.

PACS numbers: 14.60.Pq and 11.30.Er

1. Introduction

Neutrinos are very elusive particles that are difficult to detect. Even so, physicists have over the last decades successfully studied neutrinos from a wide variety of sources, either natural, such as the sun and cosmic objects, or

* Presented at “CP Violation and the Flavour Puzzle”, Symposium in honour of Gustavo C. Branco, 19-20 July 2005.

[†] Speaker

manmade, such as nuclear power plants or accelerated beams. Spectacular results have been obtained in the last few years for the flavour mixing of neutrinos obtained from atmospheric, solar, reactor and accelerator sources and interpreted in terms of the survival probabilities for the beautiful quantum phenomenon of neutrino oscillations [1, 2]. The weak interaction eigenstates ν_α ($\alpha = e, \mu, \tau$) are written in terms of mass eigenstates ν_k ($k = 1, 2, 3$) as $\nu_\alpha = \sum_k U_{\alpha k}(\theta_{12}, \theta_{23}, \theta_{13}; \delta) \nu_k$, where θ_{ij} are the mixing angles among the three neutrino families and δ is the CP-violating phase. Neutrino mass differences and the mixings for the atmospheric θ_{23} and solar θ_{12} sectors have thus been determined. The third connecting mixing $|U_{e3}|$ is bounded as $\theta_{13} \leq 10^\circ$ from the CHOOZ reactor experiment [3]. In Sec. 2 we present what we do know on the properties of massive neutrinos as well as what is still unknown and searched for in ongoing and future experiments. Next experiments able to measure the still undetermined mixing $|U_{e3}|$ and the CP-violating phase δ , responsible for the matter-antimatter asymmetry, need to enter into a high precision era with new machine facilities and very massive detectors.

As neutrino oscillations are energy dependent, for a given baseline, we consider a facility able to study the detailed energy dependence by means of fine tuning of monochromatic neutrino beams from electron capture [4]. In such a facility, the neutrino energy is dictated by the chosen boost of the ion source and the neutrino beam luminosity is concentrated at a single known energy which may be chosen at will for the values in which the sensitivity for the (θ_{13}, δ) parameters is higher. The analyses showed that this concept could become operational only when combined with the recent discovery of nuclei far from the stability line, having super allowed spin-isospin transitions to a giant Gamow-Teller resonance kinematically accessible [5]. In Sec. 3 we will develop the monochromatic neutrino beam concept and we give details about its implementation using such short-lived ions.

In Sec. 4, the electron capture process is described with reference to the new existing cases of fast decay. In Sec. 5, the Neutrino Flux emerging from the facility with boosted decaying ions is calculated and the main characteristics discussed. In Sec. 6, we show the sensitivity which can be reached with the proposed facility for the parameters (θ_{13}, δ) of neutrino oscillations. Some conclusions and outlook are given in Sec. 7.

2. What is known, what is unknown

The most sensitive method to prove that neutrinos are massive is provided by neutrino oscillations [6]. These phenomena are quantum mechanical processes based on masses and mixing of neutrinos. The fundamental statement is that the weak interaction states (Greek indices) do not coincide with

the mass eigenstates (Latin indices) and are rather given by the coherent superposition

$$\nu_\alpha = \sum_k U_{\alpha k} \nu_k, \quad (2.1)$$

where ν_k can be either Dirac or Majorana particles. Assuming that neutrinos are Dirac particles, the general mixing for three families is parametrised by three angles and one CP-phase, accompanying two independent mass differences ($\Delta m_{ij}^2 = m_i^2 - m_j^2$). The usual factorization of the mixing matrix U is given by

$$U = \begin{bmatrix} 1 & 0 & 0 \\ 0 & c_{23} & s_{23} \\ 0 & -s_{23} & c_{23} \end{bmatrix} \begin{bmatrix} c_{13} & 0 & s_{13} e^{-i\delta} \\ 0 & 1 & 0 \\ -s_{13} e^{i\delta} & 0 & c_{13} \end{bmatrix} \begin{bmatrix} c_{12} & s_{12} & 0 \\ -s_{12} & c_{12} & 0 \\ 0 & 0 & 1 \end{bmatrix} \quad (2.2)$$

where $c_{ij} = \cos \theta_{ij}$ and $s_{ij} = \sin \theta_{ij}$. This parametrisation is an interesting form to cast the mixing matrix because it separates the contributions coming from atmospheric and solar neutrinos. The left matrix is probed by atmospheric neutrinos and long-baseline neutrino beams, the right matrix by solar neutrinos and long-baseline reactor experiments. The main question at present is the search of appropriate experiments to probe the middle connecting matrix which contains fundamental information about CP-violating phenomena.

If neutrinos are Majorana, the mixing matrix incorporates two additional physical phases that can only become apparent in processes with a Majorana neutrino propagation, violating global lepton number in two units, $(\Delta L) = 2$. As long as one looks for flavour oscillations, U describes the mixing even if neutrinos are Majorana particles.

At present, there are several pieces of evidence for neutrino oscillations. The results of solar neutrino experiments (Homestake [7], Kamiokande [8], SAGE [9], GALLEX [10], GNO [11], Super-Kamiokande [12] and SNO [2, 13]) and the reactor long-baseline experiment KamLAND [14] have measured $\sin^2 2\theta_{12} \sim 0.81$ and the square mass difference $\Delta m_{12}^2 = 8 \times 10^{-5} \text{ eV}^2$. Atmospheric neutrino experiments (Kamiokande [15], IMB [16], Super-Kamiokande [1, 17], Soudan-2 [18] and MACRO [19]) and the accelerator K2K experiment [20], together with the negative results of the CHOOZ experiment [21], have constrained $\sin^2 2\theta_{23} = 1.00$ and $\Delta m_{23}^2 = 2.4 \times 10^{-3} \text{ eV}^2$. The CHOOZ reactor experiment places an upper bound for the third connecting mixing, $\theta_{13} \leq 10^\circ$ [3].

One should realize that Eq. (2.1) with only light active neutrinos is incompatible with LSND result [22]. One would need at least one additional sterile neutrino mixed with active neutrinos. MiniBoone experiment will settle this question [23].

Neutrino oscillation experiments are not able to measure absolute neutrino masses but only differences of masses-squared. To fix the absolute mass scale, direct neutrino mass searches like beta decay and double beta decay are needed.

Fermi proposed [24] a kinematic search of neutrino mass from the hard part of the beta spectra in 3H beta decay. The “classical” decay

$${}^3H \rightarrow {}^3He + e^- + \bar{\nu}_e$$

is a superallowed transition with a very small energy release $Q = 18.6$ KeV. As it can be seen in the Kurie plot (see Fig. 1), a non-vanishing neutrino mass m_ν provokes a distortion from the straight-line T -dependence at the end point of the energy spectrum, T being the kinetic energy of the released electron. As a consequence, $m_\nu = 0 \rightarrow T_{\max} = Q$ whereas $m_\nu \neq 0 \rightarrow T_{\max} = Q - m_\nu$.

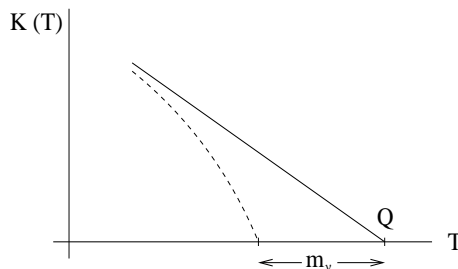


Fig. 1. Kurie plot for 3H beta decay.

The most precise Troitsk and Mainz experiments [25, 26] give no indication in favour of $m_\nu \neq 0$. One has the upper limit $m_\nu < 2.2$ eV (95% CL). In the near future, the KATRIN experiment [27] will reach a sensitivity of about 0.2 eV. In fact, if the energy resolution were $\Delta T \ll m_\nu$, one would see three different channels for β -decay, one for each mass-eigenstate neutrino. At present, with $\Delta T \gtrsim m_\nu$, one sees an incoherent sum [28] $m_\nu^2 = \sum_j |U_{ej}|^2 m_j^2$ of the three channels.

Still we don't know whether neutrinos are Dirac or Majorana particles. Neutrinoless double- β decay is a very important process, because it is not only sensitive to the absolute value of neutrino masses, but mainly because it is the best known way to distinguish Dirac from Majorana neutrinos [29]. Neutrinoless double- β decays are processes of type

$$(A, Z) \rightarrow (A, Z + 2) + e^- + e^-.$$

They are allowed for Majorana neutrino virtual propagation. In Fig. 2 it is represented as a second order weak interaction amplitude. The expression

of the neutrinoless probability is factorised in different ingredients

$$\text{Prob}[\beta\beta_{0\nu}] = (\text{Phase Space}) | \langle m_\nu \rangle (\text{Nuclear Physics})|^2. \quad (2.3)$$

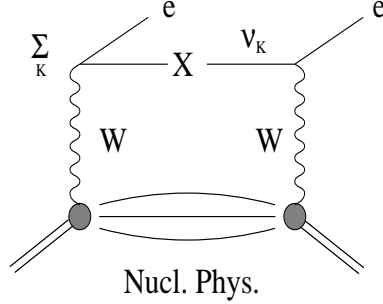


Fig. 2. Neutrinoless double- β decay.

The quantity of primary interest in neutrino physics is the average neutrino mass $\langle m_\nu \rangle = \sum_k U_{ek}^2 m_k$, where U_{ek}^2 is for Majorana neutrinos. Notice the sensitivity to the phases of U and not only to moduli. This result shows that the main ingredient to produce an allowed $(\beta\beta)_{0\nu}$ is the massive Majorana neutrino character. The expression (2.3) shows the dependence of the probability with the absolute neutrino masses, not with the mass differences. Under favourable circumstances, a positive signal of the $(\beta\beta)_{0\nu}$ process could be combined with results of neutrino oscillation studies to determine the absolute scale of neutrino masses [30]. A possible indication of $(\beta\beta)_{0\nu}$ for ^{76}Ge has been discussed in [31]. But the experimental status is uncertain, taking into account the limits given by the Heidelberg-Moscow [32] and IGEX [33] collaborations.

One question which cannot be settled by neutrino oscillation in vacuum is the form of the spectrum for massive neutrinos, either hierarchical or inverted, as shown in Fig. 3. This is because the vacuum neutrino oscillations depend just on the square of the sine of mass differences and are, therefore, independent of the sign. But the interference with medium effects could see the sign of Δm^2 .

In 1985 Mikheev and Smirnov [34], building on the earlier work of Wolfenstein [35], realized that interactions of the neutrinos with matter in the Sun or even the Earth could lead to a substantial modification of the oscillations (now called the MSW effect). When propagating through matter the free-particle Hamiltonian must be modified to include the charged current forward elastic scattering amplitude of electron neutrinos with electrons, the only piece which builds a different phase for the three neutrino species. A similar analysis proposed recently for atmospheric neutrinos [36], opens a way for matter effects measurements sensitive to the sign of Δm_{13}^2 .

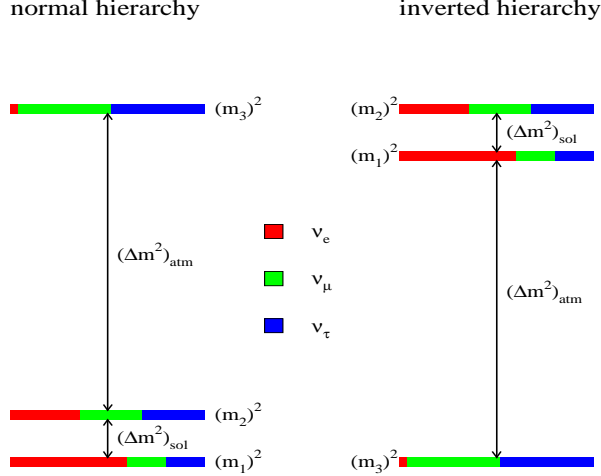


Fig. 3. The two possible neutrino-mass hierarchies. One shows as different shadows the flavour content of each mass-eigenstate.

After diagonalisation of the Hamiltonian, the result of such analysis for the effective mixing θ_{13} is given by

$$\sin^2 2\tilde{\theta}_{13} = \frac{\sin^2 2\theta_{13} \left(\frac{\Delta m_{13}^2}{a} \right)^2}{\left(E - \cos 2\theta_{13} \frac{\Delta m_{13}^2}{a} \right)^2 + \sin^2 2\theta_{13} \left(\frac{\Delta m_{13}^2}{a} \right)^2}, \quad (2.4)$$

where $a = 2\sqrt{2}G_F N_e E$. N_e is the electron number density in the matter, G_F is the Fermi coupling constant, and E is the energy of the neutrino. The last equation shows the possibility of a resonant MSW behaviour at a energy $E_R = \cos 2\theta_{13} \Delta m_{13}^2 / a$. In going from ν to $\bar{\nu}$, the matter-term changes sign $a \rightarrow -a$, so that the MSW resonance will be apparent either for neutrinos or for antineutrinos. For small θ_{13} , the resonance could provide a clean measure of the sign of Δm_{13}^2 . Indeed, for $\Delta m_{13}^2 > 0$ the resonance appears only for neutrinos, whereas for $\Delta m_{13}^2 < 0$ it would show up only for antineutrinos. This effect can be observed either with a magnetised iron detector, able to have charge discrimination, or with a water Cherenkov detector using [37] the different cross section for neutrinos and antineutrinos.

The data from Super-K, SNO, K2K, KamLAND have established a solid evidence of neutrino oscillations. New measurements at Super-K, SNO, KamLAND, K2K, Borexino, Minos, CNGS should improve our knowledge of the atmospheric and solar parameters. But there is still much work to be

done in future facilities. One of the main pending questions in the determination of the mixing matrix U concerns the θ_{13} ingredient closely related to the CP-violating phase δ . The value of θ_{13} is going to be searched for in the accelerator T2K experiment [38] and the reactor DOUBLE CHOOZ collaboration [39]. The problem of CP-violation in the lepton sector awaits a decision on new proposed facilities such as super beams, beta beams or neutrino factories. In the following we develop a novel proposal aimed to shed light on those questions of θ_{13} and δ .

3. Monochromatic Neutrino Beams

The observation of CP violation needs an experiment in which the emergence of another neutrino flavour is detected rather than the deficiency of the original flavour of the neutrinos. The appearance probability $P(\nu_e \rightarrow \nu_\mu)$ as a function of the distance between source and detector (L) is given by [40]

$$P(\nu_e \rightarrow \nu_\mu) \simeq s_{23}^2 \sin^2 2\theta_{13} \sin^2 \left(\frac{\Delta m_{13}^2 L}{4E} \right) + c_{23}^2 \sin^2 2\theta_{12} \sin^2 \left(\frac{\Delta m_{12}^2 L}{4E} \right) + \tilde{J} \cos \left(\delta - \frac{\Delta m_{13}^2 L}{4E} \right) \frac{\Delta m_{12}^2 L}{4E} \sin \left(\frac{\Delta m_{13}^2 L}{4E} \right), \quad (3.1)$$

where $\tilde{J} \equiv c_{13} \sin 2\theta_{12} \sin 2\theta_{23} \sin 2\theta_{13}$. The three terms of Eq. (3.1) correspond, respectively, to contributions from the atmospheric and solar sectors and their interference. As seen, the CP-violating contribution has to include all mixings and neutrino mass differences to become observable. The four measured parameters $(\Delta m_{12}^2, \theta_{12})$ and $(\Delta m_{23}^2, \theta_{23})$ have been fixed throughout this paper to their mean values [41].

Neutrino oscillation phenomena are energy dependent (see Fig. 4) for a fixed distance between source and detector, and the observation of this energy dependence would disentangle the two important parameters: whereas $|U_{e3}|$ gives the strength of the appearance probability, the CP-phase acts as a phase-shift in the interference pattern. These properties suggest the consideration of a facility able to study the detailed energy dependence by means of fine tuning of a monochromatic neutrino beam. As shown below, in an electron capture facility the neutrino energy is dictated by the chosen boost of the ion source and the neutrino beam luminosity is concentrated at a single known energy which may be chosen at will for the values in which the sensitivity for the (θ_{13}, δ) parameters is higher. This is in contrast to beams with a continuous spectrum, where the intensity is shared between sensitive and non sensitive regions. Furthermore, the definite energy would help in the control of both the systematics and the detector background.

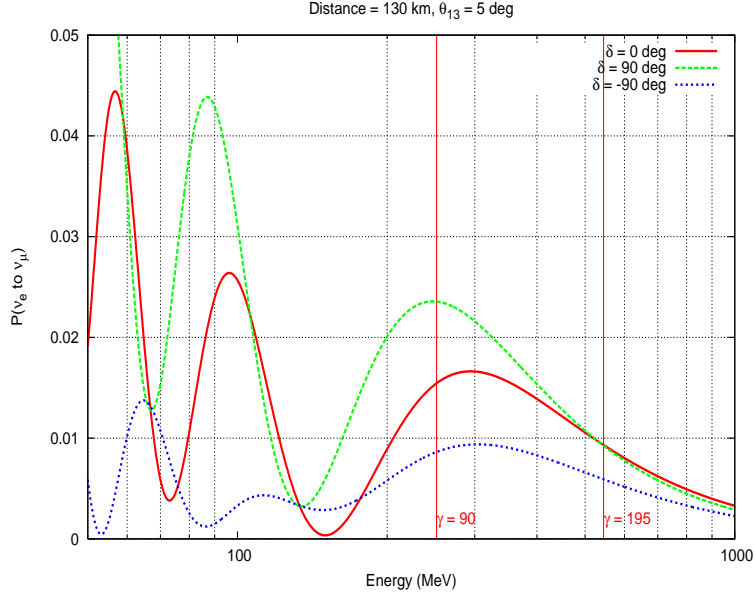


Fig. 4. The appearance probability $P(\nu_e \rightarrow \nu_\mu)$ for neutrino oscillations as a function of the LAB energy E , with fixed distance between source and detector and connecting mixing. The three curves refer to different values of the CP violating phase δ . The two vertical lines are the energies of our simulation study.

In the CERN Joint Meeting of BENE/ECFA for Future Neutrino Facilities in Europe, the option of a monochromatic neutrino beam from atomic electron capture in ^{150}Dy was considered and discussed both [42] in its Physics Reach and the machine feasibility. This idea was conceived earlier [43] by the authors and presented together with the beta beam facility. The analyses showed that this concept could become operational only when combined with the recent discovery of nuclei far from the stability line, having super allowed spin-isospin transitions to a giant Gamow-Teller resonance kinematically accessible [5]. Thus the rare-earth nuclei above ^{146}Gd have a small enough half-life for electron capture processes. Some preliminary results for the physics reach were presented in [44]. A subsequent paper [45] appeared in the literature with the proposal of an EC-beam with fully stripped long-lived ions. This option would oblige recombination of electrons with ions in the high energy storage ring. Such a process has a low cross section and would lead to low intensities at the decay point. Even if the production rate would be considerably higher for these long-lived nuclei it would result in extremely high currents in the decay ring, something which already in the present beta-beam proposal is a problem due to space charge

limitations and intra-beam scattering. We discuss the option of short-lived ions [4].

4. Electron Capture

Electron Capture is the process in which an atomic electron is captured by a proton of the nucleus leading to a nuclear state of the same mass number A , replacing the proton by a neutron, and a neutrino. Its probability amplitude is proportional to the atomic wavefunction at the origin, so that it becomes competitive with the nuclear β^+ decay at high Z . Kinematically, it is a two body decay of the atomic ion into a nucleus and the neutrino, so that the neutrino energy is well defined and given by the difference between the initial and final nuclear mass energies (Q_{EC}) minus the excitation energy of the final nuclear state. In general, the high proton number Z nuclear beta-plus decay (β^+) and electron-capture (EC) transitions are very "forbidden", i.e., disfavoured, because the energetic window open Q_β/Q_{EC} does not contain the important Gamow-Teller strength excitation seen in (p,n) reactions. There are a few cases, however, where the Gamow-Teller resonance can be populated (see Fig. 5) having the occasion of a direct study of the "missing" strength. For the rare-earth nuclei above ^{146}Gd , the filling of the intruder level $h_{11/2}$ for protons opens the possibility of a spin-isospin transition to the allowed level $h_{9/2}$ for neutrons, leading to a fast decay. The properties of a few examples [46] of interest for neutrino beam studies are given in Table 1. A proposal for an accelerator facility with an EC neutrino beam is shown in Fig. 6. It is based on the most attractive features of the beta beam concept [47]: the integration of the CERN accelerator complex and the synergy between particle physics and nuclear physics communities.

5. Neutrino Flux

A neutrino (of energy E_0) that emerges from radioactive decay in an accelerator will be boosted in energy. At the experiment, the measured energy distribution as a function of angle (θ) and Lorentz gamma (γ) of the ion at the moment of decay can be expressed as $E = E_0/[\gamma(1 - \beta \cos \theta)]$. The angle θ in the formula expresses the deviation between the actual neutrino detection and the ideal detector position in the prolongation of one of the long straight sections of the Decay Ring of Fig. 6. The neutrinos are concentrated inside a narrow cone around the forward direction. If the ions are

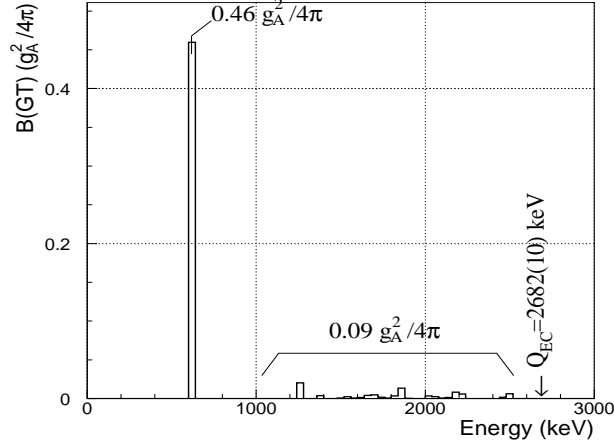


Fig. 5. Gamow-Teller strength distribution in the EC/β^+ decay of ^{148}Dy .

Decay	$T_{1/2}$	BR_ν	EC/β^+	E_{GR}	Γ_{GR}	Q_{EC}	E_ν	ΔE_ν
$^{148}\text{Dy} \rightarrow ^{148}\text{Tb}^*$	3.1m	1	96/4	620	≈ 0	2682	2062	≈ 0
$^{150}\text{Dy} \rightarrow ^{150}\text{Tb}^*$	7.2m	0.64	100/0	397	≈ 0	1794	1397	≈ 0
$^{152}\text{Tm}2^- \rightarrow ^{152}\text{Er}^*$	8.0s	1	45/55	4300	520	8700	4400	520
$^{150}\text{Ho}2^- \rightarrow ^{150}\text{Dy}^*$	72s	1	77/33	4400	400	7400	3000	400

Table 1. Four fast decays in the rare-earth region above ^{146}Gd leading to the giant Gamow-Teller resonance. Energies are given in keV. The first column gives the life-time, the second the branching ratio of the decay to neutrinos, the third the relative branching between electron capture and β^+ , the fourth is the position of the giant GT resonance, the fifth its width, the sixth the total energy available in the decay, the seventh is the neutrino energy $E_\nu = Q_{EC} - E_{GR}$ and the eighth its uncertainty.

kept in the decay ring longer than the half-life, the energy distribution of the Neutrino Flux arriving to the detector in absence of neutrino oscillations is given by the Master Formula

$$\frac{d^2 N_\nu}{dS dE} = \frac{1}{\Gamma} \frac{d^2 \Gamma_\nu}{dS dE} N_{ions} \simeq \frac{\Gamma_\nu}{\Gamma} \frac{N_{ions}}{\pi L^2} \gamma^2 \delta(E - 2\gamma E_0), \quad (5.1)$$

with a dilation factor $\gamma \gg 1$. It is remarkable that the result is given only in terms of the branching ratio and the neutrino energy and independent of nuclear models. In Eq. 5.1, N_{ions} is the total number of ions decaying to neutrinos. For an optimum choice with $E \sim L$ around the first oscillation maximum, Eq. (5.1) says that lower neutrino energies E_0 in the proper frame give higher neutrino fluxes. The number of events will increase with higher

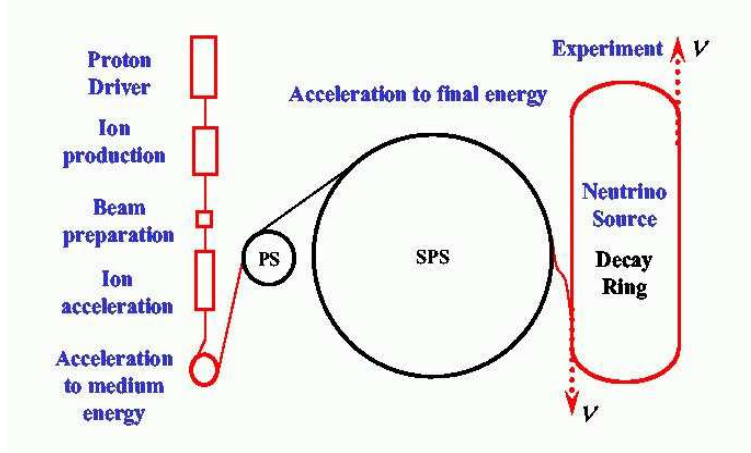


Fig. 6. A proposal for the CERN part of a CERN to Frejus (130km) EC neutrino beam facility.

neutrino energies as the cross section increases with energy. To conclude, in the forward direction the neutrino energy is fixed by the boost $E = 2\gamma E_0$, with the entire neutrino flux concentrated at this energy. As a result, such a facility will measure the neutrino oscillation parameters by changing the γ 's of the decay ring (energy dependent measurement) and there is no need of energy reconstruction in the detector.

6. Physics Reach

We have made a simulation study in order to reach conclusions about the measurability of the unknown oscillation parameters. Some preliminary results for the Physics Reach were presented before [44]. The ion type chosen is ^{150}Dy , with neutrino energy at rest given by 1.4 MeV due to a unique nuclear transition from 100% electron capture in going to neutrinos. Some 64% of the decay will happen as electron-capture, the rest goes through alpha decay. We have assumed that a flux of $10^{18}/y$ neutrinos at the end of the long straight section of the storage ring can be obtained (e.g. at the future European nuclear physics facility, EURISOL). We have taken two energies, defined by $\gamma_{max} = 195$ as the maximum energy possible at CERN with the present accelerator complex, and a minimum, $\gamma_{min} = 90$, in order to avoid background in the detector below a certain energy. For the distance between source and detector we have chosen $L = 130$ km which equals the distance from CERN to the underground laboratory LSM in Frejus. The two values of γ are represented as vertical lines in Fig.4. The detector has an active mass of 440 kton and the statistics is accumulated during 10 years,

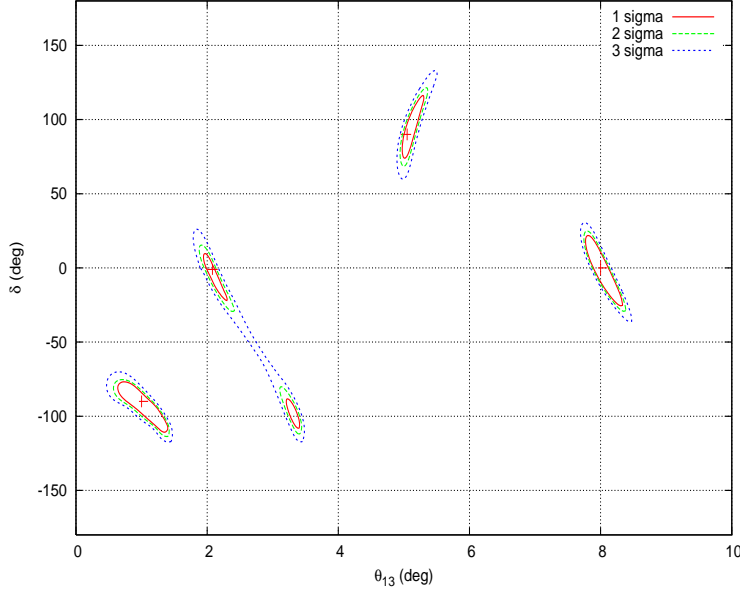


Fig. 7. Physics Reach for the presently unknown (θ_{13}, δ) parameters, using two definite energies in the electron-capture facility discussed in this paper.

shared between the two runs at different γ 's, by detecting both appearance ($\nu_e \rightarrow \nu_\mu$) and disappearance ($\nu_e \rightarrow \nu_e$) events. Although the survival probability does not contain any information on the CP-phase, its measurement helps in the cut of the allowed parameter region. The systematics will affect this cut, but one can expect a smaller level of systematic error than in conventional neutrino beams or beta-beams, due to the precise knowledge of the event energy. This is a subject for further exploration. The Physics Reach is represented by means of the plot in the parameters (θ_{13}, δ) as given in Fig. 7, with the expected results shown as confidence level lines for the assumed values $(8^\circ, 0^\circ)$, $(5^\circ, 90^\circ)$, $(2^\circ, 0^\circ)$ and $(1^\circ, -90^\circ)$. The improvement over the standard beta-beam reach is due to the judicious choice of the energies to which the intensity is concentrated (see Fig. 4): whereas $\gamma = 195$ leads to an energy above the oscillation peak with almost no dependence of the δ -phase, the value $\gamma = 90$, leading to energies between the peak and the node, is highly sensitive to the phase of the interference. These two energies are thus complementary to fix the values of (θ_{13}, δ) .

The main conclusion is that *the principle of an energy dependent measurement is working and a window is open to the discovery of CP violation in neutrino oscillations*, in spite of running at two energies only. The opportunity is better for higher values of the mixing angle θ_{13} , the angle linked

to the mixing matrix element $|U_{e3}|$ and for small mixing one would need to enter into the interference region of the neutrino oscillation by going to higher distance between source and detectors. To prove that the phase shift induced by δ in our EC design is due to a genuine CP-violating effect, one could combine [48] in the facility the running with EC ^{150}Dy neutrinos with β^- ^6He antineutrinos.

7. Prospects

The electron-capture facility, proposed in this work, will require a different approach to acceleration and storage of the ion beam compared to the standard beta-beam [49], as the ions cannot be fully stripped. Partly charged ions have a short vacuum life-time [50] due to a large cross-section for stripping through collisions with rest gas molecules in the accelerators. The isotopes discussed here have a half-life comparable to, or smaller than, the typical vacuum half-life of partly charged ions in an accelerator with very good vacuum. The fact that the total half-life is not dominated by vacuum losses will permit an important fraction of the stored ions sufficient time to decay through electron-capture before being lost out of the storage ring through stripping. A detailed study of production cross-sections, target and ion source designs, ion cooling and accumulation schemes, possible vacuum improvements and stacking schemes is required in order to reach a definite answer on the achievable flux. The discovery of isotopes with half-lives of a few minutes or less, which decay mainly through electron-capture to Gamow-Teller resonances in super allowed transitions, certainly opens the possibility for a monochromatic neutrino beam facility which is well worth exploring. The Physics Reach that we have shown here is impressive and demands such a study.

Acknowledgements

This research has been funded by the Grants FPA/2002-00612, FPA2004-20058E, GV05/264 and we recognize the support of the EU-I3-CARE-BENE network. We acknowledge discussions with H-C. Hseuh, M. Hjort-Jensen, E. Nacher, B. Rubio and D. Wark.

REFERENCES

- [1] Y. Fukuda *et al.*, Phys. Rev. Lett. **81** (1998) 1562.
- [2] Q. R. Ahmad *et al.*, Phys. Rev. Lett. **89** (2002) 011301 and 011302.
- [3] M. Apollonio *et al.*, Phys. Lett. B **466** (1999) 415.

- [4] J. Bernabeu *et al.*, [hep-ph/0505054](#).
- [5] A. Algora *et al.*, Phys. Rev. C **70** (2004) 064301.
- [6] B. Pontecorvo, Zh. Eksp. Teor. Fiz., **33** (1957) 549.
- [7] Homestake, B. T. Cleveland *et al.*, Astrophys. J. **496** (1998) 505-526.
- [8] Kamiokande, Y. Fukuda *et al.*, Phys. Rev. Lett. **77** (1996) 1683.
- [9] SAGE, J. N. Abdurashitov *et al.*, J. Exp. Theor. Phys. **95** (2002) 181, [astro-ph/0204245](#).
- [10] GALLEX, W. Hampel *et al.*, Phys. Lett. B **447** (1999) 127.
- [11] GNO, M. Altmann *et al.*, Phys. Lett. B **616** (2005) 174, [hep-ex/0504037](#).
- [12] Super-Kamiokande, J. Hosaka *et al.*, [hep-ex/0508053](#).
- [13] SNO, B. Aharmim *et al.*, [nucl-ex/0502021](#).
- [14] KamLAND, T. Araki *et al.*, Phys. Rev. Lett. **94** (2005) 081801, [hep-ex/0406035](#).
- [15] T. Kajita *et al.*, Nucl. Phys. Proc. Suppl. **77** (1999) 123, [hep-ex/9810001](#).
- [16] IMB, R. Becker-Szendy *et al.*, Phys. Rev. D **46** (1992) 3720.
- [17] Super-Kamiokande, Y. Ashie *et al.*, Phys. Rev. D **71** (2005) 112005, [hep-ex/0501064](#).
- [18] Soudan-2, W.W.M. Allison *et al.*, Phys. Rev. D **72** (2005) 052005, [hep-ex/0507068](#).
- [19] MACRO, M. Ambrosio *et al.*, Phys. Lett. B **566** (2003) 35, [hep-ex/0304037](#).
- [20] K2K, E. Aliu *et al.*, Phys. Rev. Lett. **94** (2005) 081802, [hep-ex/0411038](#).
- [21] CHOOZ, M. Apollonio *et al.*, Eur. Phys. J. C **27** (2003) 331, [hep-ex/0301017](#).
- [22] LSND, C. Athanassopoulos *et al.*, Phys. Rev. Lett. **75** (1995) 2650.
- [23] MINIBOONE, S. J. Brice, *et al.*, Nucl. Phys. Proc. Suppl. **143** (2005) 115-120.
- [24] E. Fermi, Nuovo Cimento **11** (1934) 1; Z. Phys. **88** (1934) 161.
- [25] V. M. Lovashev *et al.*, Phys. Lett. B **460** (1999) 227.
- [26] Ch. Weinheimer *et al.*, Phys. Lett. B **460** (1999) 219.
- [27] Report by the KATRIN Collaboration FZKA7090 NPI ASCR Rez EXP-01/2005 MS-KP-0501.
- [28] Y. Farzan and A. Y. Smirnov, Phys. Lett. B **557** (2003) 224, [hep-ph/0211341](#).
- [29] W. H. Furry, Phys. Rev. **56** (1939) 1.
- [30] S. M. Bilenky, C. Giunti, W. Grimus, B. Kayser, S. T. Petcov, Phys. Lett. B **465** (1999) 193; V. Barger, K. Whisnant, Phys. Lett. B **456** (1999) 194; F. Vissani, JHEP **9906** (1999) 022; H. V. Klapdor-Kleingrothaus, H. Päs, A. Yu. Smirnov.
- [31] H. Klapdor-Kleingrothaus *et al.*, Phys. Lett. B **586** (2004) 198, [hep-ph/0404088](#).
- [32] H. V. Klapdor-Kleingrothaus *et al.*, Eur. Phys. J. A **12** (2001) 147.
- [33] IGEX, C. E. Aalseth *et al.*, Phys. Rev. D **65** (2002) 092007, [hep-ex/0202026](#).
- [34] S. P. Mikheyev and A. Yu. Smirnov, Sov. J. Nucl. Phys. **42** (1985) 913.

- [35] L. Wolfenstein Phys. Rev. D **17** (1978) 2369.
- [36] M. C. Bañuls, *et al.*, Phys. Lett. B **513** (2001) 391-400, [hep-ph/0102184](#).
- [37] J. Bernabeu *et al.*, Nucl. Phys. B **669** (2003) 255-276, [hep-ph/0305152](#).
- [38] T2K Collaboration, K. Kaneyuki, Nucl. Phys. Proc. Suppl. **145** (2005), 178-181.
- [39] Double-Chooz, Th. Lasserre, Nucl. Phys. Proc. Suppl. **149** (2005) 163, [hep-ex/0409060](#).
- [40] A. Cervera *et al.*, Nucl. Phys. B **579** (2000) 17; Erratum-ibid B **593** (2001) 731.
- [41] M. C. Gonzalez-Garcia, Global Analysis of Neutrino, in Nobel Symposium 2004: Neutrino Physics, Haga Slott, Enköping, Sweden, 19-24 Aug 2004, [hep-ph/0410030](#).
- [42] J. Bernabeu and M. Lindroos, Monochromatic Neutrino Beam from Electron-Capture, in EU CARE-BENE meeting, 16-18 March 2005, CERN, Geneva, Switzerland [<http://bene.na.infn.it/>].
- [43] M. Lindroos, Neutrino beta beam facility, in Workshop on Terrestrial and Cosmic Neutrinos, Leptogenesis and Cosmology, 4-23 July 2004, Benasque Center for Science, Spain (<http://benasque.ecm.ub.es/benasque/2004neutrinos/>).
- [44] J. Burguet-Castell, Electron Capture, in JOINT UK Nuclear and Particle Physics meeting on the beta-beam and FIRST meeting of the EURISOL beta-beam task, 17-18 January 2005, Rutherford Appleton Laboratory, UK [<http://beta-beam.web.cern.ch/beta-beam/RAL05/RAL05-presentations.htm>].
- [45] J. Sato, Phys. Rev. Lett. **95**, 131804 (2005), [hep-ph/0503144](#).
- [46] E. Nacher, Beta decay studies in the $N \sim Z$ and the rare-earth regions using Total Absorption Spectroscopy techniques, Ph. D. Thesis, Univ. Valencia (2004).
- [47] P. Zucchelli, Phys. Lett. B **532** (2002) 166.
- [48] J. Bernabeu *et al.*, [hep-ph/0510278](#).
- [49] B. Autin *et al.*, Proc. NuFact 02, London, UK, 2002, J. Phys. G: Nucl. Part. Phys. **29** (2003) 1785.
- [50] B. Franzke, Proc. 1981 Particle Accelerator Conference, IEEE Trans. Nucl. Sci. **NS-28** (1981) 2116.