

Probing the Earth's interior with a large-volume liquid scintillator detector

Kathrin A. Hochmuth,^{1,2} Franz v. Feilitzsch,¹ Brian D. Fields,³

Teresa Marrodán Undagoitia,¹ Lothar Oberauer,¹

Walter Potzel,¹ Georg G. Raffelt,² and Michael Wurm¹

¹*Technische Universität München, Physik Department E15,
James-Frank-Strasse, 85748 Garching, Germany*

²*Max-Planck-Institut für Physik (Werner-Heisenberg-Institut),
Föhringer Ring 6, 80805 München, Germany*

³*Center for Theoretical Astrophysics, Department of Astronomy,
University of Illinois, Urbana, IL 61801, USA*

Abstract

A future large-volume liquid scintillator detector would provide a high-statistics measurement of terrestrial antineutrinos originating from β -decays of the uranium and thorium chains. In addition, the forward displacement of the neutron in the detection reaction $\bar{\nu}_e + p \rightarrow n + e^+$ provides directional information. We investigate the requirements on such detectors to distinguish between certain geophysical models on the basis of the angular dependence of the geoneutrino flux. Our analysis is based on a Monte-Carlo simulation with different levels of light yield, considering both unloaded and gadolinium-loaded scintillators. We find that a 50 kt detector such as the proposed LENA (Low Energy Neutrino Astronomy) will detect deviations from isotropy of the geoneutrino flux significantly. However, with an unloaded scintillator the time needed for a useful discrimination between different geophysical models is too large if one uses the directional information alone. A Gd-loaded scintillator improves the situation considerably, although a 50 kt detector would still need several decades to distinguish between a geophysical reference model and one with a large neutrino source in the Earth's core. However, a high-statistics measurement of the total geoneutrino flux and its spectrum still provides an extremely useful glance at the Earth's interior.

I. INTRODUCTION

The first measurement of the $\bar{\nu}_e$ flux from natural radioactive elements in the Earth [1] has triggered a lot of excitement about the future of “neutrino geology” [2, 3, 4, 5]. The geoneutrino¹ flux could deliver new information about the interior of the Earth, in particular its radiochemical composition, and thus shed new light on the question of how the Earth and other planets formed. Such an ambitious programme requires detectors of the next generation that are able to provide much larger event rates.

One possible future detector that may well serve this purpose is LENA (Low Energy Neutrino Astronomy) that has been proposed by several of us [6] for high-statistics solar neutrino spectroscopy, for spectroscopy of the cosmic diffuse supernova neutrino background (DSNB), as a detector for the next galactic supernova, and to search for proton decay [7]. Present design studies for LENA assume 50 kt of liquid scintillator that would provide a geoneutrino rate of roughly one thousand events per year from the dominant

$$\bar{\nu}_e + p \rightarrow n + e^+ \tag{1}$$

inverse beta-decay reaction.

While liquid scintillator detectors do not provide direct angular information, indirectly one can retrieve directional information because the final-state neutron is displaced in the forward direction. The offset between the e^+ and the neutron-capture locations can be reconstructed, although with large uncertainties. The CHOOZ reactor neutrino experiment has demonstrated a nontrivial directional sensitivity in that it was able to locate the reactor within 18° half-cone aperture (68% C.L.) on the basis of 2500 reconstructed events in a Gd-loaded scintillator [8]. Therefore, it is natural to study the requirements for a future large-volume liquid scintillator detector to discriminate between different geophysical models of the Earth that differ both by their total neutrino fluxes and the neutrino angular distributions.

We will consider two types of detectors. Motivated by current design studies for LENA we will consider a 50 kt detector using a PXE based scintillator. However, in this case it is difficult to locate the neutron-capture event on protons because a single 2.2 MeV gamma is released that travels on average 22.4 cm before its first Compton interaction. Therefore, the

¹ It is understood that this term refers to electron-antineutrinos emitted by the Earth’s natural radioactive elements.

event reconstruction is relatively poor. As a second case we study a Gd-loaded scintillator where the neutron capture releases on average 3 photons with a total of 8 MeV, allowing for a much better event reconstruction. Moreover, the spatial resolution can likely be improved beyond the original CHOOZ experiment if one uses photomultipliers that are fast enough (time jitter ~ 1 ns) to use the photon arrival times for the event reconstruction.

For the geoneutrino flux we will consider a continental and an oceanic location. In each case we will use a reference model and exotic cases with an additional strong neutrino source in the Earth's core or with enhanced neutrino emission from the mantle.

We will begin in Sec. II with a discussion of the principle of geoneutrino detection in large-volume scintillator detectors as well as possible scintillator properties. In Sec. III we introduce our geophysical models. In Sec. IV we turn to the main part of our work, a Monte-Carlo study of the discriminating power of different detectors between different geophysical models and conclude in Sec. V.

II. GEONEUTRINO DETECTION

A. Directional information from neutron displacement

In a scintillator detector, geoneutrinos are measured by the inverse beta-decay reaction Eq. (1) with an energy threshold of 1.8 MeV. The cross section is

$$\sigma = 9.52 \times 10^{-44} \text{ cm}^2 \frac{E_+}{\text{MeV}} \frac{p_+}{\text{MeV}} \quad (2)$$

where E_+ is the total energy of the positron and p_+ its momentum. The visible energy $E_{\text{vis}} = E_+ + m_e$ always exceeds 1 MeV because the positron annihilates with an electron of the target. By measuring the visible energy one can determine the neutrino energy as $E_\nu \approx E_{\text{vis}} + 0.8$ MeV because the kinetic energy of the neutron is typically around 10 keV and thus negligible. After thermalization the neutron is captured by a nucleus, thus tagging the inverse beta decay reaction.

Kinematics implies that the neutron is scattered roughly in the forward direction with respect to the incoming neutrino [9], this being the key ingredient for obtaining directional information. The maximum scattering angle is

$$\cos \theta_{\text{max}} = \frac{\sqrt{2E_\nu \Delta - (\Delta^2 - m_e^2)}}{E_\nu}, \quad (3)$$

where $\Delta = m_n - m_p$ and m_n , m_p and m_e are the masses of the neutron, proton and positron, respectively. In this extreme case, the neutron and positron momenta are perpendicular to each other. For the maximum relevant geoneutrino energy of 3.2 MeV one obtains $\cos \theta_{\max} = 0.79$, which is equivalent to $\theta_{\max} = 37.8^\circ$. However, most geoneutrinos have energies much closer to threshold and the maximum angles are much closer to the forward direction. The average displacement between the neutron and positron events is then theoretically found to be about 1.7 cm [9].

The reactor experiment CHOOZ, using a Gd-loaded scintillator, has measured an average neutron displacement from the e^+ event of 1.9 ± 0.4 cm [8]. However, once the neutron has been thermalized by collisions with protons, it diffuses some distance before being captured so that the actual displacement varies by a large amount for individual events. In a PXE based scintillator the average time interval until capture on a proton is 180 μ s, leading to an uncertainty σ of the displacement of about 4 cm for the x-, y- and z-direction [9]. With Gd loading σ is reduced to approximately 2.4 cm [9] because the neutron diffusion time is much shorter, on average about 30 μ s [8].

B. PXE-based scintillator

One option for the proposed LENA detector is to use a scintillator based on PXE (phenyl-o-xylylethane, $C_{16}H_{18}$). PXE has a high light yield, it is non hazardous, has a relatively high flashpoint of 145°C, and a density of 0.985 g/cm³ [10]. A possible admixture of dodecane ($C_{12}H_{26}$) increases the number of free protons and improves the optical properties. A blend of 20% PXE and 80% dodecane shows a decrease in light yield of about 20% relative to pure PXE, an attenuation length of about 11 m and an increase in the number of free protons by 25% [11].

In this paper we consider a detector with a total volume of about 70×10^3 m³. This could be realized with a cylindrical detector of 100 m length and 30 m diameter. An outer water Cherenkov detector with a width of 2 m acts as a muon veto. In order to shield against external gamma and neutron radiation a fiducial volume of about 42×10^3 m³ with a total number of 2.5×10^{33} free protons as target can be realized using a scintillator mixture as mentioned above with 20% PXE and 80% dodecane. In Monte-Carlo calculations the light yield of events in LENA has been determined [7]. For events in the central detector region

the yield N_{pe} , measured in photo-electrons (pe) per MeV energy deposition, can be expressed as $N_{\text{pe}} \approx 400 \text{ pe/MeV} \times c$, where c is the optical coverage which depends on the number and aperture of the photomultiplier tubes (PMTs). A maximal coverage $c_{\text{max}} \approx 0.75$ can not be exceeded so that we assume the maximal light yield to be around 300 pe/MeV. For instance, the use of 12,000 PMTs with a diameter in aperture of 50 cm would result in an optical coverage of about 30% and a light yield $N_{\text{pe}} \simeq 120 \text{ pe/MeV}$. This can be obtained either by using PMTs like in the Super-Kamiokande experiment or by smaller PMTs equipped with light concentrators as they were developed for the Counting Test Facility (CTF) at the Gran Sasso underground laboratory [12]. For events off the axis of the cylinder the light yield would be enhanced. Hence, low-energy spectroscopy even in the sub-MeV region should be possible in LENA.

For a detection of the positron-neutron displacement the ability of the detector to locate the absorption position of both particles is crucial. The experimental reconstruction of both events is possible by analyzing the arrival times and the number of photons in each individual PMT. The position uncertainty depends on the total yield of registered photo-electrons. In the CTF, the measured position uncertainty was around 10 cm in each direction for events with 300 photo-electrons and it was shown that the uncertainty scales with the inverse square-root of that number [13]. Therefore, we will use a Gaussian distribution for the uncertainty of the positron event reconstruction with equal width in each direction of

$$\sigma_{e^+} = 10 \text{ cm} \left(\frac{300 \text{ pe/MeV}}{N_{\text{pe}}} \frac{1 \text{ MeV}}{E_{\text{vis}}} \right)^{1/2} \quad (4)$$

where N_{pe} is the light yield and E_{vis} the visible energy released by the positron.

In PXE-based scintillators the neutron is captured by a proton with nearly 100% efficiency within an average time interval of about 180 μs , subsequently emitting a 2.2 MeV gamma. This photon has a mean free path of 22.4 cm before its first Compton scattering so that the event reconstruction is much more uncertain than for the positron event. We have simulated this case by taking into account multiple Compton scatterings of the 2.2 MeV gamma. The position of each gamma emission, representing the position of the neutron capture, is reconstructed by composing the energy-weighted sum of each Compton scattering event, taking into account the instrumental resolution. The distribution of the reconstructed position in each direction follows roughly a Lorentzian form. In Fig. 1 we show the radial distribution of the reconstructed positions of these events for light yields of $N_{\text{pe}} = 50, 300$ and

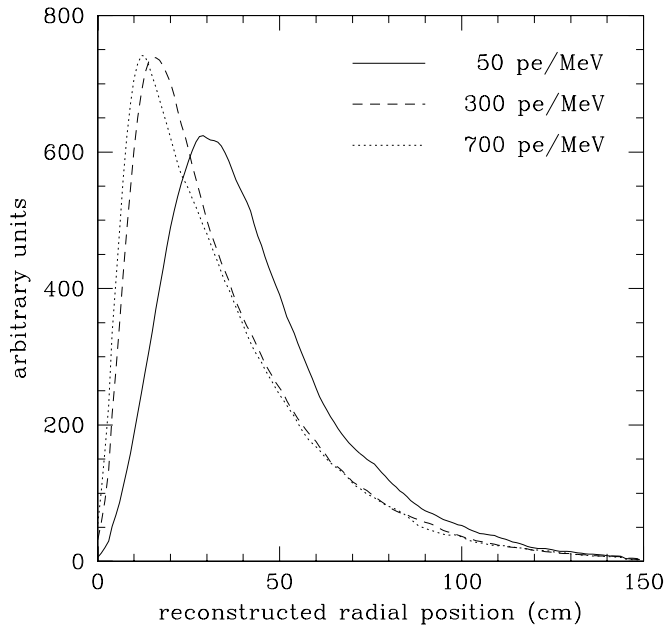


FIG. 1: Monte-Carlo simulation of the radial distribution of a 2.2 MeV γ -quantum in an unloaded PXE scintillator. The curves are for light yields of $N_{\text{pe}} = 50, 300$ and 700 pe/MeV as indicated.

700 pe/MeV. Increasing the light yield does not significantly narrow the distribution because its width is dominated by the large Compton mean free path of the 2.2 MeV photon. With reduced light yield the position of the maximum as well as the mean value of the distribution shifts towards larger values. This is caused by the increased uncertainty of the instrumental resolution.

C. Gadolinium-loaded scintillator

In PXE-based scintillators the neutron is captured by a proton with nearly 100% efficiency within an average time interval of about $180 \mu\text{s}$, subsequently emitting a 2.2 MeV gamma. However, one can also put an additive into the scintillator to enhance the delayed-neutron signal. Both lithium [14] and gadolinium [8] loaded scintillators have been used in this way for neutrino experiments or are planned in the future [15]. With a concentration of about 1% by mass, Gd captures neutrons with 90% efficiency and isotropically emits a total energy

of about 8 MeV in a gamma cascade with an average of 3 photons.

For Gd-loaded scintillators we use the measurements performed in the CHOOZ experiment. The neutron response of the detector was measured with a ^{252}Cf source and the position uncertainty of a neutron capture event was 19 cm at 1σ in each direction [16]. The distribution was Gaussian and the light yield was measured to be $N_{\text{pe}} = (125 \pm 5)$ pe/MeV. The reconstruction was performed using only the information about the amplitude distribution of the PMTs. Based on these numbers we assume the position resolution of the neutron event for the LENA detector to be Gaussian with a width in each direction of

$$\sigma_n = 19 \text{ cm} \left(\frac{125 \text{ pe/MeV}}{N_{\text{pe}}} \right)^{1/2}. \quad (5)$$

In CHOOZ no information of the arrival time was used for the position reconstruction. However, the CTF measurements demonstrated that this yields the most valuable information, provided the time response of the PMTs is fast enough, i.e. a time jitter not much larger than 1 ns. Therefore, in a Gd-loaded scintillator one probably could achieve a much better neutron-event reconstruction so that our estimates are conservative.

D. Backgrounds

KamLAND has reported 152 events in the energy region relevant for geoneutrinos within a measuring time of 749 days and 3.5×10^{31} target protons. From these events 127 ± 13 are due to background [17]. The most relevant background for the KamLAND site are reactor antineutrinos (80.4 ± 7.2 events). For the LENA detector positioned in the underground laboratory CUPP in Finland this background would be reduced by a factor $\simeq 12$, as the site is far away from reactors. Hence we expect for LENA at CUPP a reactor background rate of about 240 events per year in the relevant energy window from 1.8 MeV to 3.2 MeV. This background can be subtracted statistically using the information on the entire reactor neutrino spectrum up to $\simeq 8$ MeV.

Another important background for KamLAND is induced by radio impurities. A large concentration of the long-lived isotope ^{210}Pb is present in the KamLAND scintillator. In the decay chain of ^{210}Pb the α -emitting isotope ^{210}Po is present. Thus the reaction $^{13}\text{C}(\alpha, n)^{16}\text{O}$ can occur, mimicking the signature of geoneutrinos due to neutron scattering on protons and the subsequent neutron capture. The number of these background events in KamLAND is

estimated to be 42 ± 11 [17]. However, with an enhanced radiopurity of the scintillator, the background can be significantly reduced. Taking the radio purity levels of the CTF detector, where a ^{210}Po activity of $35 \pm 12/\text{m}^3\text{d}$ in PXE has been observed [10], this background would be reduced by a factor of about 150 compared to KamLAND and would account to less than 10 events per year in the LENA detector.

An additional background that imitates the geoneutrino signal is due to ^9Li , which is produced by cosmic muons in spallation reactions with ^{12}C and decays in a β -neutron cascade. Only a small part of the ^9Li decays falls into the energy window which is relevant for geoneutrinos. KamLAND estimates this background to be 0.30 ± 0.05 [17]. At CUPP the muon reaction rate would be reduced by a factor $\simeq 10$ due to better shielding and this background rate should be at the negligible level of $\simeq 1$ event per year in LENA.

III. MODELS OF THE EARTH

A detailed density profile of the Earth, the Preliminary Reference Earth Model, was constructed by Dziewonski and Anderson in 1981 by monitoring seismic activities [18]. Based on the examination of meteorites and solar system materials (moon rocks and dust) and available Earth material, geologists have deduced a model for the distribution and concentration of elements in the Earth, the Bulk Silicate Earth Model [19]. The most dominant and abundant radioactive isotopes are ^{238}U , ^{232}Th and ^{40}K ; their decays heat the Earth. The present-day total energy loss through the Earth's surface is about 40 TW or $82 \text{ mW}/\text{m}^2$. The ratio of the energy production due to radioactivity to the total heat flow at the surface is known as the Urey ratio. In the Bulk Silicate Earth Model this ratio is assumed to be 0.5, attributing 20 TW of the Earth's heat loss to radioactivity. Other estimates take the Urey ratio to be as large as 0.8 [20, 21].

The flux of geoneutrinos is directly linked to the rate of radioactive decays and to the generated heat. Therefore, it is of great interest to measure the geoneutrino flux and thus deduce the main contributor to the heat production. The elemental abundance ratios in the Bulk Silicate Earth Model are $\text{Th}/\text{U} \approx 4$ and $\text{K}/\text{U} \approx 1.14 \times 10^4$. According to this model, radioactive isotopes are only in the crust and mantle because they are lithophile whereas the core is void of any significant amount of uranium, thorium or potassium. Different estimates for their abundances in the crust and mantle differ by factors of 2–3. An excellent overview

of these abundances and their spread is given in the GERM Reservoir Data Base [22].

An Italian group of physicists has, in cooperation with geologists, constructed a reference model for the abundance values of uranium, thorium and potassium. They used the values referenced in GERM and derived a mean value for each element [23]. We will implement these abundances into our Reference Model of the geoneutrino angular distribution. For a discussion of the angular spectra of this model and its uncertainties see Ref. [4]. Our Reference Model is in accordance with the Bulk Silicate Earth constraint of a heat production of 20 TW due to radioactive decays in the crust and mantle.

Other authors have speculated about the presence of uranium and thorium in the core, for example in the context of a putative georeactor [24, 25]. Moreover, the Earth’s magnetic field is not yet fully understood, but seems to be generated by a complex interaction between core and mantle. The core itself is too hot to sustain a permanent magnetic field. Therefore, it is assumed that the magnetic field is powered by a geodynamo, where in a simplified picture the magnetic field is generated by the motion of the liquid outer core. One problem of this picture is the unknown energy source for the geodynamo. Powering it by energy from the inner core leads to cooling and solidification. This process is constrained by the present-day size of the inner core, implying that it must be younger than 1.7 Gyr [26] much less than the Earth’s age of 4.5 Gyr. Therefore, several authors have concluded that there are radioactive elements in the core, providing heat and sustaining the geodynamo [26].

The geoneutrino flux depends sensitively on location. The oceanic crust is depleted in radioactive elements, whereas the flux on the continents is dominated by the crust. Thus an experiment situated in the Pacific Ocean, e.g. on Hawaii, would have better access to the oceanic crust and the mantle. For an experiment located on a continent we have assumed a thickness of 50 km for the crust, implying a total neutrino flux in our Reference Model of $4.2 \times 10^6 \text{ cm}^{-2} \text{ sec}^{-1}$ from uranium and $4.1 \times 10^6 \text{ cm}^{-2} \text{ sec}^{-1}$ from thorium decays. For an oceanic site we have chosen the crust to be rather thick (50 km), but not included any sediments. If one wanted to determine the mantle contribution, the oceanic crust would be a background to the measurement so that the assumption of a thick oceanic crust is conservative. The neutrino fluxes in this case are $1.25 \times 10^6 \text{ cm}^{-2} \text{ sec}^{-1}$ from uranium and $0.88 \times 10^6 \text{ cm}^{-2} \text{ sec}^{-1}$ from thorium decays. The zenith-angle distributions of the reference geoneutrino flux corresponding to continental and oceanic locations are shown in Fig. 2.

Besides our reference model we consider three “exotic” cases A, B and C, each of them

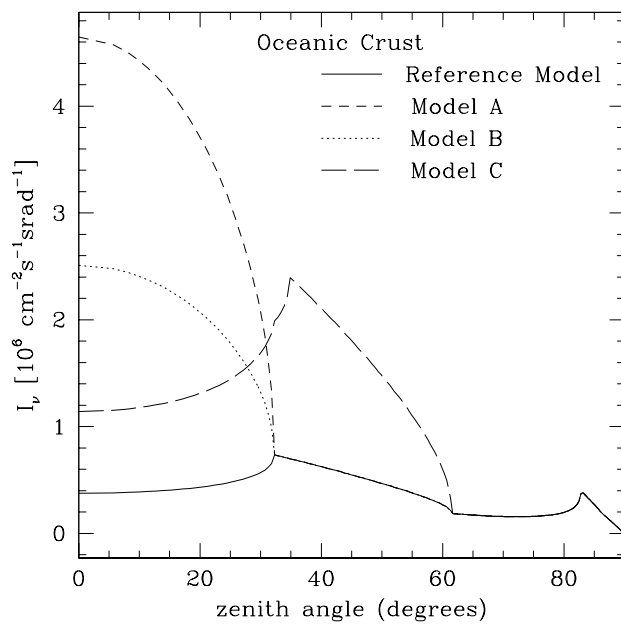
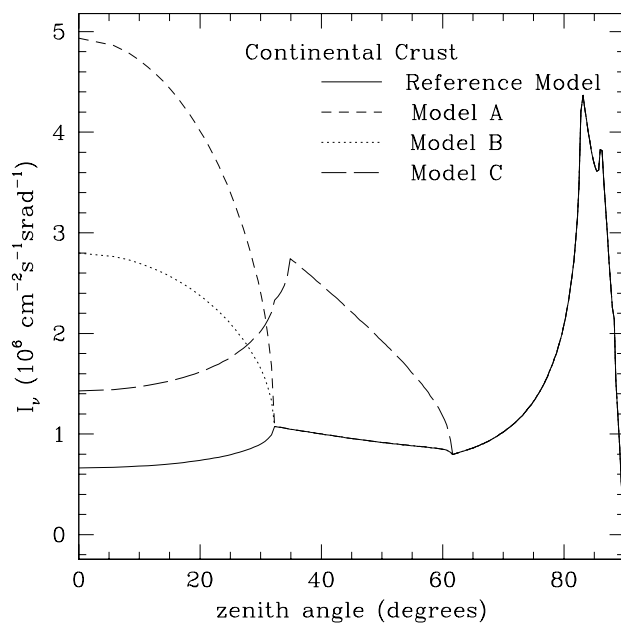


FIG. 2: Zenith-angle distribution of the geoneutrino flux where $\theta = 0$ corresponds to the horizontal direction. Shown is the total flux without flavor oscillations. *Upper panel:* Continental crust. *Lower panel:* Oceanic crust.

TABLE I: Annual event rates for 2.5×10^{33} target protons. Flavor oscillations have been included with a global reduction factor of 0.57.

Model	Continental Crust	Oceanic Crust
Reference Model	1.02×10^3	0.29×10^3
(A) 20 TW core	1.35×10^3	0.62×10^3
(B) 10 TW core	1.19×10^3	0.45×10^3
(C) 20 TW Lower Mantle	1.44×10^3	0.71×10^3

either with a continental or an oceanic crust.

(A) Fully radiogenic model with additional uranium and thorium in the core, accounting for 20 TW additional heat production. (Integrated neutrino flux increase of about 32% relative to the reference model in a continental location, and 116% in an oceanic location.)

(B) Same with 10 TW in the core. (Flux increase of 16% and 58%, respectively.)

(C) 20 TW in the Lower Mantle. (Flux increase of 41% and 148%, respectively.)

The zenith-angle distributions of the neutrino fluxes from these models have been determined along the lines of Ref. [4] and is shown in Fig. 2.

To obtain the event rate in a scintillator detector, neutrino flavor oscillations have to be accounted for by including a global $\bar{\nu}_e$ survival-probability factor of 0.57 as measured by KamLAND [17]. Matter effects for oscillations are not important because of the small geoneutrino energies. Moreover, for geoneutrino energies of 1.8–3.2 MeV and $\Delta m^2 = 7.9 \times 10^{-5} \text{ eV}^2$ the vacuum oscillation length is 57–101 km. Including distance and energy dependent survival probabilities is a negligible correction to a global reduction factor [27]. The annual event rates corresponding to our models, including the reduction factor, are shown in Tab. I for a 50 kton detector with a fiducial volume corresponding to 2.5×10^{33} protons.

Up to now we have assumed that the exotic heat source in the Earth’s core is caused by uranium and thorium decays, i.e. the neutrino spectrum from this additional source was taken to be identical with the geoneutrino spectrum from the crust and mantle. However, the possibility of a natural reactor in the Earth’s core (“georeactor”) has been discussed

in the literature [24, 25]. In this case the neutrino flux could be similar to that from an ordinary power reactor with energies reaching up to about 8 MeV. With this assumption the total 4π -georeactor neutrino flux can be estimated to be $\Phi_\nu \simeq 1.9 \times 10^{23} \text{ s}^{-1}$ for a thermal power of 1 TW. Taking into account neutrino oscillations, the distance to the center of the Earth, and the detection cross section we calculate an event rate of about $210 \text{ y}^{-1} \text{ TW}^{-1}$ in LENA. At Pyhäsalmi one would observe about 2200 events per year due to neutrinos from nuclear power plants. Therefore, a 1 TW georeactor could be identified with LENA after one year of measurement at a statistical level of better than 4σ . After a period of 10 years the existence of a hypothetical georeactor with a thermal power of only 0.3 TW can be proven at a statistical significance of 4σ .

IV. MONTE-CARLO STUDY

To study the power of directional discrimination of a large liquid-scintillator detector we have performed a Monte-Carlo simulation of a large number of geoneutrino events and the corresponding directional reconstruction. We have assumed that the detector response is independent of the event location, i.e. only the spatial separation between the event $\bar{\nu}_e + p \rightarrow n + e^+$ and the location of neutron capture is relevant. However, as pointed out in chapter II, we consider a position resolution of point like events located at the central axis of the detector. As the light yield and hence also the position resolution increases for off-axis events our assumption is conservative. We have assumed that, on average, the neutron capture point is displaced by 1.9 cm in the forward direction relative to the e^+ event in agreement with the CHOOZ measurement [16]. Moreover, we have assumed that neutron diffusion before capture causes a Gaussian distribution around this mean value with a width $\sigma_x = \sigma_y = \sigma_z = 4.0 \text{ cm}$ for an unloaded PXE-based scintillator, whereas 2.4 cm is taken for a Gd-loaded scintillator as described in Sec. II.

In addition to this distribution, the main uncertainty originates from the reconstruction of both events. For the positron event we have assumed that the reconstructed location follows a Gaussian distribution with a width given by Eq. (4). The actual spread of relevant visible energies is small so that we have always used $E_{\text{vis}} = 1.4 \text{ MeV}$ as a typical value. For an unloaded scintillator, the reconstruction of the neutron event introduces an even larger uncertainty; we have used a distribution as in Fig. 1 appropriate for the given light yield.

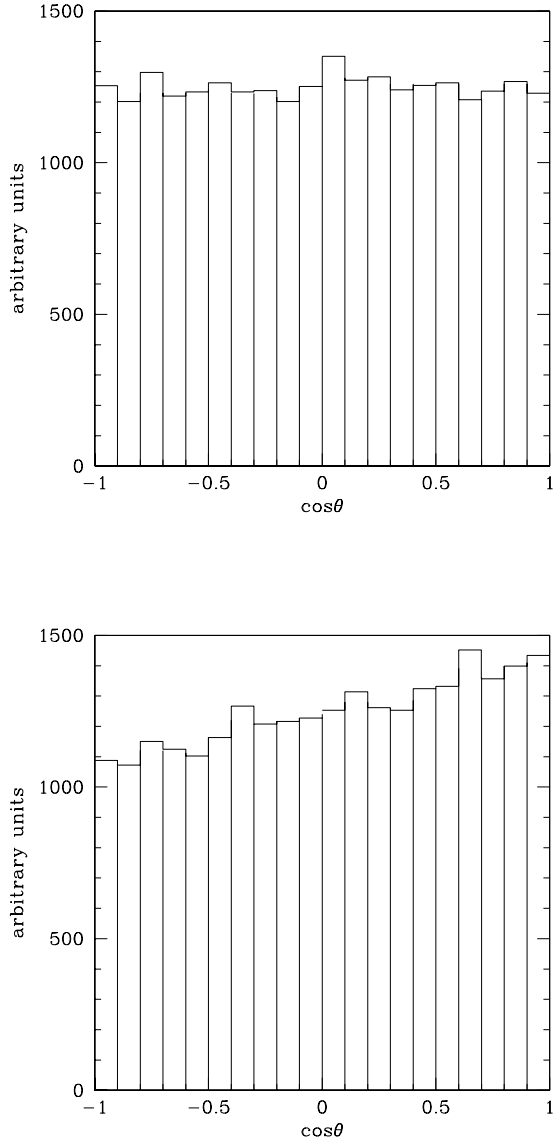


FIG. 3: Monte-Carlo example of reconstructed zenith-angle distribution of 25,000 events in a Gd-loaded detector. *Upper panel:* Neutrinos injected from the horizontal direction ($\cos \theta = 0$). *Lower panel:* Neutrinos injected from the vertical direction ($\cos \theta = 1$).

For a Gd-loaded scintillator the uncertainty can be well fitted by a Gaussian distribution with a width given by Eq. (4).

For the sake of illustration we discuss the reconstructed zenith-angle distributions for the two extreme cases where all neutrinos come from the horizontal direction or all of them

come vertically from below, i.e with $\cos \theta = 1$. Figure 3 displays the reconstructed zenith-angle distribution of both cases, each generated with 25,000 neutrino events and using a Gd-loaded detector with a light yield $N_{\text{pe}} = 300$ pe/MeV. We conclude that, given the relatively poor angular reconstruction capability of scintillator detectors, the only angular-distribution information that can be extracted is the slope of the distributions shown in Fig. 3. Put another way, one can extract the total event rate and the dipole contribution of the angular distribution, whereas a determination of higher multipoles is unrealistic. Therefore, we write the reconstructed zenith-angle distribution in the form

$$\frac{d\dot{N}}{d \cos \theta} = \dot{N} \left(\frac{1}{2} + p \cos \theta \right) \quad (6)$$

where the event rate \dot{N} and the coefficient p are the two numbers that characterize a given configuration of geophysical model and detector type.

The event rates for our fiducial detector size with 2.5×10^{33} target protons and different geophysical models have already been reported in Tab. I. What remains to be determined by means of a Monte-Carlo simulation are the corresponding coefficients p and their uncertainty. In Tab. II we show the results for p for different cases, always assuming a light yield of 300 pe/MeV. The uncertainty σ_p of the measured p value scales with the inverse square root of the number of events N so that $s_p = \sigma_p \sqrt{N}$ is a quantity independent of N . The value of s_p can be derived analytically for $p = 0$, yielding

$$s_p = \frac{\sqrt{3}}{2} = 0.866, \quad (7)$$

which is valid for all $p \ll 1$. We have checked with our Monte Carlo that Eq. (7) indeed applies to all p values of interest to us.

The number of events it takes to distinguish at the 1σ level between an isotropic event distribution ($p = 0$) and the actual coefficient is given by $N_{1\sigma} = (s_p/p)^2 = (3/4)p^{-2}$. For our reference model at a continental site we find $N_{1\sigma} \approx 500$ events, for an oceanic site about 200 events. In order to distinguish a geophysical model i from model j at the 1σ level, the required number of events is

$$N_{1\sigma} = \frac{2s_p^2}{(p_i - p_j)^2} = \frac{3}{2} \frac{1}{(p_i - p_j)^2}. \quad (8)$$

A detection at the $n\sigma$ level requires n^2 times more events.

TABLE II: Coefficient p for the reconstructed zenith-angle distribution for different Earth models and different detector types, always assuming a light yield of 300 pe/MeV.

Model	Coefficient p for scintillator detectors	
	Unloaded PXE	Gd-loaded
Continental Crust		
Reference Model	0.0283	0.0377
(A) 20 TW core	0.0377	0.0521
(B) 10 TW core	0.0333	0.0459
(C) 20 TW Lower Mantle	0.0351	0.0485
Oceanic Crust		
Reference Model	0.0468	0.0646
(A) 20 TW core	0.0597	0.0824
(B) 10 TW core	0.0560	0.0772

In the same way as for Tab. II we have calculated the slope p for different light yields of the scintillator and have determined the number of events it takes to distinguish each of the exotic models from the reference case. In Fig. 4 we display $N_{1\sigma}$ for these cases and the continental-crust situation as a function of the light yield N_{pe} , both for an unloaded PXE-type detector and a Gd-loaded one. In Fig. 5 we show the same for the oceanic crust. In the oceanic location we do not show model C because it corresponds to an increased flux from the mantle, i.e. it is essentially identical with the reference model except for the total flux and thus can not be distinguished on the basis of the zenith-angle distribution.

Of course, the time required to achieve this discriminating power depends on the detector size. For our fiducial volume with 2.5×10^{33} target protons as in LENA one needs to scale with the event rates shown in Tab. I. In a continental-crust location, all models produce an event rate of roughly 1000 events per year, in full agreement with the KamLAND measurement [17]. Therefore, even with optimistic assumptions a 50 kt detector would need several decades for distinguishing in a meaningful way between different geophysical models on the basis of the angular event distribution. Moreover, detector backgrounds should be included in a realistic assessment.

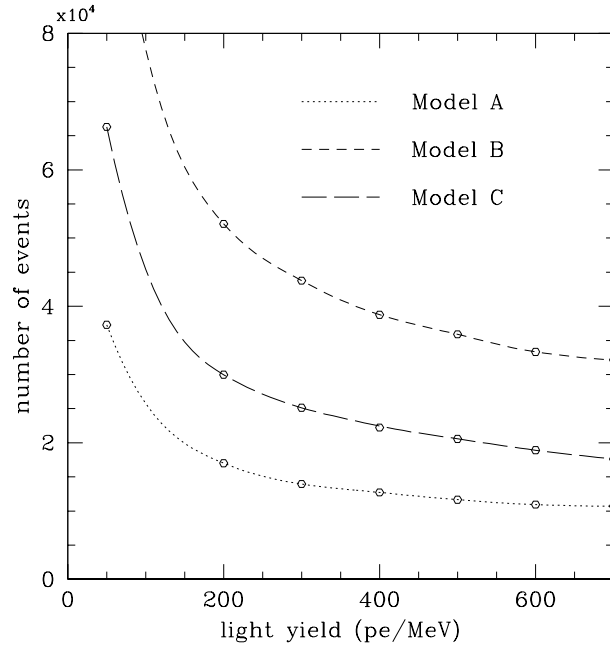
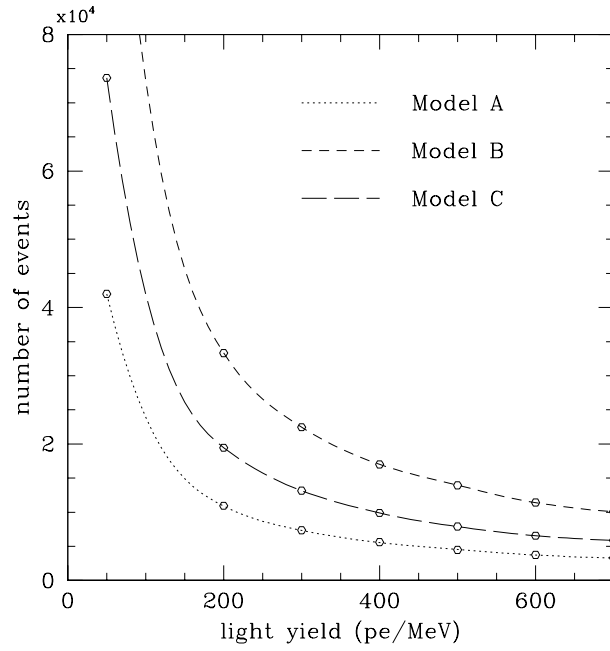


FIG. 4: Number of events needed to distinguish between models A, B or C and the continental-crust reference model at 1σ significance. The points correspond to the values calculated with the Monte Carlo. *Upper panel:* Gd-loaded scintillator. *Lower panel:* Unloaded PXE-type scintillator.

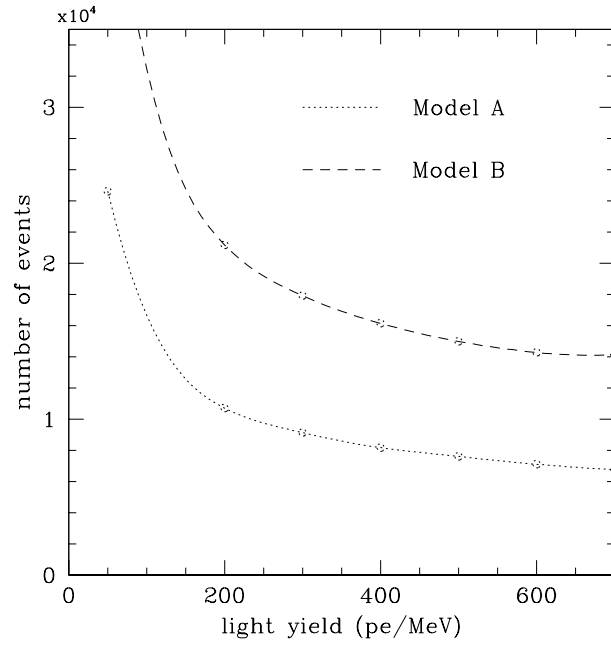
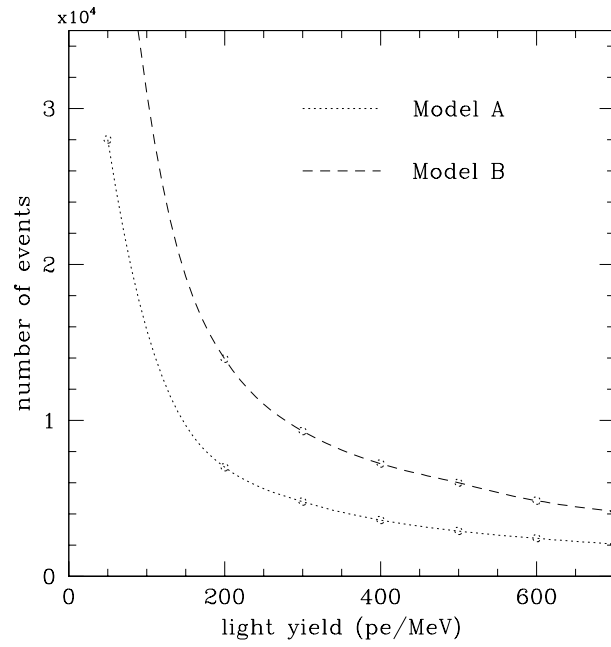


FIG. 5: Same as Fig. 4 for oceanic crust. Model C was not included because the neutrino flux has almost the same angular distribution as the reference model so that almost infinitely many events are needed for a discrimination.

V. CONCLUSIONS

A future large-volume scintillator detector such as the proposed 50 kt LENA would provide a high-statistics measurement of the geoneutrino flux. The event rate would depend strongly on the detector location, notably on whether an oceanic site such as Hawaii is chosen where a reference event rate of about 300 per year (50 kt scintillator) is expected or a continental site such as the Pyhäsalmi mine in Finland where the reference rate would be about 1000 per year. Therefore, the geoneutrino flux could be measured with high significance and would allow one to distinguish between different geophysical models.

The forward displacement of the neutron in the inverse beta decay detection reaction provides directional information on the geoneutrino flux. We have studied if this effect can be used to distinguish between different geophysical models, notably if one could diagnose a strong exotic energy source in the Earth's core under the assumption that its neutrino spectrum is identical with that emitted by the crust and mantle. While a deviation from an isotropic flux can be ascertained with high significance, we find that a 50 kt detector is too small to distinguish between different geophysical models on the basis of the directional information alone, except perhaps for extreme cases and optimistic assumptions about the detector performance.

In our study we have only used the neutrino flux from the Earth, ignoring the contribution from power reactors because it depends strongly on location. For example, in Pyhäsalmi the neutrino flux from power reactors adds roughly 25% to the counting rate in the energy window relevant for geoneutrinos. This contribution is not negligible, but it does not change our overall conclusions.

We have also estimated the sensitivity of a LENA type detector for determining a hypothetical georeactor in the Earth's core. As a possible location the CUPP underground laboratory in Pyhäsalmi (Finland) was chosen and the background due to nuclear power plants was calculated. At CUPP a 1 TW georeactor could be identified at a statistical level of better than 4σ after only one year of measurement and after 10 years a 4σ sensitivity for 0.3 TW would be reached.

In summary, large-volume scintillator detectors of the next generation will be extremely useful to study the interior of the Earth in the “light of neutrinos.” However, the prime information will be the total geoneutrino flux and its spectrum. It would be extremely chal-

lenging to use the directional information alone to distinguish between different geophysical models.

Acknowledgments

We thank E. Lisi for crucial discussions of an earlier version of this paper. Partial support by the Maier-Leibnitz-Laboratorium (Garching), the Virtual Institute for Dark Matter and Neutrinos (VIDMAN, HGF), the Deutsche Forschungsgemeinschaft under Grant No. SFB-375 and the European Union under the ILIAS project, contract No. RII3-CT-2004-506222, is acknowledged.

-
- [1] T. Araki *et al.*, “Experimental investigation of geologically produced antineutrinos with KamLAND,” *Nature* **436** (2005) 499.
 - [2] G. Fiorentini, M. Lissia, F. Mantovani and R. Vannucci, “Geo-neutrinos: A new probe of Earth’s interior,” arXiv:physics/0508019.
 - [3] G. Fiorentini, M. Lissia, F. Mantovani and R. Vannucci, “How much uranium is in the Earth? Predictions for geo-neutrinos at KamLAND,” *Phys. Rev. D* **72** (2005) 033017 [hep-ph/0501111].
 - [4] B. D. Fields and K. A. Hochmuth, “Imaging the Earth’s interior: The angular distribution of terrestrial neutrinos,” hep-ph/0406001.
 - [5] R. J. de Meijer, E. R. van der Graaf and K. P. Jungmann, “Quest for the nuclear georeactor,” *Nucl. Phys. News* **14** (2004) 20 [physics/0404046].
 - [6] L. Oberauer, F. von Feilitzsch and W. Potzel, “A large liquid scintillator detector for low-energy neutrino astronomy,” *Nucl. Phys. Proc. Suppl.* **138** (2005) 108.
 - [7] T. Marrodán Undagoitia *et al.*, “Search for the proton decay $p \rightarrow K^+ \bar{\nu}$ in the large liquid scintillator low energy neutrino astronomy detector LENA,” *Phys. Rev. D* **72** (2005) 075014 [hep-ph/0511230].
 - [8] M. Apollonio *et al.* [CHOOZ Collaboration], “Determination of neutrino incoming direction in the CHOOZ experiment and its application to supernova explosion location by scintillator detectors,” *Phys. Rev. D* **61** (2000) 012001 [hep-ex/9906011].

- [9] P. Vogel and J. F. Beacom, “Angular distribution of neutron inverse beta decay, $\bar{\nu}_e + p \rightarrow e^+ + n$,” *Phys. Rev. D* **60** (1999) 053003 [hep-ph/9903554].
- [10] H. O. Back *et al.* [Borexino Collaboration], “Phenylxylylethane (PXE): A high-density, high-flashpoint organic liquid scintillator for applications in low-energy particle and astrophysics experiments”, arXiv:physics/0408032.
- [11] M. Wurm, “Untersuchungen zu den optischen Eigenschaften eines Flüssigszintillators und zum Nachweis von Supernovae Relic Neutrinos mit LENA”, Diploma thesis, TU München, Germany (2005).
- [12] L. Oberauer, C. Grieb, F. von Feilitzsch, I. Manno, “Production of light concentrators for BOREXINO and its Counting Test Facility”, *Nucl. Instrum. Meth. A* **530** (2004) 453.
- [13] G. Alimonti *et al.* [Borexino Collaboration], “A large-scale low-background liquid scintillation detector: The Counting Test Facility at Gran Sasso”, *Nucl. Instrum. Meth. A* **406** (1998) 411.
- [14] J. Hejwowski and A. Szymanski, “Lithium loaded liquid scintillator,” *Review of Scientific Instruments* **32** (1961) 1057–1058.
- [15] F. Ardellier *et al.*, “Letter of intent for double-CHOOZ: A search for the mixing angle θ_{13} ,” hep-ex/0405032.
- [16] M. Apollonio *et al.*, “Search for neutrino oscillations on a long base-line at the CHOOZ nuclear power station,” *Eur. Phys. J. C* **27**(2003) 331 [hep-ex/0301017].
- [17] T. Araki *et al.* [KamLAND Collaboration], “Measurement of neutrino oscillation with KamLAND: Evidence of spectral distortion,” *Phys. Rev. Lett.* **94** (2005) 081801 [hep-ex/0406035].
- [18] A. M. Dziewonski and D. L. Anderson, “Preliminary Reference Earth Model,” *Phys. Earth Planet. Interiors* **25** (1981) 297. For a tabulation see http://solid_Earth.ou.edu/prem.html
- [19] W. F. McDonough and S.-S. Sun, “The composition of the Earth,” *Chem. Geol.* **120** (1995) 223.
- [20] C. Stein, in: *Global Earth Physics: A Handbook of Physical Constants, AGU Reference Shelf 1*, edited by T. J. Ahrens (American Geophysical Union, Washington, 1995), p. 144.
- [21] D. McKenzie and F. Richter, *J. Geophys. Res.* **86** (1981) 11667.
- [22] Earth Reference Data and Models, <http://earthref.org>
- [23] F. Mantovani, L. Carmignani, G. Fiorentini and M. Lissia, “Antineutrinos from the Earth: The reference model and its uncertainties,” *Phys. Rev. D* **69** (2004) 013001 [hep-ph/0309013].
- [24] J. M. Herndon, *J. Geomagn. Geoelectr.* **45** (1993) 423.

- [25] J. M. Herndon, “Nuclear georeactor origin of oceanic basalt He-3/He-4, evidence and implications,” PNAS, March 18 (2003), Vol. 100, No. 6, pp. 3047–3050
- [26] S. Labrosse *et al.*, Earth Planet. Sci. Lett. **190** (2001) 111.
- [27] G. Fiorentini, T. Lasserre, M. Lissia, B. Ricci and S. Schönert, “KamLAND, terrestrial heat sources and neutrino oscillations,” Phys. Lett. B **558** (2003) 15 [hep-ph/0301042].