

NLO-QCD Corrections to Dilepton Production in the Randall-Sundrum Model

Prakash Mathews^{a *}, V. Ravindran^{b †}, K. Sridhar^{c ‡}

a) Theory Group, Saha Institute of Nuclear Physics, 1/AF Bidhan Nagar, Kolkata 700 064, India.

b) Harish-Chandra Research Institute, Chhatnag Road, Jhansi, Allahabad, India.

c) Department of Theoretical Physics, Tata Institute of Fundamental Research, Homi Bhabha Road, Mumbai 400 005, India.

ABSTRACT

The dilepton production process at hadron colliders in the Randall-Sundrum (RS) model is studied at next-to-leading order in QCD. The NLO-QCD corrections have been computed for the virtual graviton exchange process in the RS model, in addition to the usual γ , Z -mediated processes of standard Drell-Yan. K -factors for the cross-sections at the LHC and Tevatron for differential in the invariant mass, Q , and the rapidity, Y , of the lepton pair are presented. We find the K -factors are large over substantial regions of the phase space.

^{*}prakash.mathews@saha.ac.in

[†]ravindra@mri.ernet.in

[‡]sridhar@theory.tifr.res.in

In brane-world models, the four dimensional universe is a dynamical hypersurface: a D_3 -brane (or 3-brane) existing in a higher dimensional spacetime. In many such models, the Standard Model (SM) fields are localized on the brane and only gravity can propagate in the bulk. The scale of quantum gravity can be lowered down from the Planck scale to the TeV scale in these models [1] making it exciting for high-energy physics not only because these suggest fresh perspectives to the solution of the hierarchy problem but also because these models throw open the possibility of the discovery of new physics at energies accessible to collider experiments. In addition, these models provide new frameworks for gauge symmetry and supersymmetry breaking and suggest theoretical approaches to the cosmological constant problem and dark-matter problem.

The simplest model seeking to address the gauge hierarchy problem was the the ADD model proposed by Arkani-Hamed, Dimopoulos and Dvali [2], where, starting from a higher dimensional theory, an effective four-dimensional theory at a scale $M_S \sim \text{TeV}$ is obtained. This is done by compactifying the extra dimensions to magnitudes which are large compared to the Planck length [3].

The main problem that one faces within the ADD model is the reappearance of disparate scales *viz.*, the string scale and the inverse of the compactification radius. It was an attempt to avoid this problem that led to the formulation of the Randall-Sundrum (RS) model [4]. In the RS model the single extra dimension ϕ is compactified on a S^1/Z^2 orbifold with a radius R_c which is somewhat larger than the Planck length. Two 3-branes, the Planck brane and the TeV brane, are located at the orbifold fixed points $\phi = 0, \pi$, with the SM fields localised on the TeV brane. The five-dimensional metric, which is *non-factorisable* or *warped* is of the form

$$ds^2 = e^{-\mathcal{K}R_c\phi} \eta_{\mu\nu} dx^\mu dx^\nu + R_c^2 d\phi^2. \quad (1)$$

The exponential warp factor $e^{-\mathcal{K}R_c\phi}$ serves as a conformal factor for fields localised on the brane. Thus the huge ratio $\frac{M_P}{M_{EW}} \sim 10^{15}$ can be generated by the exponent $\mathcal{K}R_c$

which needs to be only of $\mathcal{O}(10)$ thereby providing a way of avoiding the hierarchy problem. There remains the problems of stabilising R_c against quantum fluctuations but this can be done by introducing an extra scalar field in the bulk [5, 6].

The tower of massive Kaluza-Klein (KK) excitations of the graviton, $h_{\mu\nu}^{(\vec{n})}$, interact with the SM particles by:

$$\mathcal{L}_{int} \sim -\frac{1}{M_P} T^{\mu\nu}(x) h_{\mu\nu}^{(0)}(x) - \frac{e^{\pi\mathcal{K}R_c}}{M_P} \sum_1^\infty T^{\mu\nu}(x) h_{\mu\nu}^{(n)}(x) . \quad (2)$$

$T^{\mu\nu}$ is the symmetric energy-momentum tensor for the particles on the 3-brane. The masses of the $h_{\mu\nu}^{(\vec{n})}$ are given by

$$M_n = x_n \mathcal{K} e^{-\pi\mathcal{K}R_c} , \quad (3)$$

where the x_n are the zeros of the Bessel function $J_1(x)$. The zero-mode couples weakly and decouples but the couplings of the massive RS gravitons are enhanced by the exponential $e^{\pi\mathcal{K}R_c}$ leading to interactions of electroweak strength. Consequently, except for the overall warp factor in the RS case, the Feynman rules in the RS model are the same as those for the ADD case [7, 8].

The basic parameters of the RS model are

$$\begin{aligned} m_0 &= \mathcal{K} e^{-\pi\mathcal{K}R_c} , \\ c_0 &= \mathcal{K}/M_P , \end{aligned} \quad (4)$$

where m_0 is a scale of the dimension of mass and sets the scale for the masses of the KK excitations, and c_0 is an effective coupling. The interaction of massive KK gravitons with the SM fields can be written as

$$\mathcal{L}_{int} \sim -\frac{c_0}{m_0} \sum_n^\infty T^{\mu\nu}(x) h_{\mu\nu}^{(n)}(x) . \quad (5)$$

Since \mathcal{K} is related to the curvature of the fifth dimension we need to restrict it to small enough values to avoid effects of strong curvature. On the other hand \mathcal{K}

should not be too small compared to M_P because that would reintroduce a hierarchy. These considerations suggest $0.01 \leq c_0 \leq 0.1$. For our analysis we choose to work with the RS parameters c_0 and M_1 the first excited mode of the graviton rather than m_0 .

The decoupling of the graviton zero-mode and the existence of a mass gap in the spectrum of KK gravitons imply that it is only the resonant production and decay of the heavier KK modes or the virtual effects of the KK modes that one can hope to detect in collider experiments. The phenomenology of resonant production of the KK excitations and the virtual effects have already been studied in processes like dilepton production [9], diphoton production [10], $t\bar{t}$ production at hadron colliders [11], τ -production at a linear collider [12] and pair production of KK modes in e^+e^- and hadron hadron colliders [13]. The sensitivity of the CMS experiment to the resonant production of RS graviton KK modes has been studied for electron pair production [14]. Recently DØ has reported the first direct search for RS graviton KK modes using dielectron, dimuon, and diphoton events [15].

In an earlier work we had presented NLO-QCD corrections for $e^+e^- \rightarrow \text{hadrons}$ [16] and dilepton pair production at hadron colliders [17] in the ADD model. These results for the dilepton pair production case are extended to the RS model, in this paper. We note that it is the same virtual graviton exchange process that contributes to dilepton production in both the ADD and RS models. The leading order process being the same, the QCD corrections are also not model-dependent. However, as explained above, the differences between the two models arise because of the difference in the summation over the tower of KK gravitons and also in the overall factors. Consequently, the relative weight of the subprocess cross-section due to graviton exchange vis-a-vis the SM subprocess will be different in the two models. This results in different K -factors in the ADD and RS models and the dependence of the K -factors on the kinematic variables are also different. In this letter, we present

the results for dilepton production at the LHC and Tevatron in the RS model.

The process we are interested in is where two hadrons P_1, P_2 scatter and give rise to leptonic final states, say μ^+, μ^-

$$P_1(p_1) + P_2(p_2) \rightarrow \mu^+(l_1) + \mu^-(l_2) + X(P_X), \quad (6)$$

where p_1, p_2 are the momenta of incoming hadrons P_1 and P_2 respectively and μ^-, μ^+ are the outgoing leptons which have the momenta l_1, l_2 . The final inclusive hadronic state is denoted by X and carries the momentum P_X . The hadronic cross section can be expressed in terms of partonic cross sections convoluted with appropriate parton distribution functions as follows

$$2S \frac{d\sigma^{P_1 P_2}}{dQ^2}(\tau, Q^2) = \sum_{ab=q, \bar{q}, g} \int_0^1 dx_1 \int_0^1 dx_2 f_a^{P_1}(x_1) f_b^{P_2}(x_2) \times \int_0^1 dz \, 2\hat{s} \frac{d\hat{\sigma}^{ab}}{dQ^2}(z, Q^2) \delta(\tau - zx_1 x_2). \quad (7)$$

The scaling variables are defined by $k_1 = x_1 p_1, k_2 = x_2 p_2$ where k_1, k_2 are the momenta of incoming partons.

$$(p_1 + p_2)^2 \equiv S, \quad (k_1 + k_2)^2 \equiv \hat{s}, \quad (l_1 + l_2)^2 = q \cdot q \equiv Q^2, \\ \tau = \frac{Q^2}{S}, \quad z = \frac{Q^2}{\hat{s}}, \quad \tau = x_1 x_2 z. \quad (8)$$

The partonic cross section for the process $a(k_1) + b(k_2) \rightarrow j(-q) + \sum_i^m X_i(-p_i)$ is given by

$$2\hat{s} \frac{d\hat{\sigma}^{ab}}{dQ^2} = \frac{1}{2\pi} \sum_{jj'=\gamma, Z, G} \int dPS_{m+1} |M^{ab \rightarrow jj'}|^2 \cdot P_j(q) \cdot P_{j'}^*(q) \cdot \mathcal{L}^{jj' \rightarrow l^+ l^-}(q). \quad (9)$$

In the above equation, the sum over Lorentz indices between matrix element squared and the propagators is implicit through a symbol “dot product”. The $m + 1$ body phase space is defined as

$$\int dPS_{m+1} = \int \prod_i^m \left(\frac{d^n p_i}{(2\pi)^n} 2\pi \delta^+(p_i^2) \right) \frac{d^n q}{(2\pi)^n} 2\pi \delta^+(q^2 - Q^2)$$

$$\times (2\pi)^n \delta^{(n)}(k_1 + k_2 + q + \sum_i^m p_i) , \quad (10)$$

where n is the space-time dimension. The propagators are

$$P_\gamma(q) = -\frac{i}{Q^2} g_{\mu\nu} , \quad (11)$$

$$P_Z(q) = -\frac{i}{(Q^2 - M_Z^2 - iM_Z\Gamma_Z)} g_{\mu\nu} , \quad (12)$$

$$P_G(q) = \mathcal{D}(Q^2) B_{\mu\nu\lambda\rho}(q) , \quad (13)$$

where

$$\begin{aligned} B_{\mu\nu\rho\sigma}(q) = & \left(g_{\mu\rho} - \frac{q_\mu q_\rho}{M_n^2} \right) \left(g_{\nu\sigma} - \frac{q_\nu q_\sigma}{M_n^2} \right) + \left(g_{\mu\sigma} - \frac{q_\mu q_\sigma}{M_n^2} \right) \left(g_{\nu\rho} - \frac{q_\nu q_\rho}{M_n^2} \right) \\ & - \frac{2}{n-1} \left(g_{\mu\nu} - \frac{q_\mu q_\nu}{M_n^2} \right) \left(g_{\rho\sigma} - \frac{q_\rho q_\sigma}{M_n^2} \right) . \end{aligned} \quad (14)$$

The function $\mathcal{D}(Q^2)$ in the graviton propagator Eq. (13), results from summing over the KK modes, given by

$$\mathcal{D}(Q^2) = \sum_{n=1}^{\infty} \frac{1}{Q^2 - M_n^2 + iM_n\Gamma_n} \equiv \frac{\lambda}{m_0^2} , \quad (15)$$

where M_n are the masses of the individual resonances and the Γ_n are the corresponding widths. The graviton widths are obtained by calculating their decays into final states involving SM particles. λ is defined as

$$\lambda(x_s) = \sum_{n=1}^{\infty} \frac{x_s^2 - x_n^2 - i\frac{\Gamma_n}{m_0}x_n}{x_s^2 - x_n^2 + \frac{\Gamma_n}{m_0}x_n} , \quad (16)$$

where $x_s = Q/m_0$. We have to sum over all the resonances to get the value of $\lambda(x_s)$. This is done numerically and for a given value of x_s , we retain all resonances which contribute with a significance greater than one per mil, and treat the remaining KK modes as virtual particles (in which case the sum can be done analytically).

We now present the distributions in the invariant lepton pair mass, Q , and the rapidity of the lepton pair, Y at the LHC ($\sqrt{S} = 14$ TeV) and Tevatron ($\sqrt{S} = 1.96$

TeV). From these distributions the effects of the NLO-QCD corrections can be clearly discerned. For the parton density sets we adopt in leading order (LO) MRST 2001 LO ($\Lambda = 0.1670$ GeV) and in next-to-leading order the MRST 2001 NLO ($\Lambda = 0.2390$ GeV). For LHC we choose the kinematic ranges $300 \text{ GeV} < Q < 3000 \text{ GeV}$ and $|Y| < 2.2$ at $Q = 1.5 \text{ TeV}$. For Tevatron $300 \text{ GeV} < Q < 1000 \text{ GeV}$ and $|Y| < 0.9$ at $Q = 300 \text{ GeV}$. The renormalisation scale is taken to be same as the factorization scale μ_F and μ_F is chosen to be $\mu_F = Q$.

The cross-section $d\sigma/dQ$ as a function of Q to NLO is presented in Fig. 1a for LHC. For the figure, we have chosen the representative values of the RS model parameters: $M_1 = 1.5 \text{ TeV}$ the first RS resonance mass and the coupling constant $c_0 = 0.01$. The width of the resonance is related to c_0 and hence a smaller c_0 corresponds to a narrow resonance. The subsequent resonance are determined by m_0 and x_n . To LO the dilepton case has been presented in [9]. To see the effect of the NLO effect we study the K -factor for the Q and Y distribution.

The K -factor for the invariant lepton pair mass distribution defined by

$$K^I = \left[\frac{d\sigma_{LO}^I(Q)}{dQ} \right]^{-1} \left[\frac{d\sigma_{NLO}^I(Q)}{dQ} \right], \quad (17)$$

where $I = SM$, $I = SM + GR$ for both SM and gravity combined and $I = GR$ for only gravity. It is possible to define K^{GR} for the invariant lepton pair mass distribution, as there is no interference with SM [17]. The results are presented in Fig. 1b. The parameters chosen are the same as in Fig. 1a. In order to understand the behaviour of K -factor of the model involving both SM and gravity, it is useful to express it as

$$K^{(SM+GR)}(Q) = \frac{K^{SM} + K^{GR}K^{(0)}}{1 + K^{(0)}}, \quad (18)$$

where we have introduced a quantity $K^{(0)}$, defined as the ratio of the LO distribution of gravity to SM, given by

$$K^{(0)}(Q) = \left[\frac{d\sigma_{LO}^{SM}(Q)}{dQ} \right]^{-1} \left[\frac{d\sigma_{LO}^{GR}(Q)}{dQ} \right]. \quad (19)$$

The behaviour of $K^{(0)}(Q)$ is governed by competing couplings constants of SM and gravity and the parton fluxes. In the RS case the gravity contribution is significant in the resonance region, (see Fig.1a). In the off resonance region the K -factor is hence purely K^{SM} . In the resonance region where the gravity effect dominates the $K^{(SM+GR)}$ factor shifts to the K^{GR} value (see Fig. 1b). This behaviour of the K -factor of the RS case is very distinct from the corresponding case we presented in the ADD case [17]. To incorporate the NLO effects for an appropriate distribution one needs to take into account the behaviour of the K -factor accordingly. For $M_1 = 300$ GeV the K -factor is about 1.5 in the resonance region. This is due to the fact that at $\log Q$ ($Q = 300$ GeV) the gluon flux becomes dominant at Tevatron. The behaviour of K^{GR} is the same as in the ADD case [17].

In Fig. 1c, we have plotted the scale variations of the Q distribution for both LO and NLO cross sections. We define R^I for the invariant lepton mass distribution as

$$R_{LO}^I = \left[\frac{d\sigma_{LO}^I(Q, \mu = \mu_0)}{dQ} \right]^{-1} \left[\frac{d\sigma_{LO}^I(Q, \mu)}{dQ} \right],$$

$$R_{NLO}^I = \left[\frac{d\sigma_{NLO}^I(Q, \mu = \mu_0)}{dQ} \right]^{-1} \left[\frac{d\sigma_{NLO}^I(Q, \mu)}{dQ} \right], \quad (20)$$

where μ_0 is a fixed scale which is chosen to be $\mu_0 = 1.5$ TeV for LHC. As can be seen from the figure, the inclusion of the NLO corrections stabilises the cross-section with respect to the scale μ . Here we have chosen $\mu_0 = 1.5$ TeV, ie. the first resonance region. The scale variation is driven by the gravity part as its the dominant contribution.

In Fig. 2a the double differential cross section $d^2\sigma/dQdY$ is displayed for rapidity region $|Y| \leq 2.2$ for a Q value of 1.5 TeV. To plot this distribution the Q value is chosen such that it lies at the first resonance, where the gravity effect dominates. Hence the dominant contribution is purely gravity. The RS model parameters remain the same as before. The K factor as a function of Y is plotted for a choice of Q in the resonance region where the dominant contribution to $K^{(SM+GR)}$ factor

comes from the gravity part Fig. 2b. The R ratio using the Y distribution is plotted in Fig. 2c for the central region of rapidity and for a Q value of 1.5 TeV. In this region the scale variation is also dictated by the gravity contribution.

The corresponding analysis for the Tevatron is done for the Q range $300 < Q < 1000$ GeV and for the RS parameter $M_1 = 300$ GeV and the coupling $c_0 = 0.01$. At low Q the gravity effects of the RS model is dominant in the resonance and off the resonance region the effect is negligible. As Q increases the effect of gravity starts to become comparable to the SM contribution as is seen towards the third resonance in Fig. 3a. In Fig. 3b we have plotted the K -factor for Q distribution at the Tevatron. Using Eq. (18) we can understand the behaviour of K^{SM+GR} . As expected the behaviour of K^{GR} is same as the ADD case [17]. The double differential cross section $d^2\sigma/dQdY$ for $Q = 300$ GeV is plotted as a function of rapidity Y . In the resonance region the dominant contribution is from the RS. In contrast for ADD [17] only at large Q the gravity effects became comparable to the SM at Tevatron. The corresponding K -factor is plotted in Fig. 4b. Scale variation for the Q and double differential $dQdY$ is given in Fig. 3c and Fig. 4c respectively.

In a recent analysis by DØ [15], the LO cross section was scaled by a constant K -factor of 1.34 to account for the NLO effect for the RS case. This does not yield a realistic picture as can be seen from Fig. 3b. In the RS case due to the resonant production, the K -factor is very different from the ADD case reported earlier [17].

In summary, we have presented the results for the cross-section for dilepton production in the Randall-Sundrum model at the LHC and Tevatron. The large incident gluon flux at the LHC makes the NLO QCD corrections very important. Moreover, when the NLO corrections are taken into account the cross-sections are stabilised with respect to scale variations. In order to derive robust bounds on the RS model at the LHC using the dilepton production process, the inclusion of the NLO QCD corrections in the cross-section is crucial.

Acknowledgments: PM thanks S. Moretti for useful discussion. VR would like to thank Prof. W. L. van Neerven for discussion. The work of PM and KS is part of a project (IFCPAR Project No. 2904-2) on ‘Brane-World Phenomenology’ supported by the Indo-French Centre for the Promotion of Advanced Research, New Delhi, India. PM would also like to thank IPPP, Durham for warm hospitality where part of this work was done. PM and VR thank S. Raychaudhuri for providing the code that evaluates the RS KK mode sum in the propagator.

Figure Caption

Figure 1. (a) The cross section is plotted as a function of invariant mass Q of the lepton pair for $M_1 = 1.5$ TeV at LHC. (b) The corresponding K -factor for Q distribution SM, gravity and SM plus gravity. (c) Scale variation of the cross section at LO and NLO as defined in Eq. (19) for $Q = 1.5$ TeV.

Figure 2. (a) The double differential cross section $d^2\sigma/dQdY$ is plotted as a function of rapidity Y for $Q = 1.5$ TeV at LHC. (b) The K -factor for the distribution in (a) is plotted for the rapidity range. (c) The scale variation of the ratio R is plotted as a function of μ/μ_0 for $Y = 0$.

Figure 3. (a) The cross section is plotted as a function of invariant mass Q of the lepton pair for $M_1 = 300$ GeV and $c_0 = 0.01$ at the Tevatron. (b) The K -factor for Q distribution for the same RS parameters in (a) is plotted. (c) The variation of the cross section with respect to the scale.

Figure 4. (a) The double differential cross section $d^2\sigma/dQdY$ is plotted as a function of rapidity Y for $Q = 300$ GeV at the Tevatron for the RS parameters $M_1 = 300$ GeV and $c_0 = 0.01$. (b) The K -factor for the distribution in (a) is plotted for the rapidity range. (c) The scale variation of the ratio R is plotted as a function of μ/μ_0 for the central rapidity region $Y = 0$.

References

- [1] P. Horava and E. Witten, *Nucl. Phys.* **B460** (1996) 506; J.D. Lykken *Phys. Rev.* **D54** (1996) 3697; E. Witten, *Nucl. Phys.* **B471** (1996) 135.
- [2] N. Arkani-Hamed, S. Dimopoulos and G. Dvali, *Phys. Lett.* **B249** (1998) 263; I. Antoniadis, N. Arkani-Hamed, S. Dimopoulos and G. Dvali, *Phys. Lett.* **B436** (1998) 257.
- [3] For a review of the ADD model, see I. Antoniadis and K. Benakli, *Int. J. Mod. Phys* **A15** (2000) 4237; A. Perez-Lorenzana, Univ. of Maryland Preprint No. UMD-PP-00-088 (2000) hep-ph/0008333. K. Sridhar, *Int. J. Mod. Phys* **A15** (2000) 2397.
- [4] L. Randall and R. Sundrum, *Phys. Rev. Lett.* **83** (1999) 3370.
- [5] W.D. Goldberger and M.B. Wise, *Phys. Rev. Lett.* **83** (1999) 4922; *Phys. Lett.* **B475** (2000) 275.
- [6] C. Csaki, M. Graesser, L. Randall and J. Terning, *Phys. Rev.* **D 62** (1999) 045015, C. Csaki, M. Graesser and G.D. Kribs, *Phys. Rev.* **D 63** (2001) 065002.
- [7] G. F. Giudice, R. Rattazzi and J. D. Wells, *Nucl. Phys.* **B544** (1999) 3.
- [8] T. Han, J. D. Lykken and R-J. Zhang, *Phys. Rev.* **D59** (1999) 105006.
- [9] H. Davoudiasl, J.L. Hewett and T.G. Rizzo, *Phys. Rev. Lett* **84** (2000) 2080; *ibid.* *Phys. Rev.* **D63** (2001) 075004.
- [10] K. Sridhar, *JHEP* **0105** (2001) 066.
- [11] S. Lola, Prakash Mathews, Sreerup Raychaudhuri and K. Sridhar, CERN Preprint No. CERN-TH-2000-275 (2000) hep-ph/0010010.

- [12] N. Mahajan, *J.Phys.G* **29** (2003) 2677.
- [13] Pankaj Jain and Sukanta Panda *JHEP* **0403** (2004) 011.
- [14] C. Collard and M.-C. Lemaire, CMS NOTE 2004/024.
- [15] V. M. Abazov *et. al.*, DØ Collaboration, hep-ex/0505018.
- [16] Prakash Mathews, V. Ravindran and K. Sridhar, *JHEP* **0408** (2004) 048.
- [17] Prakash Mathews, V. Ravindran, K. Sridhar and W.L. van Neerven *Nucl. Phys.* **B713** (2005) 333.

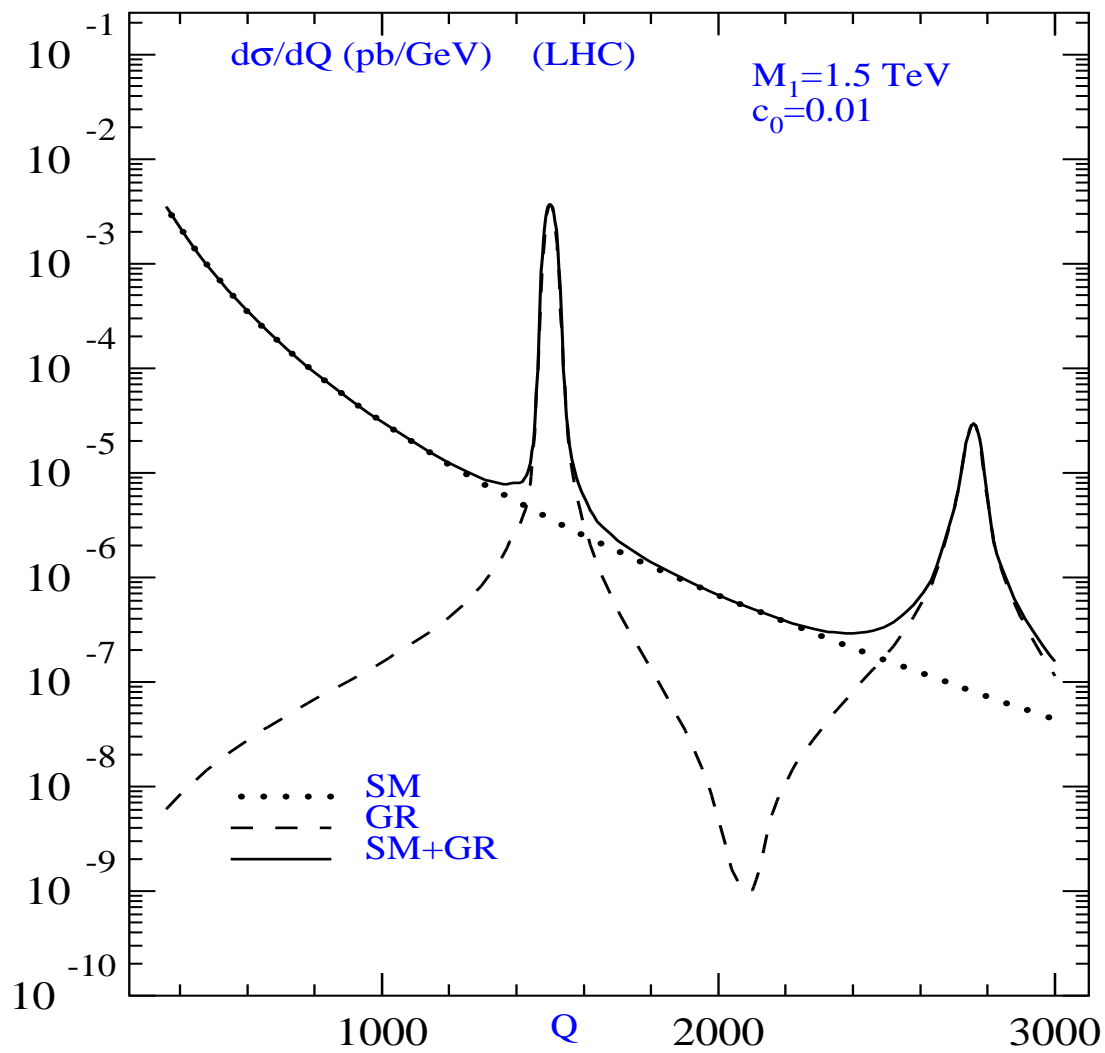


Fig. 1a

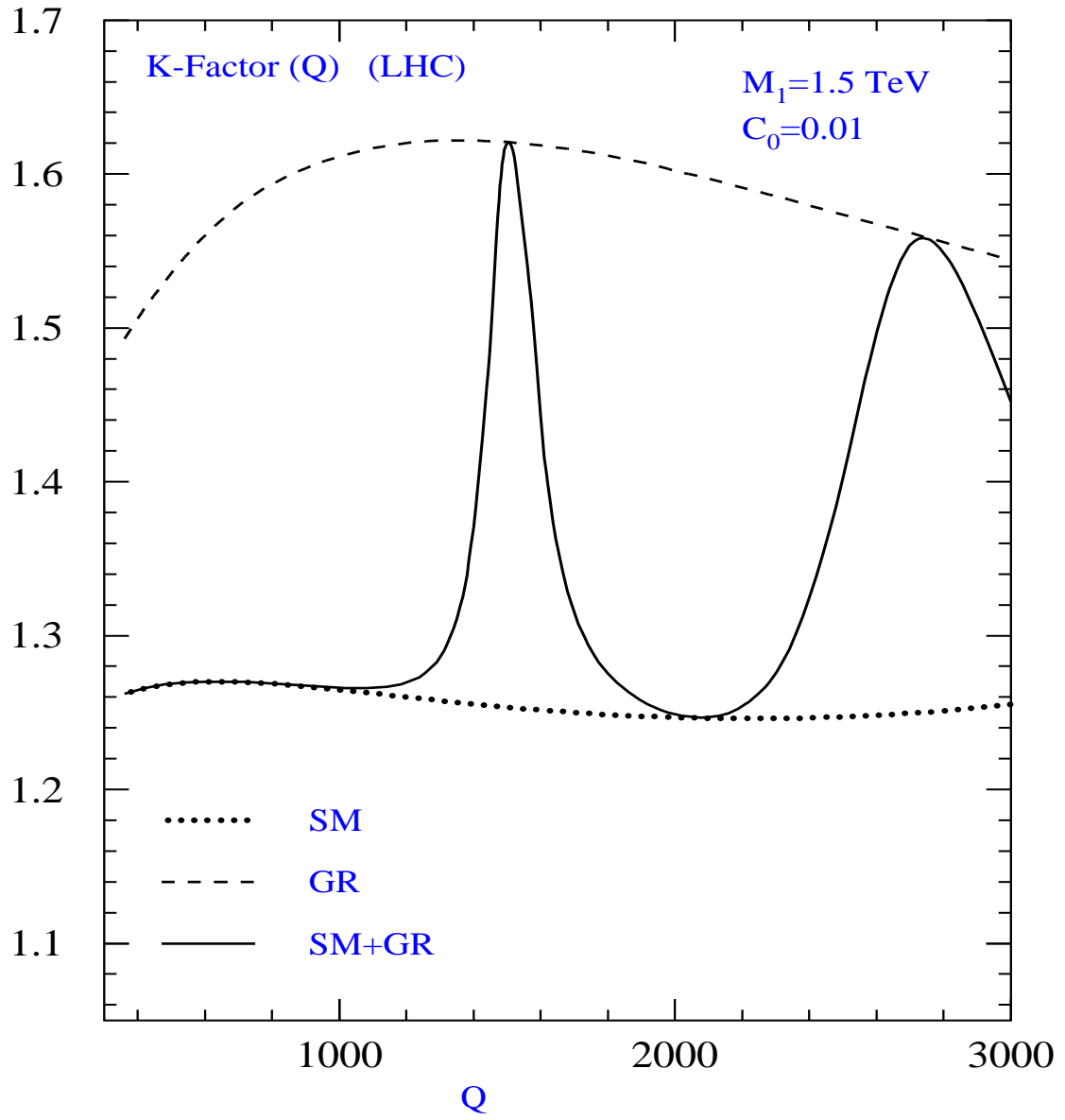


Fig. 1b

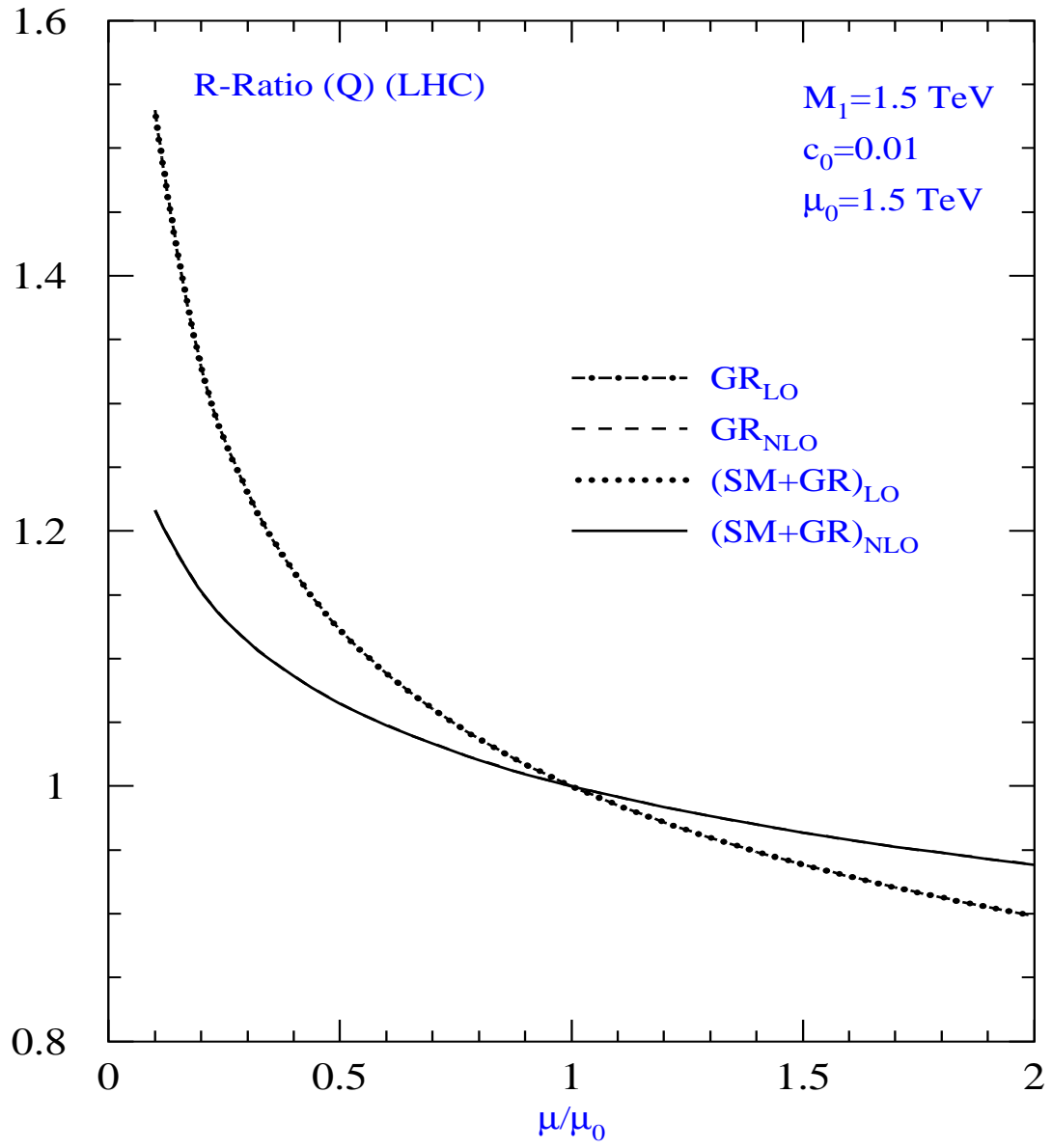


Fig. 1c

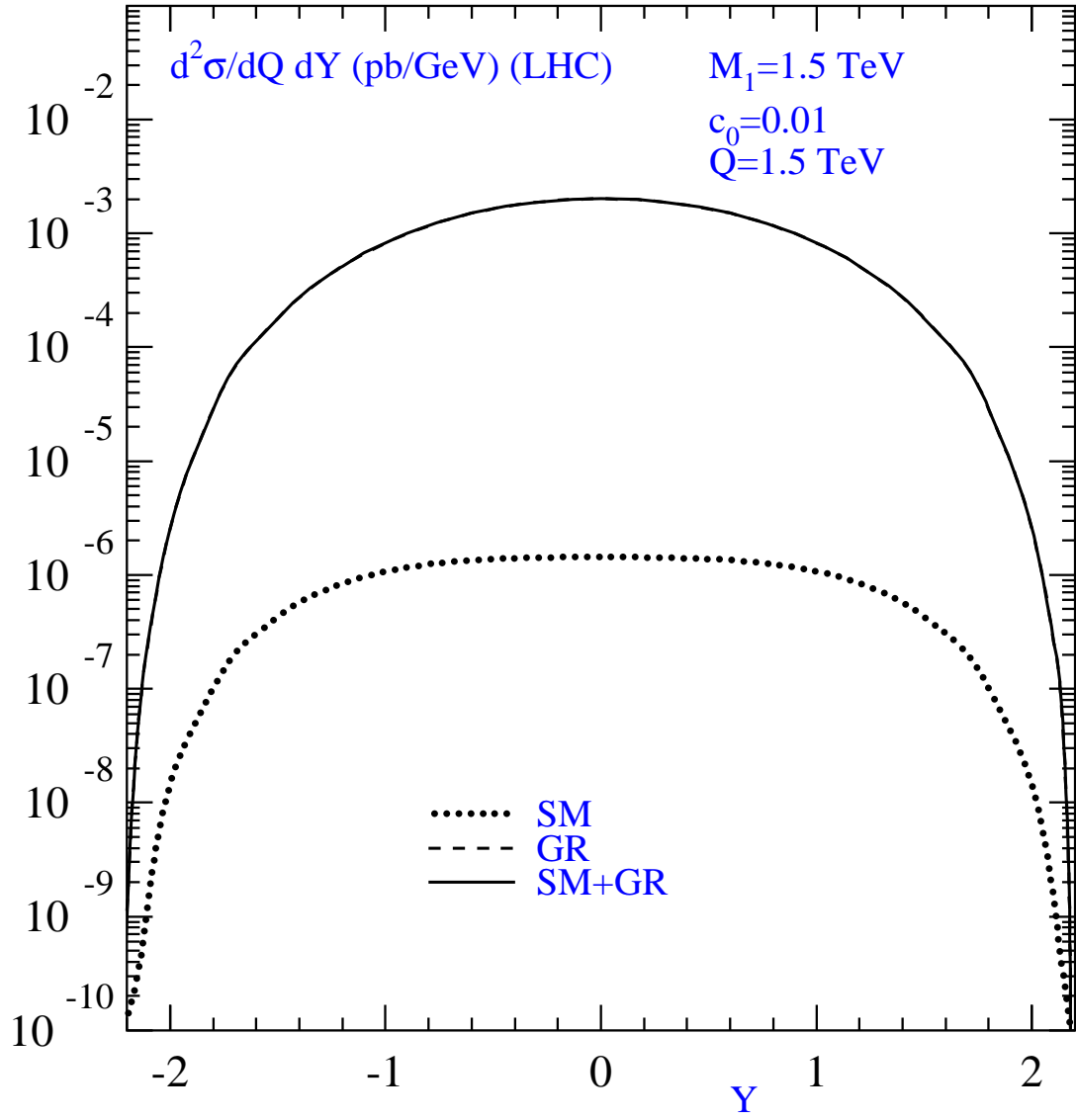


Fig. 2a

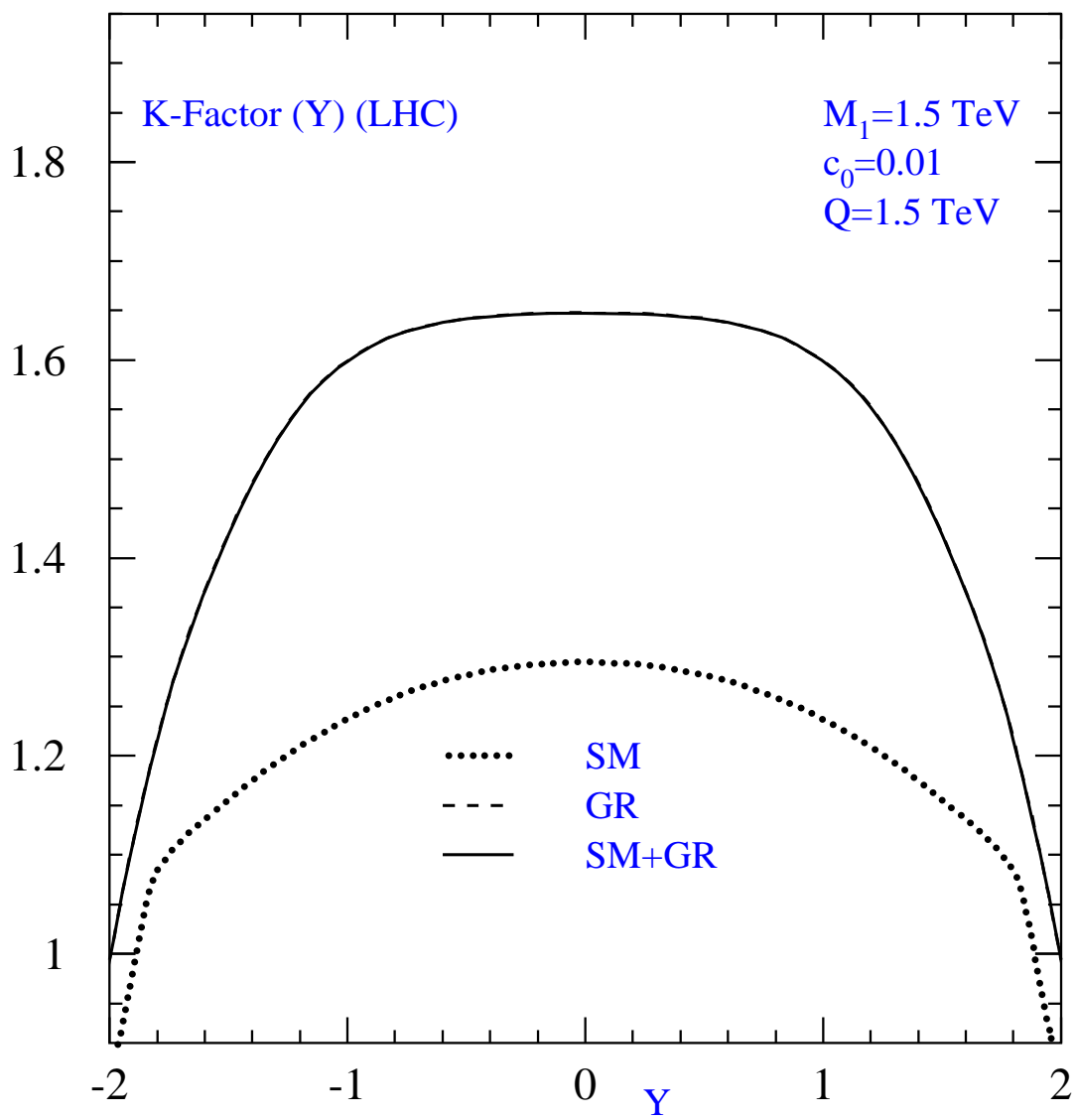


Fig. 2b

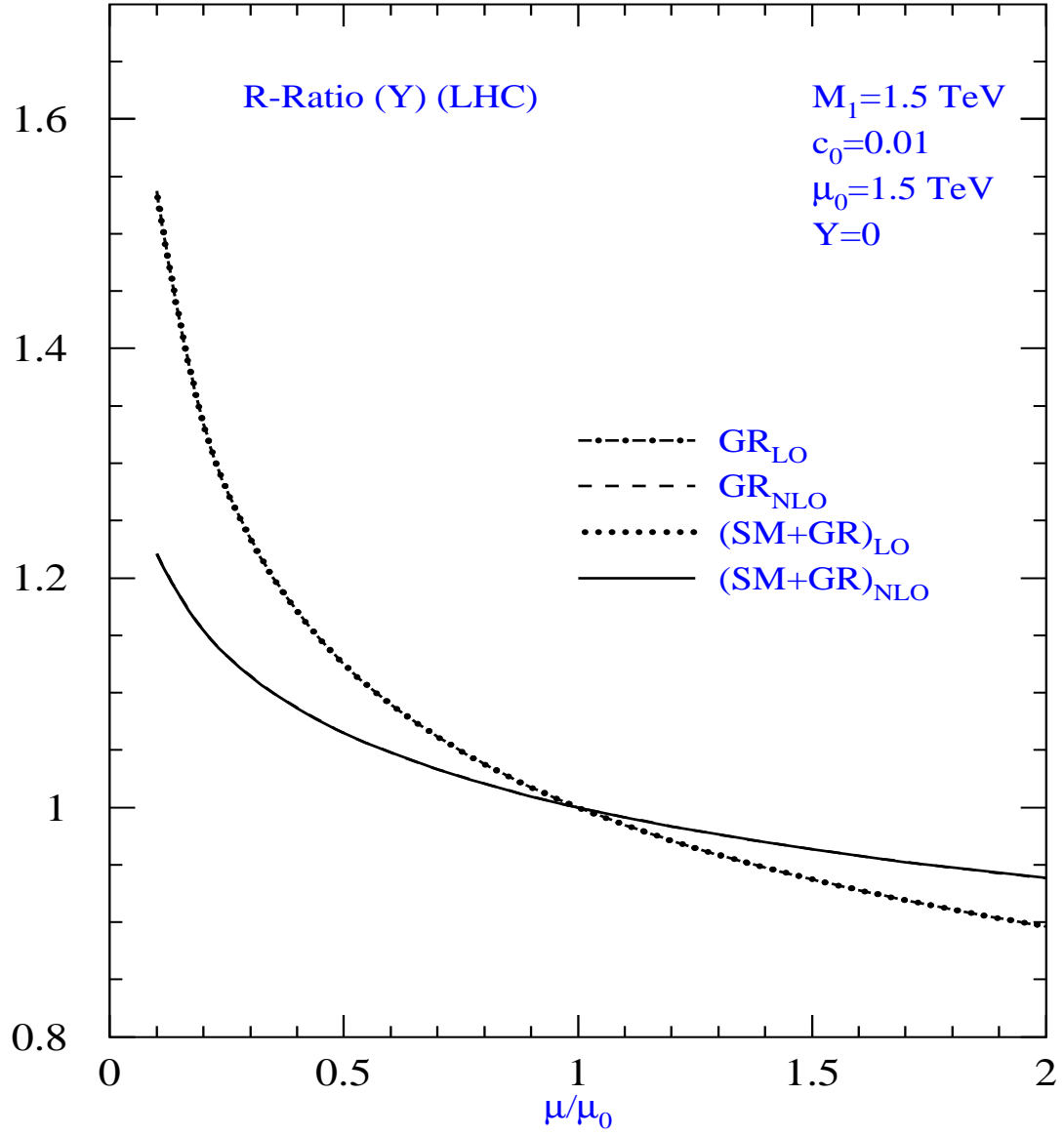


Fig. 2c

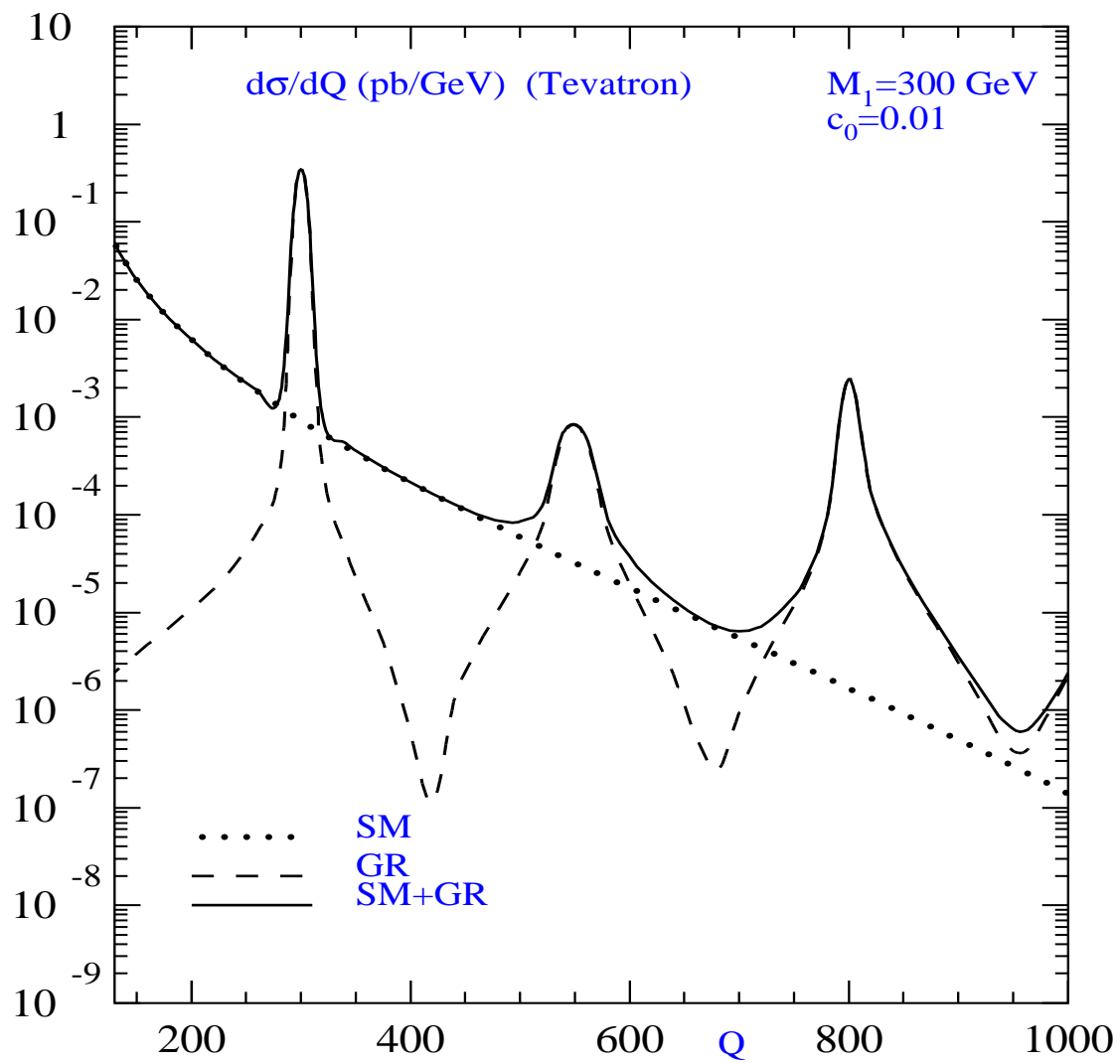


Fig. 3a

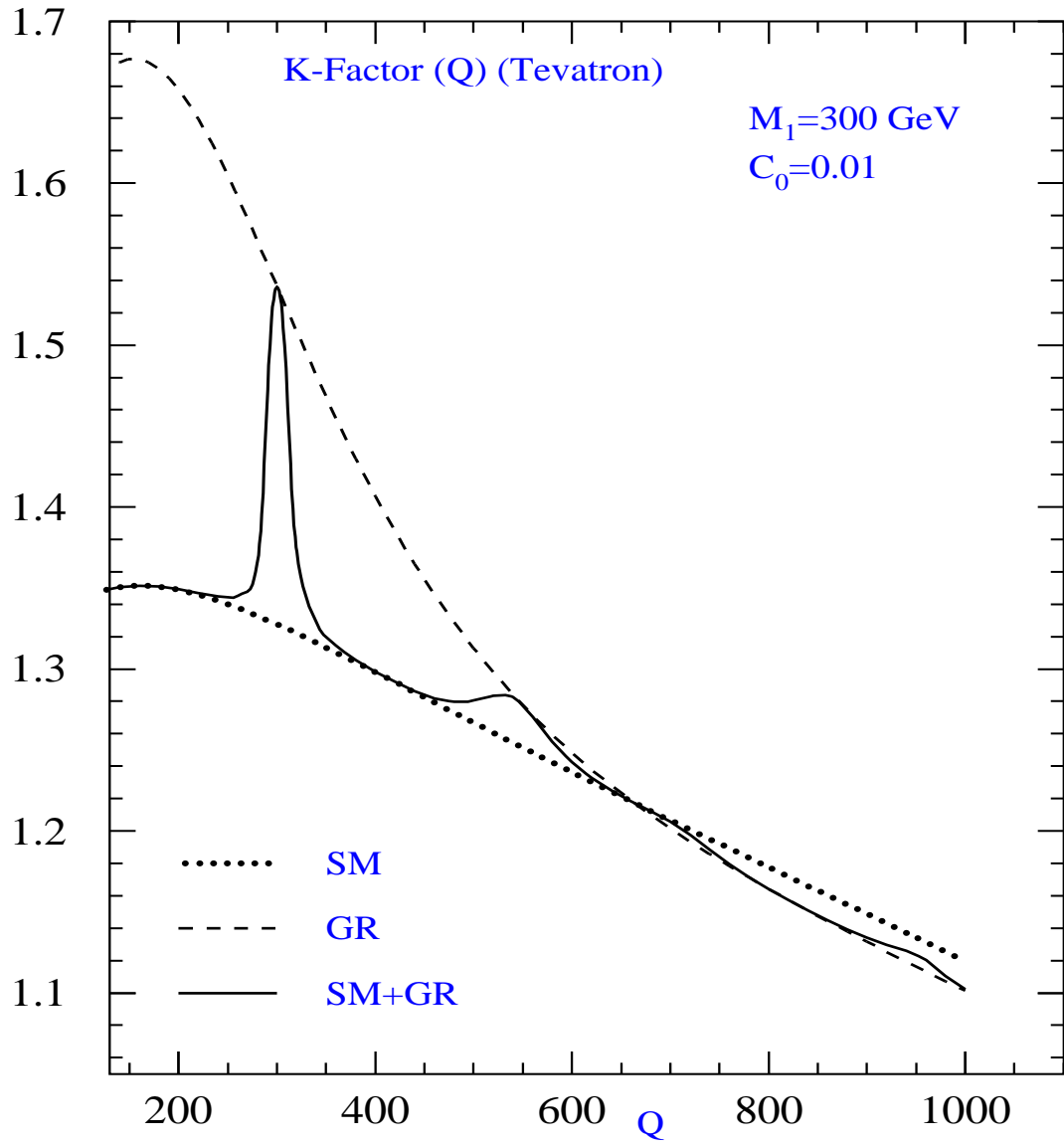


Fig. 3b

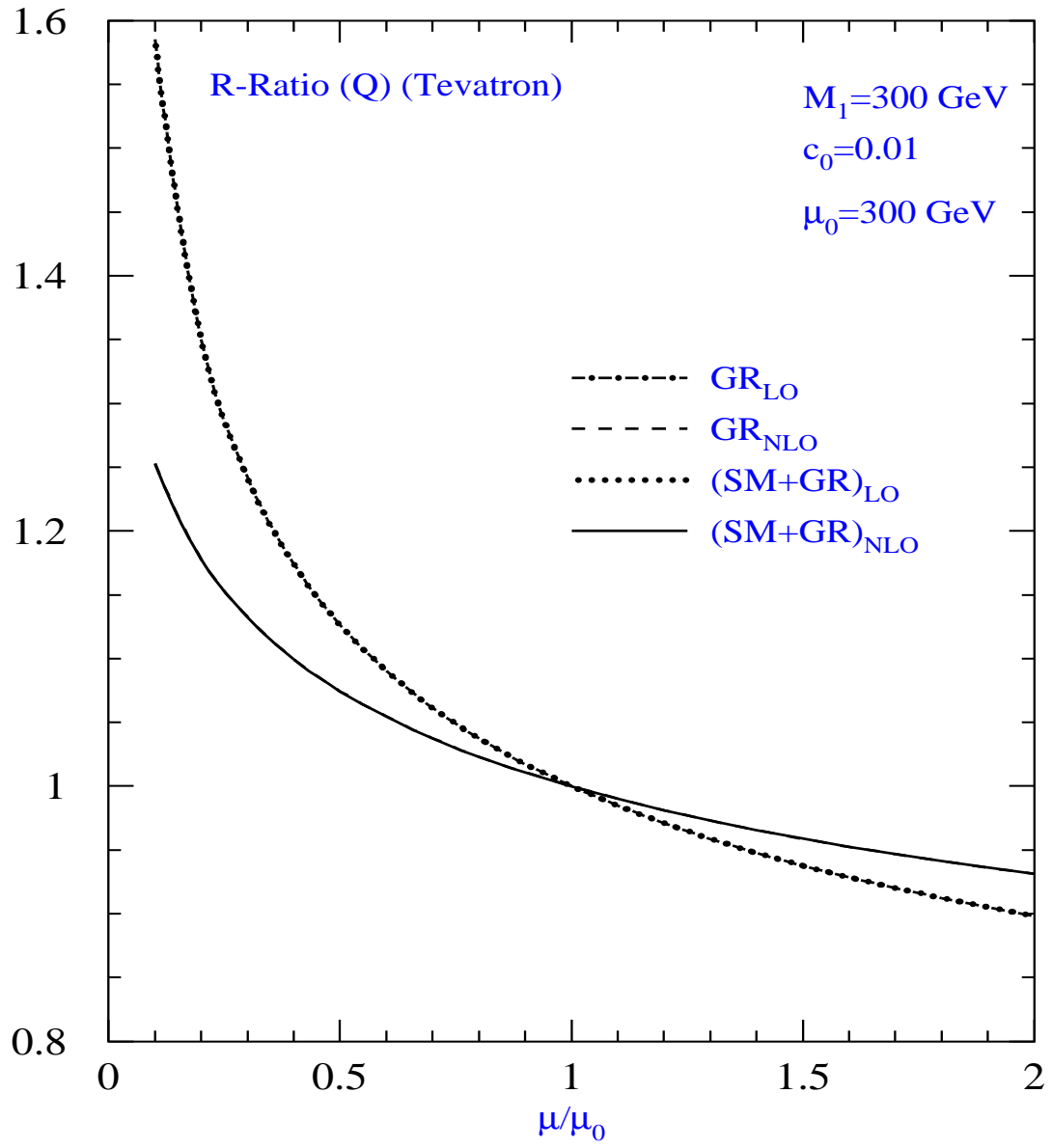


Fig. 3c

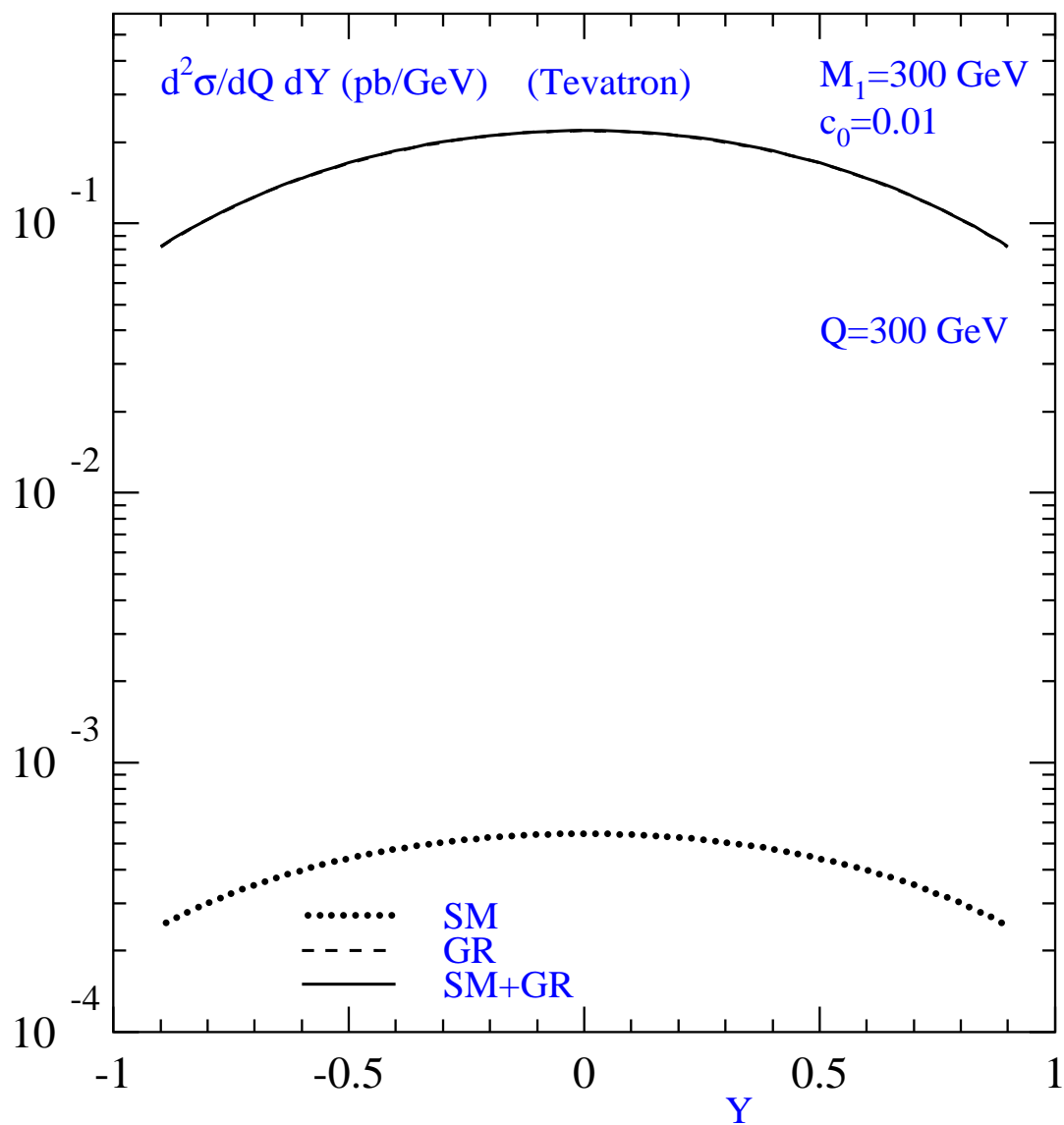


Fig. 4a

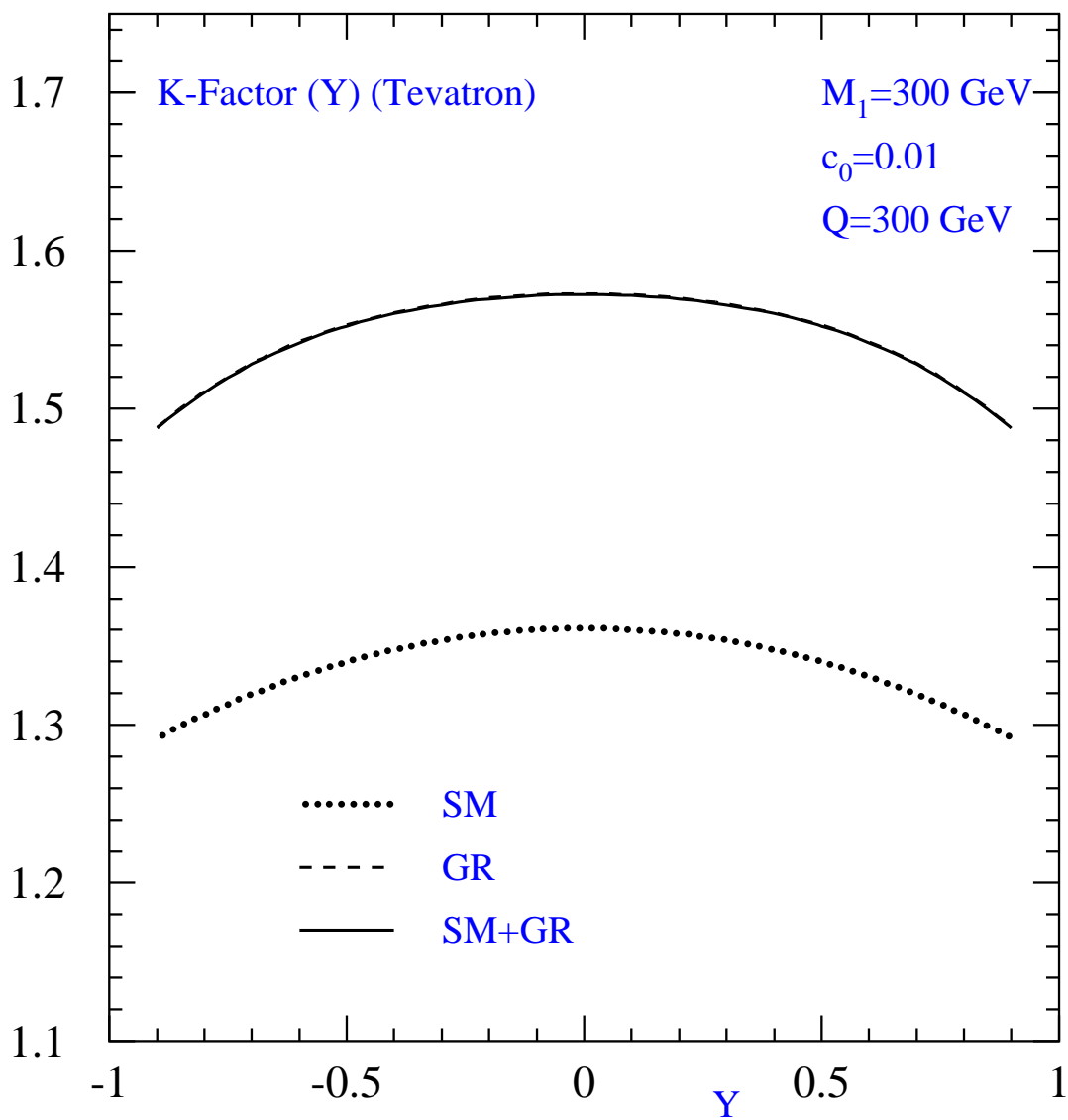


Fig. 4b

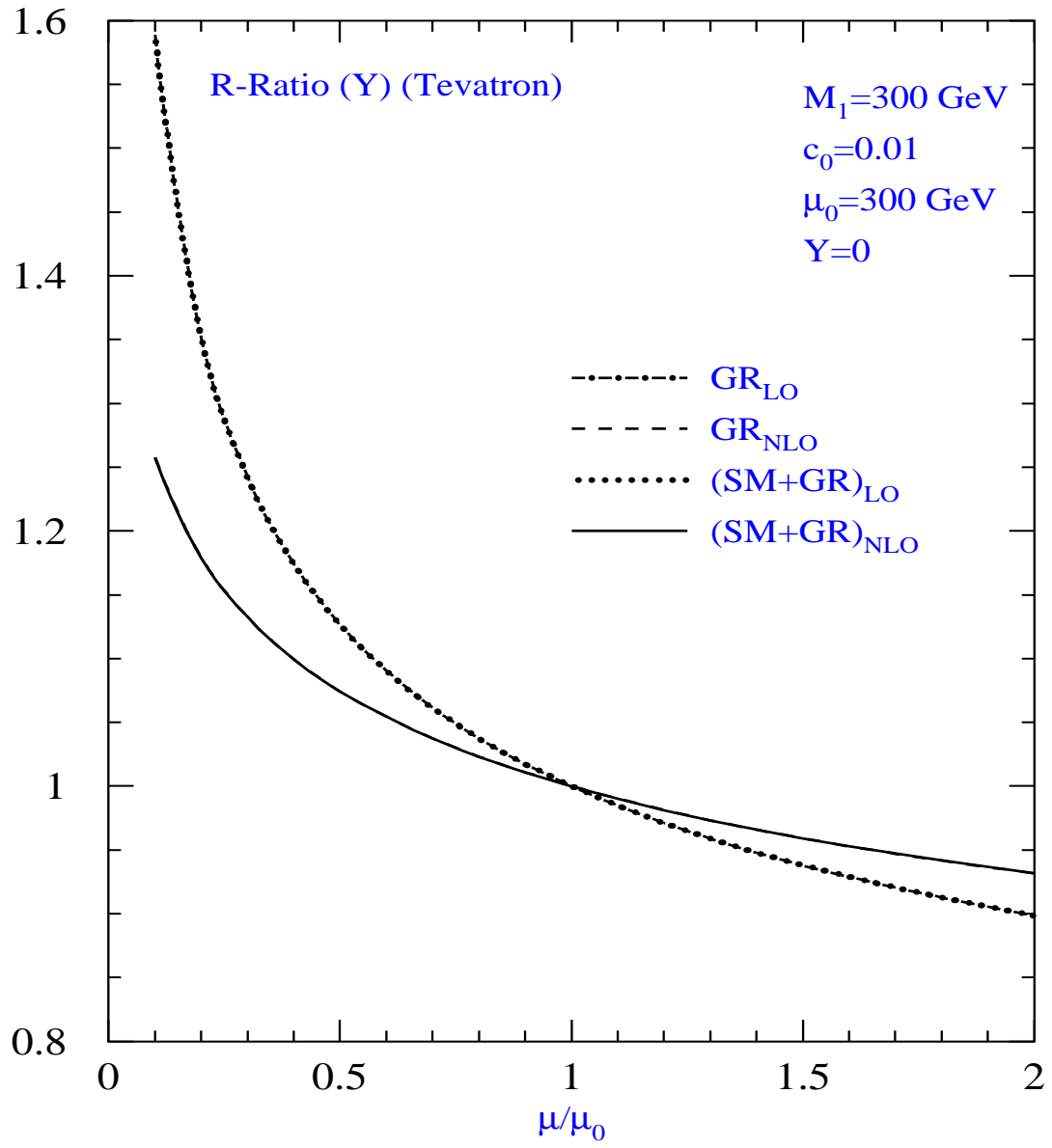


Fig. 4c