

A Precision Model Independent Determination of $|V_{ub}|$ from $B \rightarrow \pi \ell \nu$

M. Christian Arnesen,¹ Ben Grinstein,² Ira Z. Rothstein,³ and Iain W. Stewart¹

¹Center for Theoretical Physics, Massachusetts Institute of Technology, Cambridge, MA 02139

²Department of Physics, University of California, San Diego, La Jolla, CA, 92093

³Department of Physics, Carnegie Mellon University, Pittsburgh, PA 15213

A precision method for determining $|V_{ub}|$ using the full range in q^2 of $B \rightarrow \pi \ell \nu$ data is presented. At large q^2 the form factor is taken from unquenched lattice QCD, at $q^2 = 0$ we impose a model independent constraint obtained from $B \rightarrow \pi \pi$ using the soft-collinear effective theory, and the shape is constrained using QCD dispersion relations. We find $|V_{ub}| = (3.54 \pm 0.17 \pm 0.44) \times 10^{-3}$. With 5% experimental error and 12% theory error, this is competitive with inclusive methods. Theory error is dominated by the input points, with negligible uncertainty from the dispersion relations.

The remarkable success of the B-factories have lead to a new era for precision results in the CKM sector of the standard model. For $|V_{ub}|$ inclusive and exclusive measurements from semileptonic decays should yield a precise value, but must surmount the now dominant theoretical uncertainties. For inclusive decays measuring $|V_{ub}|$ is more difficult than $|V_{cb}|$ because cuts make observables either sensitive to a structure function which demands input from radiative decays, or require neutrino reconstruction. The heavy flavor averaging group (HFAG)'s average from inclusive decays based on operator product expansion techniques is $10^3|V_{ub}| = 4.7 \pm 0.4$ [1]. Exclusive techniques for $|V_{cb}|$ use heavy quark symmetry (HQS) to normalize the form factors. For $|V_{ub}|$ from $B \rightarrow \pi \ell \bar{\nu}$ symmetry techniques fall flat, and model independent form factor information relies on precision lattice QCD.

Recently, the Fermilab [2] and HPQCD [3] groups have presented unquenched lattice results for $B \rightarrow \pi$ form factors. Uncertainties in the discretization restrict the kinematics to pions that are not too energetic $E_\pi \lesssim 1$ GeV, which for the invariant mass of the lepton pair is $15 \text{ GeV}^2 \lesssim q^2 \leq 26.4 \text{ GeV}^2$. Unfortunately, since the phase space goes as $|\vec{p}_\pi|^3$, there are less events and more experimental uncertainty in this region. For $\bar{B}^0 \rightarrow \pi^+ \ell \bar{\nu}$

$$d\Gamma/dq^2 = N |V_{ub}|^2 |\vec{p}_\pi|^3 |f_+(q^2)|^2, \quad (1)$$

where $N = G_F^2/(24\pi^3)$. For example, Belle [4] found

$$10^3 |V_{ub}|_{q^2 \geq 16} = \begin{cases} 3.87 \pm 0.70 \pm 0.22_{-0.51}^{+0.85} & (\text{FNAL}) \\ 4.73 \pm 0.85 \pm 0.27_{-0.50}^{+0.74} & (\text{HPQCD}) \end{cases} \quad (2)$$

where the errors are statistical, systematic, and theoretical. In quadrature this is an uncertainty of $\sim 25\%$.

The latest Babar, CLEO, and Belle average is [5],

$$\text{Br}(\bar{B}^0 \rightarrow \pi^+ \ell \bar{\nu}) = (1.39 \pm 0.12) \times 10^{-4}, \quad (3)$$

which should yield $|V_{ub}|$ at the $\simeq 5\%$ level. So far extractions of $|V_{ub}|$ from the total Br rely on QCD sum rules [6] and quark models for input. For example, HFAG reports results on $\text{Br}(B \rightarrow \{\pi, \rho, \omega\} \ell \bar{\nu})$ that lead to central values

$10^3|V_{ub}| = 2.9$ to 3.9 [1]. Due to the uncertainty they do not currently average over exclusive extractions of $|V_{ub}|$.

In this letter we present a model independent exclusive method for determining the entire $B \rightarrow \pi$ form factor $f_+(q^2)$ and thus $|V_{ub}|$. A total uncertainty $\delta|V_{ub}| \simeq 13\%$ is achieved by combining 1) the unquenched lattice results [2, 3], 2) a constraint at $q^2 = 0$ derived from SCET [7] and $B \rightarrow \pi \pi$ data, which determines $|V_{ub}|f_+(0)$, and 3) dispersion relations and analyticity which allow us to interpolate over the entire region of q^2 by bounding the shape of $f_+(q^2)$ between input points [8, 9]. The SCET constraint induces an additional implicit functional dependence on $|V_{ub}|$ in the form factors. Our first analysis uses just the total Br, yielding an analytic formula for $|V_{ub}|$. The second includes q^2 -spectra with a χ^2 minimization which allows the experimental data to constrain the theoretical uncertainty. A different approach for including the q^2 -spectra was developed in [10] based on the Lellouch distribution method [11].

Analyticity Bounds. We briefly review how analyticity constrains the $B \rightarrow \pi$ form factors, f_+ and f_0 , referring to [8, 9, 12] for more detail. Our notation follows [12], and we set $t_\pm = (m_B \pm m_\pi)^2$. Suitable moments of a time ordered product of currents, $\Pi^{\mu\nu}(q^2) = i \int d^4x e^{iqx} \langle 0 | T J^\mu(x) J^\nu(0) | 0 \rangle$ can be computed with an OPE in QCD and are related by a dispersion relation to a positive definite sum over exclusive states

$$\text{Im } \Pi^{\mu\nu} = \int [\text{p.s.}] \delta(q - p_{B\pi}) \langle 0 | J^{\dagger\nu} | \bar{B}\pi \rangle \langle \bar{B}\pi | J^\mu | 0 \rangle + \dots \quad (4)$$

Keeping this first term bounds a weighted integral over $t_+ \leq t \leq \infty$ of the squared $B\pi$ production form factor. Using analyticity and crossing symmetry this constrains the shape in $t = q^2$ of the form factors for $B \rightarrow \pi$ in the physical region $0 \leq t \leq t_-$. The results are simple to express by writing each of $f_+(t)$, $f_0(t)$ as a series

$$f(t) = \frac{1}{P(t)\phi(t, t_0)} \sum_{k=0}^{\infty} a_k(t_0) z(t, t_0)^k, \quad (5)$$

with coefficients a_k that parameterize different allowed

functional forms. The variable

$$z(t, t_0) = \frac{\sqrt{t_+ - t} - \sqrt{t_+ - t_0}}{\sqrt{t_+ - t} + \sqrt{t_+ - t_0}}, \quad (6)$$

maps $t_+ < t < \infty$ onto $|z| = 1$ and $-\infty < t < t_+$ onto $z \in [-1, 1]$. t_0 is a free parameter that can be chosen to attain the tightest possible bounds, and it defines $z(t_0, t_0) = 0$. We take $t_0 = 0.65t_-$ giving $-0.34 \leq z \leq 0.22$ for the $B \rightarrow \pi$ range. In Eq. (5) the ‘‘Blaschke’’ factor $P(t)$ eliminates sub-threshold poles, so $P(t) = 1$ for f_0 , while $P(t) = z(t; m_{B^*}^2)$ for f_+ due to the B^* pole. Finally, the ‘‘outer’’ function is given by

$$\begin{aligned} \phi(t, t_0) &= \sqrt{\frac{n_I}{K\chi_J^{(0)}}} (\sqrt{t_+ - t} + \sqrt{t_+ - t_0}) \frac{(t_+ - t)^{(a+1)/4}}{(t_+ - t_0)^{1/4}} \\ &\times (\sqrt{t_+ - t} + \sqrt{t_+})^{-(b+3)} (\sqrt{t_+ - t} + \sqrt{t_+ - t_-})^{a/2}, \quad (7) \end{aligned}$$

where $n_I = 3/2$ and for f_+ : ($K = 48\pi, a = 3, b = 2$), while for f_0 : ($K = 16\pi/(t_+t_-), a = 1, b = 1$). Here $\chi_J^{(0)}$ corresponds to the lowest moment of $\Pi(q^2)$ computed with an OPE. At two loops in terms of the pole mass and condensates and taking $\mu = m_b$ [11, 13]

$$\begin{aligned} \chi_{f_+}^{(0)} &= \frac{3[1 + 1.140\alpha_s(m_b)]}{32\pi^2 m_b^2} - \frac{\overline{m}_b \langle \bar{u}u \rangle}{m_b^6} - \frac{\langle \alpha_s G^2 \rangle}{12\pi m_b^6}, \\ \chi_{f_0}^{(0)} &= \frac{[1 + 0.751\alpha_s(m_b)]}{8\pi^2} + \frac{\overline{m}_b \langle \bar{u}u \rangle}{m_b^4} + \frac{\langle \alpha_s G^2 \rangle}{12\pi m_b^4}, \quad (8) \end{aligned}$$

with $\overline{m}_b \langle \bar{u}u \rangle \simeq -0.076 \text{ GeV}^4$, $\langle \alpha_s G^2 \rangle \simeq 0.063 \text{ GeV}^4$. We use $m_b^{\text{pole}} = 4.88 \text{ GeV}$ as a central value. With Eq. (5) the dispersive bound gives a constraint on the coefficients

$$\sum_{k=0}^{n_A} a_k^2 \leq 1, \quad (9)$$

for any choice of n_A .

Eqs. (5) and (9) give only a weak constraint on the normalization of the form factor f_+ . In particular, data favors $a_0 \sim 0.02$, so $a_0^2 \ll 1$. The main power of analyticity is that if we fix $f_+(q^2)$ at n_A input points then it constrains the q^2 shape between these points. With $n_A = 5$ the error from the bounds is negligibly small relative to other uncertainties, as we see below (our analysis is also insensitive to the exact values of $\chi_J^{(0)}$ or m_b). The bounds can be strengthened using heavy quark symmetry or higher moments of $\Pi(q^2)$ [12], but since this uncertainty is very small we do not use these improvements.

Input Points. A constraint at $q^2 = 0$ is useful in pinning down the form factor in the small q^2 region. Here we implement a constraint at $q^2 = 0$ on $|V_{ub}|f_+(0)$ that follows from a $B \rightarrow \pi\pi$ factorization theorem derived with SCET [7]. The result holds in QCD and uses isospin symmetry and data to eliminate effects due to the relative magnitude and strong phase of penguin contributions.

Manipulating formulas in [7] we can write the result in terms of observables

$$\begin{aligned} |V_{ub}|f_+(0) &= \left[\frac{64\pi}{m_B^3 f_\pi^2} \frac{\overline{B}r(B^- \rightarrow \pi^0 \pi^-)}{\tau_{B^-} |V_{ud}|^2 G_F^2} \right]^{1/2} \\ &\times \left[\frac{(C_1 + C_2)t_c - C_2}{C_1^2 - C_2^2} \right] \left[1 + \mathcal{O}\left(\alpha_s(m_b), \frac{\Lambda_{\text{QCD}}}{m_b}\right) \right], \quad (10) \end{aligned}$$

where $C_1 = 1.08$ and $C_2 = -0.177$ are parameters in the electroweak Hamiltonian at $\mu = m_b$ (we drop the tiny $C_{3,4}$), and t_c is a hadronic parameter whose deviation from 1 measures the size of color suppressed amplitudes. In terms of the angles β, γ of the unitarity triangle and CP-asymmetries $S_{\pi^+\pi^-}$ and $C_{\pi^+\pi^-}$ in $B \rightarrow \pi^+\pi^-$,

$$t_c = \sqrt{\frac{\overline{R}_c (1 + B_{\pi^+\pi^-} \cos 2\beta + S_{\pi^+\pi^-} \sin 2\beta)}{2 \sin^2 \gamma}}, \quad (11)$$

with $\overline{R}_c = [\overline{B}r(B^0 \rightarrow \pi^+\pi^-)\tau_{B^-}]/[2\overline{B}r(B^- \rightarrow \pi^0\pi^-)\tau_{B^0}]$, and $B_{\pi^+\pi^-} = (1 - C_{\pi^+\pi^-}^2 - S_{\pi^+\pi^-}^2)^{1/2}$. Eqs. (10,11) improve on relations between $B \rightarrow \pi\pi$ and $B \rightarrow \pi\ell\bar{\nu}$ derived earlier, such as in Ref. [14], because they do not rely on expanding in $\alpha_s(\sqrt{m_b}\Lambda)$ or require the use of QCD sum rules for input parameters to calculate t_c .

Using the latest $B \rightarrow \pi\pi$ data [1], Eq. (10) gives

$$f_{\text{in}}^0 = |V_{ub}|f_+(0) = (7.2 \pm 1.8) \times 10^{-4}. \quad (12)$$

This estimate of 25% uncertainty accounts for the 10% experimental uncertainty, and $\sim 20\%$ theory uncertainty from perturbative and power corrections. The experimental uncertainty includes $\gamma = 70^\circ \pm 15^\circ$ which covers the range from global fits and that preferred by the SCET based $B \rightarrow \pi\pi$ method from Ref. [15]. As noted in [7] the dependence of $|V_{ub}|f_+(0)$ on γ is mild for larger γ 's. Estimates for perturbative and power corrections to Eq. (10) are each at the $\sim 10\%$ level even when ‘‘chirally enhanced’’ terms are included [14, 16].

Next we consider lattice QCD input points, f_{in}^k , which are crucial in fixing the form factor normalization. Technically, using staggered fermions might add model dependence from the $(\det M)^{1/4}$ trick. We take the remarkable agreement in [17] as an indication that this model dependence is small. Using the unquenched MILC configurations, Refs [2, 3] find consistent results with different heavy quark actions. As our default we use the Fermilab results since they have a point at larger q^2 :

$$\begin{aligned} f_{\text{in}}^1 &= f_+(15.87) = 0.799 \pm 0.058 \pm 0.088, \\ f_{\text{in}}^2 &= f_+(18.58) = 1.128 \pm 0.086 \pm 0.124, \\ f_{\text{in}}^3 &= f_+(24.09) = 3.262 \pm 0.324 \pm 0.359. \end{aligned} \quad (13)$$

The first errors in (13) are statistical, $\pm\sigma_i$, and the second are 11% systematic errors, $\pm y f_{\text{in}}^i$, with $y = 0.11$. For the lattice error matrix, we use $E_{ij} = \sigma_i^2 \delta_{ij} + y^2 f_{\text{in}}^i f_{\text{in}}^j$, which takes σ_i uncorrelated and includes 100% correlation in

the systematic error. Of the eleven reported lattice points we use only three at separated q^2 . This maximizes the shape information while minimizing additional correlations that may occur in neighboring points, for example from the chiral extrapolation.

Chiral perturbation theory (ChPT) gives model independent input for f_+ (and f_0) when $E_\pi \sim m_\pi$, namely

$$f_+(q^2(E_\pi)) = \frac{gf_B m_B}{2f_\pi(E_\pi + m_{B^*} - m_B)} \left[1 + \mathcal{O}\left(\frac{E_\pi}{\Delta}\right) \right], \quad (14)$$

where g is the $B^*B\pi$ coupling and f_B the decay constant. Possible pole contributions from the low lying $J^\pi = 0^+, 1^+, 2^+$ states vanish by parity and angular momentum conservation. The first corrections scale as E_π/Δ , where $\Delta \sim 600$ MeV is the mass splitting to the first radially excited 1^- state above the B^* . We take $g = 0.5$. This is compatible with D^* decays using heavy quark symmetry. Updating the ChPT fit in [18] by including both $\Gamma(D^{*+})$ and D^* Br-ratios, gives $g_{D^*D\pi} \simeq 0.51$ (at an order where there are no counterterm operators and no $1/m_c$ corrections absorbed in g). For the lattice average Hashimoto [19] gives $f_B = 189$ MeV. Thus,

$$f_{\text{in}}^4 = f_+(26.42) = 10.38 \pm 3.63, \quad (15)$$

where this fairly conservative 35% error is from uncertainty in gf_B , and from the $m_\pi/\Delta \sim 23\%$ corrections.

Determining f_+ . To determine $f_+(t)$ we drop $a_{k \geq 6}$ in Eq.(5), and take $a_5 \rightarrow a_5(1 - z^2)^{-1/2}$ which properly bounds the truncation error [20]. The f^{0-4} input points then fix a_{0-4} as functions of a_5 . Functions that bound $f_+(t)$ are determined from the maximum and minimum values of a_5 satisfying (9) with $n_A = 5$. Thus we solve

$$\begin{aligned} 18.3a_0 + 3.96a_1 + 0.857a_2 + 0.185a_3 + 0.0401a_4 \\ + 0.00887a_5 &= f^0/|V_{ub}|, \\ 37.8a_0 + 0.960a_1 + 0.0244a_2 + 0.000619a_3 + 1.57 \times 10^{-5}a_4 \\ + 4.00 \times 10^{-7}a_5 &= f^1, \dots, \\ 304.0a_0 - 103.6a_1 + 35.3a_2 - 12.0a_3 + 4.10a_4 - 1.49a_5 &= f^4, \\ a_0^2 + a_1^2 + a_2^2 + a_3^2 + a_4^2 + a_5^2 &= 1. \end{aligned} \quad (16)$$

In Eq.(5) this yields two solutions, F_\pm , with parameters

$$f_+(t) = F_\pm(t, \{f_0/|V_{ub}|, f_1, f_2, f_3, f_4\}). \quad (17)$$

To see how well these solutions bound the form factor we fix $|V_{ub}| = 3.6 \times 10^{-3}$, $f^i = f_{\text{in}}^i$ and plot the bounds as the two black solid lines in Fig. 1. The curves lie on top of each other. For comparison we show dashed lines for the bounds on f_+ and f_0 obtained using four lattice points (shown as dots). With these inputs the constraint $f_+(0) = f_0(0)$ is less effective than using the SCET point.

$|V_{ub}|$ from total Br-fraction. Equating Eq.(3) with the theoretical rate obtained using Eqs.(17) gives an analytic equation for $|V_{ub}|$. With $f^i = f_{\text{in}}^i$ the solution is

$$|V_{ub}| = (4.13 \pm 0.21 \pm 0.58) \times 10^{-3}. \quad (18)$$

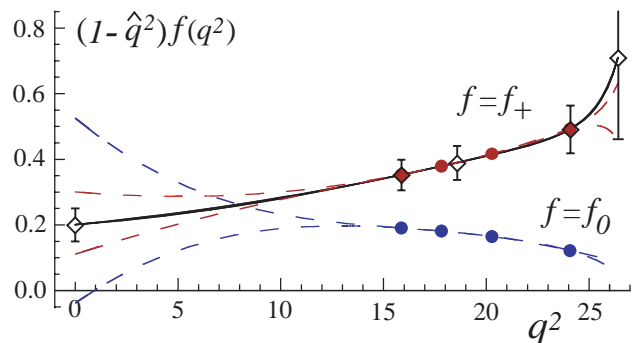


FIG. 1: Upper and lower bounds on the form factors from dispersion relations, where $\hat{q}^2 = q^2/m_{B^*}^2$ and the $(1-\hat{q}^2)$ factor removes the B^* pole. The overlapping solid black lines are bounds F_\pm derived with the SCET point, 3 lattice points, and the ChPT point (diamonds with error bars). The dashed lines are the bounds derived using instead four lattice points (shown by the dots). Input point errors are not included in these lines, and are analyzed in the text.

Type of Error	Variation From	$\delta V_{ub} ^{\text{Br}}$	$\delta V_{ub} ^{q^2}$
Input Points	1- σ correlated errors	$\pm 14\%$	$\pm 12\%$
Bounds	F_+ versus F_-	$\pm 0.6\%$	$\pm 0.04\%$
m_b^{pole}	4.88 ± 0.40	$\pm 0.1\%$	$\pm 0.2\%$
OPE order	2 loop \rightarrow 1 loop	-0.2%	$+0.3\%$

TABLE I: Summary of theoretical uncertainties on $|V_{ub}|$. Results are shown for an analysis from the total branching fraction, $\delta|V_{ub}|^{\text{Br}}$, and from using the $d\Gamma/dq^2$ spectrum, $\delta|V_{ub}|^{q^2}$. For the input point error we quote the average from F_\pm .

The first error is experimental, 5.2%, propagated from Eq.(3). The second error, 14%, is from theory and is broken down in Table I. It is dominated by the input points. The bound uncertainty from the choice of solution is $< 1\%$ (but would grow to $\pm 12\%$ without the SCET point). The error from m_b and the order in the OPE are very small because shifts in the normalization through $\chi_{f_+}^{(0)}$ are compensated by shifts in the a_n coefficients, except for the last term a_5 which gives a small contribution. To ensure consistency with the dispersion bounds the input point uncertainty is calculated using the Lellouch-method of generating random points from Gaussians [11], giving $10^3|V_{ub}| = (3.96 \pm 0.20 \pm 0.56)$. Our distributions were determined using Eqs. (12,13,15) and the correlation matrix E_{ij} . Taken individually the SCET and ChPT points give $\sim 5\%$ error, so the lattice uncertainty dominates.

$|V_{ub}|$ from q^2 spectra. Results for partial branching fractions, $(\text{Br}_i^{\text{exp}} \pm \delta\text{Br}_i)$, over different bins in q^2 are also available. Cleo [21] and Belle [4] present results for 3 bins with untagged and π^+ semileptonic tags respectively. Babar [5] recently presented total rates from hadronic & leptonic π^+ and π^0 tags as well as π^+ semileptonic tagged data in 3-bins and untagged data over 5-bins. By fitting to these 17 pieces of data with Minuit

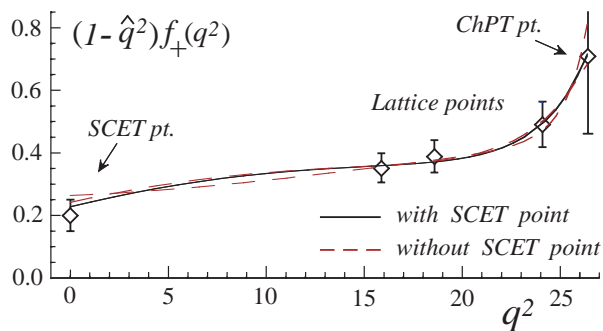


FIG. 2: Results from the χ^2 fit of $|V_{ub}|$ and f^{0-4} to the q^2 spectra ($\hat{q}^2 = q^2/m_{B^*}^2$). The two solid lines are obtained using either the F_+ or F_- solutions from Eq. (17). The two dashed lines repeat this analysis without using the SCET point.

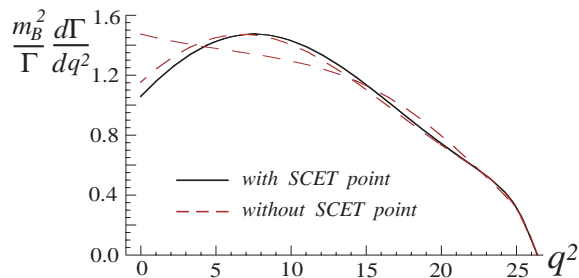


FIG. 3: The curves are as in Fig.2, but for the decay rate.

we exploit the q^2 shape information. To do this we define

$$\chi^2 = \sum_{i=1}^{17} \frac{[\text{Br}_i^{\text{exp}} - \text{Br}_i(V_{ub}, F_{\pm})]^2}{(\delta \text{Br}_i)^2} + \frac{[f_{\text{in}}^0 - f^0]^2}{(\delta f^0)^2} \quad (19)$$

$$+ \frac{[f_{\text{in}}^4 - f^4]^2}{(\delta f^4)^2} + \sum_{i,j=1}^3 [f_{\text{in}}^i - f^i][f_{\text{in}}^j - f^j](E^{-1})_{ij},$$

and minimize χ^2 as a function of $|V_{ub}|$ and f^{0-4} . χ^2 contains both experimental and theoretical errors, with E^{-1} the inverse error matrix. By allowing f^{0-4} in F_{\pm} to move away from f_{in}^{0-4} the theoretical rate is allowed to adjust itself based on the experimental q^2 shape.

Minimizing (19) gives $\chi^2/(\text{dof}) = 1.04$ and

$$|V_{ub}| = (3.54 \pm 0.47) \times 10^{-3}. \quad (20)$$

Results for $f_+(q^2)$ and $d\Gamma/dq^2$ are shown by the black solid curves in Figs. 2 and 3. Eq.(20) has a total error of 13%. If we fix $f^{0-4} = f_{\text{in}}^{0-4}$ then the experimental error is 4.9%, ie. $\delta|V_{ub}| = \pm 0.17$. The remainder, $\delta|V_{ub}| = \pm 0.44$ is from the input points, so the q^2 spectra brought this theory error down to 12%. Other uncertainties are small as shown in Table I. The experimental spectra favor a larger form factor between the lattice and SCET points. This decreases the value of $|V_{ub}|$ from that in (18). Using Eqs. (12,15) this fit yields

$$f_+(0) = 0.227 \pm 0.047, \quad g f_B = 96 \pm 29 \text{ MeV}, \quad (21)$$

consistent with our inputs. This $f_+(0)$ has 21% error.

If we entirely remove the SCET point f^0 from Eq.(19) then we obtain a fit that uses only semileptonic data, shown by the dashed red lines in Figs. 2 and 3. The spectrum is now determined less precisely at small q^2 , since this data only bounds the area in the smallest q^2 -bin. The result is $|V_{ub}| = (3.56 \pm 0.48) \times 10^{-3}$. It has the same input point error as Eq.(20) and a somewhat larger bound error, $\delta|V_{ub}| = 1.8\%$. Turning the use of Eq.(12) around, we can combine it with $f_+(0)$ to get an independent method of fixing $|V_{ub}|$ from the nonleptonic data. The semileptonic fit gives $f_+(0) = 0.25 \pm 0.06$, so Eq.(12) yields $|V_{ub}|^{\text{nonlep}} = (2.9 \pm 1.0) \times 10^{-3}$.

Our final result for $|V_{ub}|$ is given in (20). The final theory error is dominated by the lattice points, and is very close to their error. It will decrease with this error in the future. See also [22]. To go beyond the analysis here it will be interesting to study the additional error correlation implied by the dispersion relations when lattice input points are included that are closer together.

We thank J.Branson, J.Flynn, L.Gibbons, A.Kronfeld, M.Okamoto, D.Pirjol, and J.Shigemitsu for helpful conversations. This work was supported by the U.S. Department of Energy under DOE-FG03-97ER40546 (B.G.), DOE-ER-40682-143 and DEAC02-6CH03000 (I.R.), the cooperative research agreement DF-FC02-94ER40818 and Office of Nuclear Science (C.A. and I.S.), and a DOE OJI award and Sloan Fellowship (I.S.). I.S. thanks the Institute of Nuclear Theory for their hospitality during the completion of this work.

-
- [1] HFAG, <http://www.slac.stanford.edu/xorg/hfag/>
 - [2] M. Okamoto *et al.*, [Fermilab], Nucl. Phys. Proc. Suppl. **140**, 461 (2005) [arXiv:hep-lat/0409116].
 - [3] J. Shigemitsu *et al.*, [HPQCD], arXiv:hep-lat/0408019.
 - [4] K. Abe *et al.* [Belle], arXiv:hep-ex/0408145.
 - [5] J. Dingfelder, [Babar], talk at CKM 2005.
 - [6] P. Ball and R. Zwicky, Phys. Rev. D **71**, 014015 (2005); A. Khodjamirian *et al.*, Phys. Rev. D **62**, 114002 (2000).
 - [7] C. W. Bauer, D. Pirjol, I. Z. Rothstein and I. W. Stewart, Phys. Rev. D **70**, 054015 (2004) [arXiv:hep-ph/0401188].
 - [8] C. Bourrely *et al.*, Nucl. Phys. B **189**, 157 (1981).
 - [9] C. G. Boyd, B. Grinstein and R. F. Lebed, Phys. Rev. Lett. **74**, 4603 (1995); Nucl. Phys. B **461**, 493 (1996).
 - [10] M. Fukunaga and T. Onogi, Phys. Rev. D **71**, 034506 (2005).
 - [11] L. Lellouch, Nucl. Phys. B **479**, 353 (1996).
 - [12] C.G. Boyd and M.J. Savage, Phys. Rev. D **56**, 303 (1997).
 - [13] S.C. Generalis, J. Phys. G **16**, 367 (1990); *ibid*, 785.
 - [14] M. Beneke *et al.*, Nucl.Phys.B **591**, 313 (2000);
 - [15] C.W. Bauer *et al.*, arXiv:hep-ph/0412120.
 - [16] C. W. Bauer *et al.*, arXiv:hep-ph/0502094.
 - [17] C. Davies *et al.*, Phys. Rev. Lett. **92**, 022001 (2004).
 - [18] I. W. Stewart, Nucl. Phys. B **529**, 62 (1998).
 - [19] S. Hashimoto, arXiv:hep-ph/0411126.
 - [20] C.G.Boyd and R.F.Lebed, Nucl.Phys.B **485**, 275 (1997).
 - [21] S. B. Athar *et al.* [Cleo], Phys. Rev. D **68**, 072003 (2003).
 - [22] J.Flynn and J.Nieves, in preparation. We thank J.Flynn for discussing his analysis with us prior to publication.