

Another possible way to determine the Neutrino Mass Hierarchy

Hiroshi Nunokawa^{1,*}, Stephen Parke^{2,†} and Renata Zukanovich Funchal^{3‡}

¹*Departamento de Física, Pontifícia Universidade Católica do Rio de Janeiro,
C. P. 38071, 22452-970, Rio de Janeiro, Brazil*

²*Theoretical Physics Department, Fermi National Accelerator Laboratory,
P.O. Box 500, Batavia, IL 60510, USA*

³*Instituto de Física, Universidade de São Paulo,
C. P. 66.318, 05315-970 São Paulo, Brazil*

(Dated: March 29, 2005)

Abstract

We show that by combining high precision measurements of the atmospheric δm^2 in both the electron and muon neutrino (or anti-neutrino) disappearance channels one can determine the neutrino mass hierarchy. The required precision is a very challenging fraction of one per cent for both measurements. At even higher precision, sensitivity to the cosine of the CP violating phase is also possible. This method for determining the mass hierarchy of the neutrino sector does not depend on matter effects.

PACS numbers: 14.60.Pq,25.30.Pt,28.41.-i

*Electronic address: nunokawa@fis.puc-rio.br

†Electronic address: parke@fnal.gov

‡Electronic address: zukanov@if.usp.br

Neutrino flavor transitions have been observed in atmospheric, solar, reactor and accelerator neutrino experiments. Transitions for at least two different E/L's (neutrino energy divided by baseline) are seen. To explain these transitions, extensions to the Standard Model of particle physics are required. The simplest and most widely accepted extension is to allow the neutrinos to have masses and mixings, similar to the quark sector, then these flavor transitions can be explained by neutrino oscillations.

This picture of neutrino masses and mixings has recently come into sharper focus with the latest salt data presented by the SNO collaboration[1]. When combined with the latest KamLAND experiment[2] and other solar neutrino experiments[4, 5] the range of allowed values for the solar mass squared difference, δm_{21}^2 , and the mixing angle, θ_{12} , are ¹

$$\begin{aligned} +7.3 \times 10^{-5} \text{eV}^2 < \delta m_{21}^2 < +9.0 \times 10^{-5} \text{eV}^2 \\ 0.25 < \sin^2 \theta_{12} < 0.37 \end{aligned} \quad (1)$$

at the 90 % confidence level. Maximal mixing, $\sin^2 \theta_{12} = 0.5$, has been ruled out at greater than 5 σ . The solar neutrino data is consistent with $\nu_e \rightarrow \nu_\mu$ and/or ν_τ .

The atmospheric neutrino data from SuperKamiokande has changed only slightly in the last few years[6] and the latest results from the K2K long baseline experiment[7] are consistent with SK. The range of allowed values for the atmospheric mass squared difference, δm_{32}^2 and the mixing angle, θ_{23} , are

$$\begin{aligned} 1.5 \times 10^{-3} \text{eV}^2 < |\delta m_{32}^2| < 3.4 \times 10^{-3} \text{eV}^2 \\ 0.36 < \sin^2 \theta_{23} \leq 0.64 \end{aligned} \quad (2)$$

at the 90 % confidence level. The atmospheric data is consistent with $\nu_\mu \rightarrow \nu_\tau$ oscillations and the sign of δm_{32}^2 is unknown. This sign is positive (negative) if the doublet of neutrino mass eigenstates, 1 and 2, which are responsible for the solar neutrino oscillations have a smaller (larger) mass than the 3rd mass eigenstate. This is the mass hierarchy question.

The best constraint on the involvement of the ν_e at the atmospheric δm^2 comes from the Chooz reactor experiment [8] and this puts a limit on the mixing angle associated with these oscillations, θ_{13} , reported as

$$0 \leq \sin^2 \theta_{13} < 0.04 \quad (3)$$

¹ We use the notation of ref.[3] throughout.

at the 90 % confidence level at $\delta m_{31}^2 = 2.5 \times 10^{-3} \text{eV}^2$. This constraint depends on the precise value of δm_{31}^2 with a stronger (weaker) constraint at higher (lower) allowed values of δm_{31}^2 .

So far the inclusion of genuine three flavor effects has not been important because these effects are controlled by the two small parameters

$$\frac{\delta m_{21}^2}{\delta m_{32}^2} \approx 0.03 \quad \text{and/or} \quad \sin^2 \theta_{13} \leq 0.04. \quad (4)$$

However as the accuracy of the neutrino data improves it will become inevitable to take into account genuine three flavor effects including CP and T violation.

One of the goals of the next generation neutrino experiments is to establish the atmospheric mass hierarchy. Many authors have studied how to exploit matter effects in future conventional long baseline experiments [9], in supernova explosions [10] or in experiments using non conventional neutrino beams produced in a muon collider facility [11] to unravel the mass hierarchy. Here we discuss how to make this determination using precision disappearance experiments.

Genuine three generation effects make the effective atmospheric neutrino δm^2 measured by disappearance experiences, in principle, flavor dependent even in vacuum and thus sensitive to the mass hierarchy and even to the CP phase. This observation suggests an alternative way to access the mass hierarchy by comparing precisely measured values for the atmospheric δm^2 in $\bar{\nu}_e \rightarrow \bar{\nu}_e$ (reactor) and $\nu_\mu \rightarrow \nu_\mu$ (accelerator) modes. To illuminate this rather interesting but experimentally challenging possibility is the purpose of this paper. A variant of this idea, using the solar δm^2 scale, can be found in ref.[12].

Assuming three active neutrinos only, the survival probability for the α -flavor neutrino, in vacuum, is given by

$$\begin{aligned} P(\nu_\alpha \rightarrow \nu_\alpha) = P(\bar{\nu}_\alpha \rightarrow \bar{\nu}_\alpha) = 1 & - 4|U_{\alpha 3}|^2|U_{\alpha 1}|^2 \sin^2 \Delta_{31} \\ & - 4|U_{\alpha 3}|^2|U_{\alpha 2}|^2 \sin^2 \Delta_{32} \\ & - 4|U_{\alpha 2}|^2|U_{\alpha 1}|^2 \sin^2 \Delta_{21}, \end{aligned} \quad (5)$$

where $\Delta_{ij} = \delta m_{ij}^2 L/4E$, $\delta m_{ij}^2 = m_i^2 - m_j^2$ and $U_{\alpha i}$ are elements of the MNS mixing matrix, [13]. The three Δ_{ij} are not independent since the δm_{ij}^2 's satisfy the constraint, $\delta m_{31}^2 = \delta m_{32}^2 + \delta m_{21}^2$.

If we define an effective atmospheric mass squared difference, δm_η^2 , which depends linearly

on the parameter η , as follows

$$\begin{aligned} \delta m_\eta^2 &\equiv \delta m_{31}^2 - \eta \delta m_{21}^2 = \delta m_{32}^2 + (1 - \eta) \delta m_{21}^2 \\ \text{so that } \Delta_\eta &= \Delta_{31} - \eta \Delta_{21} = \Delta_{32} + (1 - \eta) \Delta_{21} = \frac{\delta m_\eta^2 L}{4E}, \end{aligned} \quad (6)$$

then we can rewrite Eqn.[5] using the independent variables, Δ_η and Δ_{21} , as

$$\begin{aligned} 1 - P(\nu_\alpha \rightarrow \nu_\alpha) &= 4|U_{\alpha 3}|^2(1 - |U_{\alpha 3}|^2) \left[\sin^2 \Delta_\eta \right. \\ &\quad \left. + \{r_1 \sin^2(\eta \Delta_{21}) + r_2 \sin^2((1 - \eta) \Delta_{21})\} \cos 2\Delta_\eta \right. \\ &\quad \left. + \frac{1}{2} \{r_1 \sin(2\eta \Delta_{21}) - r_2 \sin(2(1 - \eta) \Delta_{21})\} \sin 2\Delta_\eta \right] \\ &\quad + 4|U_{\alpha 2}|^2 |U_{\alpha 1}|^2 \sin^2 \Delta_{21}, \end{aligned} \quad (7)$$

where

$$r_1 = \frac{|U_{\alpha 1}|^2}{|U_{\alpha 1}|^2 + |U_{\alpha 2}|^2} \quad \text{and} \quad r_2 = \frac{|U_{\alpha 2}|^2}{|U_{\alpha 1}|^2 + |U_{\alpha 2}|^2} = 1 - r_1. \quad (8)$$

Notice that the coefficient in front of $\sin 2\Delta_\eta$ is the derivative of the coefficient in front of $\cos 2\Delta_\eta$, with respect to $\eta \Delta_{21}$, up to a constant factor. Therefore by choosing η so as to set the coefficient in front of $\sin 2\Delta_\eta$ to zero one also minimizes the coefficient in front of $\cos 2\Delta_\eta$. That is, if η satisfies

$$\eta = \frac{1}{2\Delta_{21}} \arctan \left\{ \frac{r_2 \sin 2\Delta_{21}}{r_1 + r_2 \cos 2\Delta_{21}} \right\} \approx r_2, \quad (9)$$

one minimizes the effects of both $\sin 2\Delta_\eta$ and $\cos 2\Delta_\eta$ terms and this δm_η^2 with $\eta \approx r_2$ is truly the effective atmospheric δm^2 , $\delta m_{\text{eff}}^2|_\alpha$, measured in ν_α disappearance experiments. The approximation $\eta = r_2$ is excellent provided that $\Delta_{21} \ll 1$.

Using this approximate solution for η , the effective atmospheric δm^2 for the α -flavor is²

$$\delta m_{\text{eff}}^2|_\alpha \equiv \frac{|U_{\alpha 1}|^2 \delta m_{31}^2 + |U_{\alpha 2}|^2 \delta m_{32}^2}{|U_{\alpha 1}|^2 + |U_{\alpha 2}|^2} = r_1 \delta m_{31}^2 + r_2 \delta m_{32}^2, \quad (11)$$

² An alternative way to derive this is to notice that the first extremum, of the terms in Eqn.[5] proportional to $|U_{\alpha 3}|^2$, occurs when

$$\frac{|U_{\alpha 1}|^2 \Delta_{31} + |U_{\alpha 2}|^2 \Delta_{32}}{|U_{\alpha 1}|^2 + |U_{\alpha 2}|^2} = \frac{\pi}{2}, \quad (10)$$

to first non-trivial order in Δ_{21} .

then the full neutrino survival probability in vacuum, Eqn[5], can be rewritten as

$$\begin{aligned}
1 - P(\nu_\alpha \rightarrow \nu_\alpha) = & 4|U_{\alpha 3}|^2(1 - |U_{\alpha 3}|^2) \left[\sin^2 \Delta_{\text{eff}} \right. \\
& + \{r_1 \sin^2(r_2 \Delta_{21}) + r_2 \sin^2(r_1 \Delta_{21})\} \cos 2\Delta_{\text{eff}} \\
& \left. - \frac{1}{2} \{r_2 \sin(2r_1 \Delta_{21}) - r_1 \sin(2r_2 \Delta_{21})\} \sin 2\Delta_{\text{eff}} \right] \\
& + 4|U_{\alpha 2}|^2 |U_{\alpha 1}|^2 \sin^2 \Delta_{21}.
\end{aligned} \tag{12}$$

If the coefficients in front of the $\cos 2\Delta_{\text{eff}}$ and $\sin 2\Delta_{\text{eff}}$ terms are expanded in powers of Δ_{21} , one finds

$$\begin{aligned}
\{r_1 \sin^2(r_2 \Delta_{21}) + r_2 \sin^2(r_1 \Delta_{21})\} &= r_1 r_2 \Delta_{21}^2 + \mathcal{O}(\Delta_{21}^4) \\
\frac{1}{2} \{r_2 \sin(2r_1 \Delta_{21}) - r_1 \sin(2r_2 \Delta_{21})\} &= \frac{2}{3} r_1 r_2 (r_2 - r_1) \Delta_{21}^3 + \mathcal{O}(\Delta_{21}^5),
\end{aligned} \tag{13}$$

and one can see clearly that all terms linear in Δ_{21} have been absorbed into the Δ_{eff} terms. This confirms that δm_{eff}^2 , Eqn[11], is the effective atmospheric δm^2 to first non-trivial order in δm_{21}^2 . Note also that the first term odd in Δ_{eff} occurs with a coefficient proportional to Δ_{21}^3 which, at the first extremum, is a suppression factor of order 10^{-4} .

To understand the physical meaning of the effective atmospheric δm^2 it is useful to write it as follows

$$\begin{aligned}
\delta m_{\text{eff}}^2|_\alpha &= m_3^2 - \langle m_\alpha^2 \rangle_{12}, \\
\text{where } \langle m_\alpha^2 \rangle_{12} &\equiv \frac{|U_{\alpha 2}|^2 m_2^2 + |U_{\alpha 1}|^2 m_1^2}{|U_{\alpha 1}|^2 + |U_{\alpha 2}|^2}.
\end{aligned} \tag{14}$$

Now $\langle m_\alpha^2 \rangle_{12}$ has a clear interpretation, it is the α -flavor weighted average mass square of neutrino states 1 and 2. Thus the effective atmospheric δm^2 is the difference in the mass squared of the state 3 and this flavor average mass square of states 1 and 2 and is clearly flavor dependent.

The three flavor average mass squares are³

$$\begin{aligned}
\langle m_e^2 \rangle_{12} &= \frac{1}{2} [m_2^2 + m_1^2 - \cos 2\theta_{12} \delta m_{21}^2] \\
\langle m_\mu^2 \rangle_{12} &= \frac{1}{2} [m_2^2 + m_1^2 + (\cos 2\theta_{12} - 2 \cos \delta \sin \theta_{13} \sin 2\theta_{12} \tan \theta_{23}) \delta m_{21}^2] \\
\langle m_\tau^2 \rangle_{12} &= \frac{1}{2} [m_2^2 + m_1^2 + (\cos 2\theta_{12} + 2 \cos \delta \sin \theta_{13} \sin 2\theta_{12} \cot \theta_{23}) \delta m_{21}^2],
\end{aligned} \tag{15}$$

³ Dropping terms of order $\sin^2 \theta_{13} \delta m_{21}^2$.

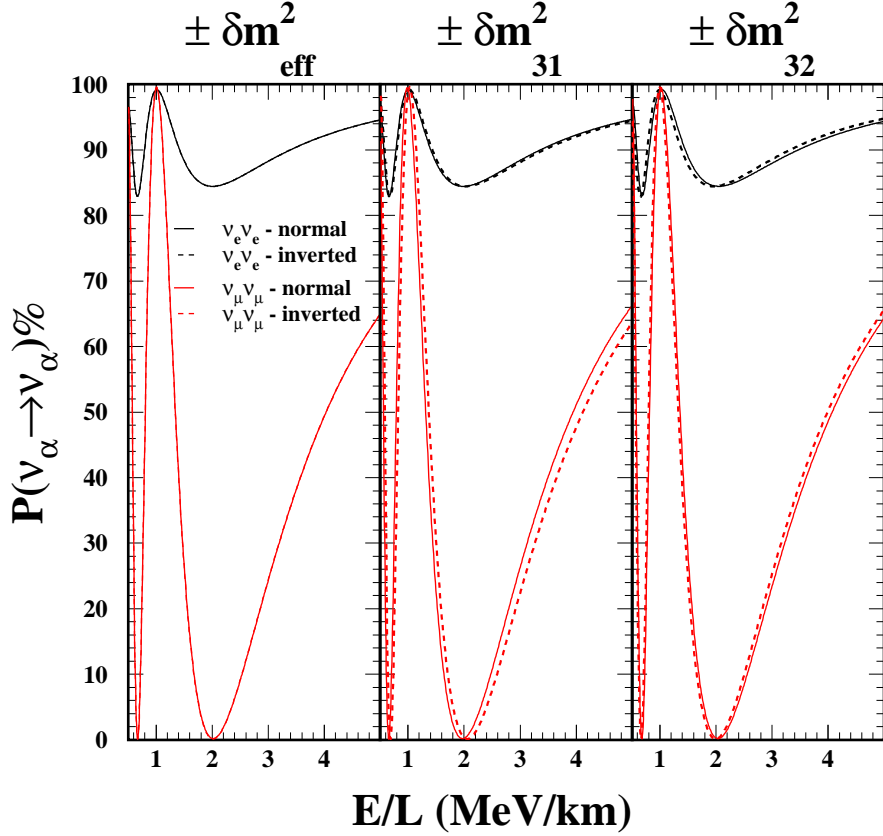


FIG. 1: The vacuum survival probability, $P(\nu_\alpha \rightarrow \nu_\alpha)$, as a function of E/L for the two mass hierarchies using three different choices of the atmospheric δm^2 whose flips sign, with constant magnitude, changes the hierarchy: $\delta m_{\text{eff}}^2|_\alpha$ (left panel), δm_{31}^2 (middle panel) and δm_{32}^2 (right panel). The survival probability for the two different hierarchies coincide to high precision when the effective δm^2 's, Eqn[16, 17], are used (left panel) whereas they differ appreciably with the other two definitions. For this figure we have used $\sin^2 \theta_{23} = 0.5$ (maximal mixing), $\sin^2 \theta_{13} = 0.04$ (Chooz bound), $\sin^2 \theta_{12} = 0.31$, $\delta m_{21}^2 = +8.0 \times 10^{-5} \text{ eV}^2$ and the atmospheric δm^2 to be $2.5 \times 10^{-3} \text{ eV}^2$.

where the τ -flavor flavor average is given for completeness only.

It is now obvious that ν_e and ν_μ disappearance experiments measure *different* δm_{eff}^2 's. In fact the three δm_{eff}^2 are⁴

$$\delta m_{\text{eff}}^2|_e = \cos^2 \theta_{12} \delta m_{31}^2 + \sin^2 \theta_{12} \delta m_{32}^2 \quad (16)$$

$$\delta m_{\text{eff}}^2|_\mu = \sin^2 \theta_{12} \delta m_{31}^2 + \cos^2 \theta_{12} \delta m_{32}^2 + \cos \delta \sin \theta_{13} \sin 2\theta_{12} \tan \theta_{23} \delta m_{21}^2 \quad (17)$$

$$\delta m_{\text{eff}}^2|_\tau = \sin^2 \theta_{12} \delta m_{31}^2 + \cos^2 \theta_{12} \delta m_{32}^2 - \cos \delta \sin \theta_{13} \sin 2\theta_{12} \cot \theta_{23} \delta m_{21}^2. \quad (18)$$

⁴ The effective atmospheric mass squared difference for the muon channel has been discussed in ref. [14].

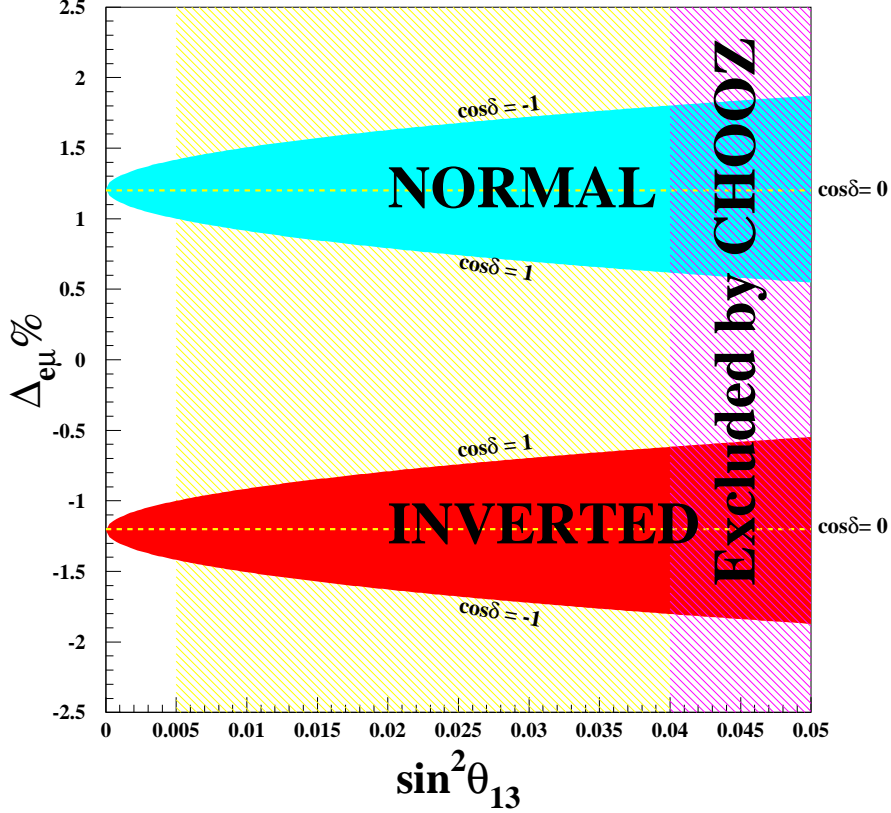


FIG. 2: The fractional difference of the electron and muon neutrino effective atmospheric δm^2 , $\Delta_{e\mu} \equiv (|\delta m_{\text{eff}}^2|_e - |\delta m_{\text{eff}}^2|_\mu)/|\delta m_{\text{eff}}^2|$, as a function of $\sin^2 \theta_{13}$ for the normal and inverted hierarchies showing the dependence on $\cos \delta$. The vertical scale varies linearly with the not so well known ratio of $\delta m_{21}^2/\delta m_{32}^2$; here we have used $\delta m_{21}^2 = 8.0 \times 10^{-5} \text{ eV}^2$ and $\delta m_{32}^2 = 2.5 \times 10^{-3} \text{ eV}^2$. In a reactor $\bar{\nu}_e$ disappearance experiment, precision measurement of the effective atmospheric $\delta m_{\text{eff}}^2|_e$ is probably very difficult unless $\sin^2 \theta_{13} > 0.005$.

In Fig. 1 we show the survival probability in the $\bar{\nu}_e$ and ν_μ disappearance channels using three different choices of the atmospheric δm^2 whose sign flip, with constant magnitude, changes the hierarchy from normal to inverted. When we use $\delta m_{\text{eff}}^2|_\alpha$ for the α flavor, the change in the survival probability is very small when we flip the hierarchy i.e. the magnitude of this δm_{eff}^2 is insensitive to which hierarchy nature has chosen. Although δm_{31}^2 (δm_{32}^2) works better for $\bar{\nu}_e$ (ν_μ) disappearance experiments neither choice is as good as δm_{eff}^2 . Thus, in summary, $\delta m_{\text{eff}}^2|_e$, Eqn[16], is the atmospheric δm^2 measured by $\bar{\nu}_e$ disappearance experiments and $\delta m_{\text{eff}}^2|_\mu$, Eqn[17], is the atmospheric δm^2 measured by ν_μ disappearance experiments upto corrections of $\mathcal{O}(\delta m_{21}^2/\delta m_{32}^2)^2$.

Whether the absolute value of $\delta m_{\text{eff}}^2|_e$ is larger or smaller than the absolute value of $\delta m_{\text{eff}}^2|_\mu$

depends on whether $|\delta m_{31}^2|$ is larger or smaller than $|\delta m_{32}^2|$. The relative magnitude of these two δm^2 is determined by whether the mass squared of the 3-state is larger or smaller than the mass squared of the 1- and 2-states, i.e. by the neutrino mass hierarchy. It is easy to show that the difference in the absolute value of the e-flavor and μ -flavor δm_{eff}^2 's is given by

$$|\delta m_{\text{eff}}^2|_e - |\delta m_{\text{eff}}^2|_\mu = \pm \delta m_{21}^2 (\cos 2\theta_{12} - \cos \delta \sin \theta_{13} \sin 2\theta_{12} \tan \theta_{23}), \quad (19)$$

where the + sign (− sign) is for the normal (inverted) hierarchy. Thus by precision measurements of both of these δm_{eff}^2 one can determine the hierarchy and possibly even $\cos \delta$ at very high precision. This identity, Eqn.[19], is the principal observation of this paper.

In Fig. 2, we show the fractional difference in the effective atmospheric δm^2 for the normal and inverted hierarchy, as a function of $\sin^2 \theta_{13}$. For the normal hierarchy, independently of δ , this normalized ratio is always positive, while for the inverted hierarchy, it is always negative. While the size of difference between the two hierarchies is smallest for $\cos \delta = 1$, for this value of δ , the difference between the two hierarchies increases as $\sin^2 \theta_{13}$ goes to zero, as can be seen from Eqn[19].

What kind of precision is required? Given that

$$\frac{\delta m_{21}^2}{\delta m_{32}^2} \approx \frac{1}{30} \quad \text{and} \quad \cos 2\theta_{12} \approx 0.38, \quad (20)$$

the difference in the magnitude of the two effective atmospheric δm^2 is 1 to 2%. Currently, the uncertainty on the size of this difference is dominated by the experimental uncertainty on the ratio of the solar to atmospheric δm^2 's. To determine the hierarchy we need to determine whether $|\delta m_{\text{eff}}^2|_e$ is larger, normal hierarchy, or smaller, inverted hierarchy, than $|\delta m_{\text{eff}}^2|_\mu$. Thus determining the hierarchy with a confidence level near 90% one needs to measure *both* δm_{eff}^2 to better than one per cent precision. These are very challenging levels of precision for atmospheric δm^2 measurements both within a given experiment and between two different experiments. In Fig.3 we have calculated the required precision as function of the C.L., measured in sigmas, assuming that the two experiments have the same % precision. From this figure we see that for a 90% C.L. determination of the hierarchy one would require $\sim 0.5\%$ precision on *both* δm_{eff}^2 measurements. Achieving such precision will require significant innovation.

So far our discussion has only been in vacuum. What about matter effects? How much do they shift the first extrema? For the ν_e disappearance channel the shift in the extrema

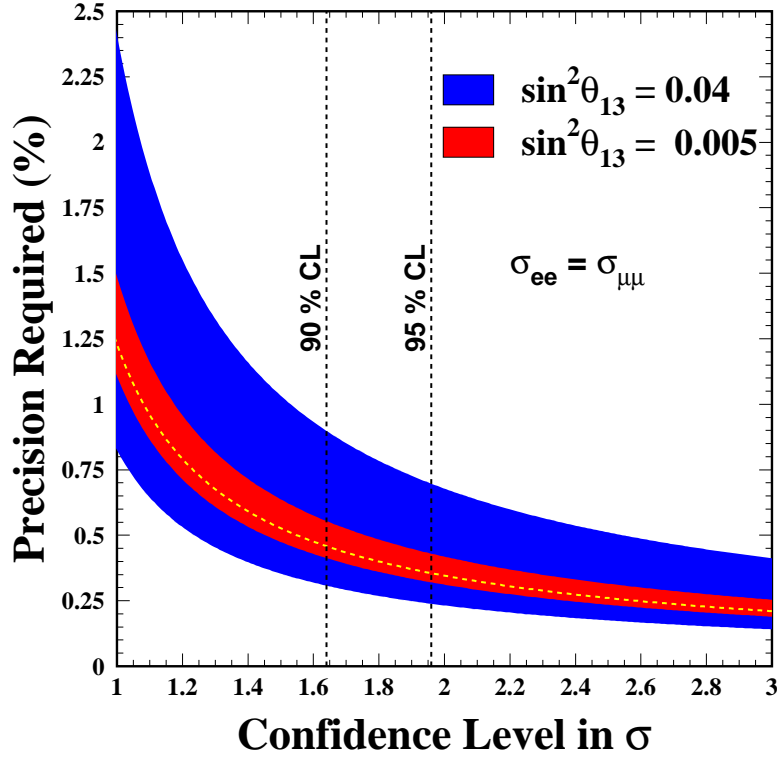


FIG. 3: The required percentage precision need to determine the neutrino mass hierarchy verses the confidence level of that determination. Here we have assumed both effective atmospheric δm^2 are measured with the same precision, $\sigma_{ee} = \sigma_{\mu\mu}$. The cosine of the CP violating phase is varied from +1 (bottom) through 0 (dashed line) to -1 (top). Again, the vertical scale varies linearly with the not so well known ratio of $\delta m_{21}^2/\delta m_{32}^2$. For this figure we have used 0.032, the same as in Fig. 2.

is proportional to (aL) where $a = G_F N_e/\sqrt{2} \approx (4000 \text{ km})^{-1}$. Thus the expected shift is less than 0.1% for a baseline of a few kilometers. The size of this shift has been confirmed by a numerical calculation. For the ν_μ disappearance channel again the shift in the extrema is again proportional to (aL) but here the baseline could go up to 1000 km. However the coefficient in front of (aL) is proportional to $\sin^2 2\theta_{13}$ and $\cos 2\theta_{23}/\cos^2 \theta_{23}$ both of which are small numbers. Using an energy so that the first minimum occurs at 1000 km, we have calculate numerically the size of the shift assuming $\sin^2 2\theta_{13}$ is at the Chooz bound and found that the maximum shift is 0.4%. This maximum shift occurs when θ_{23} is as larger as is allowed by atmospheric neutrino data. If $\sin^2 \theta_{23}$ and/or $\sin^2 \theta_{13}$ are smaller than these maximum values then the shift is smaller. Also the shift at baselines smaller than 1000 km

are proportionally smaller. Therefore, we conclude that in general matter effects can be safely ignored, or corrected for, in ν_μ disappearance experiments whose baseline is less than 1000 km.

In summary we have demonstrated that high precision measurements of the effective atmospheric δm^2 in both the $\bar{\nu}_e \rightarrow \bar{\nu}_e$ (reactor) and $\nu_\mu \rightarrow \nu_\mu$ (long baseline accelerator) channels can determine the neutrino mass hierarchy independent of matter effects. The sign of the difference determines the hierarchy. For any reasonable confidence level determination the precision required in *both* channels is a very challenging fraction of 1%. The next generation of long baseline experiments such as T2K [15] and NO ν A [16] estimate their precision on the effective atmospheric δm^2 at 2%. However, so far there has been no physics reason to push this to a precision measurement. For the reactor channel the emphasis so far has been on the observation of non-zero θ_{13} [17], very little effort has been made on a precision determination of the effective atmospheric δm^2 . This kind of precision, can perhaps be achieved in beta beam facility [18]. We realize that to make these measurements to the precision suggested is very challenging experimentally. However we encourage our experimental colleagues to give this some thought especially since this method has a different dependence on the unknown CP violating phase, $\cos\delta$ versus $\sin\delta$, compared with long baseline experiments.

While we were completing this manuscript, ref.[19] appeared which discusses the physics of this possibility in a pure 3-flavor frame work as well as discussing other possible ways of determining the hierarchy.

Acknowledgments

This work was supported by Fundação de Amparo à Pesquisa do Estado de São Paulo (FAPESP), Conselho Nacional de Ciência e Tecnologia (CNPq). Fermilab is operated under DOE contract DE-AC02-76CH03000. Two of us (H.N. and R.Z.F.) are grateful for the hospitality of the Theory Group of the Fermi National Accelerator Laboratory during the summer of 2004, where most of this work was completed.

-
- [1] B. Aharmim *et al.* [SNO Collaboration], arXiv:hep-ex/0502021.
- [2] T. Araki *et al.* [KamLAND Collaboration], arXiv:hep-ex/0406035.
- [3] O. Mena and S. J. Parke, Phys. Rev. D **69**, 117301 (2004) [arXiv:hep-ph/0312131].
- [4] M. B. Smy *et al.* [Super-Kamiokande Collaboration], Phys. Rev. D **69**, 011104 (2004).
- [5] B. T. Cleveland *et al.*, Astrophys. J. **496**, 505 (1998); J. N. Abdurashitov *et al.* [SAGE Collaboration], Phys. Rev. C **60**, 055801 (1999) [arXiv:astro-ph/9907113]; W. Hampel *et al.* [GALLEX Collaboration], Phys. Lett. B **447**, 127 (1999);
- [6] Y. Fukuda *et al.* [Super-Kamiokande Collaboration], Phys. Rev. Lett. **81**, 1562 (1998); Y. Ashie *et al.*, Phys. Rev. Lett. **93**, 101801 (2004); arXiv:hep-ex/0501064.
- [7] M. H. Ahn *et al.* [K2K Collaboration], Phys. Rev. Lett. **90**, 041801 (2003).
- [8] M. Apollonio *et al.* [CHOOZ Collaboration], Phys. Lett. B **420**, 397 (1998) [arXiv:hep-ex/9711002]; Phys. Lett. B **466**, 415 (1999) [arXiv:hep-ex/9907037].
- [9] H. Minakata and H. Nunokawa, JHEP **0110**, 001 (2001) [arXiv:hep-ph/0108085]; V. Barger, D. Marfatia and K. Whisnant, Phys. Rev. D **65**, 073023 (2002) [arXiv:hep-ph/0112119]; V. Barger, D. Marfatia and K. Whisnant, Phys. Rev. D **66**, 053007 (2002) [arXiv:hep-ph/0206038]; P. Huber, M. Lindner and W. Winter, Nucl. Phys. B **654**, 3 (2003) [arXiv:hep-ph/0211300]; O. Mena and S. J. Parke, Phys. Rev. D **70**, 093011 (2004) [arXiv:hep-ph/0408070].
- [10] V. Barger, P. Huber and D. Marfatia, arXiv:hep-ph/0501184; C. Lunardini and A. Yu. Smirnov, JCAP **0306**, 009 (2003); A. S. Dighe *et al.*, JCAP **0306**, 059 (2003); A. S. Dighe and A. Y. Smirnov, [arXiv:hep-ph/9907423]. H. Minakata and H. Nunokawa, Phys. Lett. B **504**, 301 (2001) [arXiv:hep-ph/0010240]; C. Lunardini and A. Y. Smirnov, Nucl. Phys. B **616**, 307 (2001) [arXiv:hep-ph/0106149].
- [11] T. Adams *et al.*, “E1 working group summary: Neutrino factories and muon collider”, in *Proc. of the APS/DPF/DPB Summer Study on the Future of Particle Physics (Snowmass 2001)*, ed. N. Graf, eConf **C010630**, E1001 (2001) [arXiv:hep-ph/0111030]; C. Albright *et al.*, arXiv:hep-ex/0008064. A. Cervera, A. Donini, M. B. Gavela, J. J. Gomez Cadenas, P. Hernandez, O. Mena and S. Rigolin, Nucl. Phys. B **579**, 17 (2000) [Erratum-ibid. B **593**, 731 (2001)] [arXiv:hep-ph/0002108]; M. M. Alsharoa *et al.* [Muon Collider/Neutrino Fac-

- tory Collaboration], Phys. Rev. ST Accel. Beams **6**, 081001 (2003) [arXiv:hep-ex/0207031]; M. Apollonio *et al.*, arXiv:hep-ph/0210192.
- [12] S. T. Petcov and M. Piai, Phys. Lett. B **533**, 94 (2002) [arXiv:hep-ph/0112074]; S. Choubey, S. T. Petcov and M. Piai, Phys. Rev. D **68**, 113006 (2003) [arXiv:hep-ph/0306017].
- [13] Z. Maki, M. Nakagawa and S. Sakata, Prog. Theor. Phys. **28**, 870 (1962); We use the standard representation this matrix, see for example ref.[3].
- [14] S. Parke WIN03 <http://conferences.fnal.gov/win03/>; N. Okamura, arXiv:hep-ph/0411388.
- [15] Y. Itow *et al.*, arXiv:hep-ex/0106019. For an updated version, see: <http://neutrino.kek.jp/jhfnu/loi/loi.v2.030528.pdf>
- [16] I. Ambats *et al.*, NO ν A: Proposal to build an off-axis detector to study $\nu_\mu \rightarrow \nu_e$ oscillations in the NUMI beamline. FERMILAB-PROPOSAL-0929.
- [17] K. Anderson *et al.*, White Paper Report on Using Nuclear Reactors to Search for a Value of θ_{13} , arXiv:hep-ex/0402041.
- [18] P. Zucchelli, Phys. Lett. B **532** (2002) 166; J. Burguet-Castell, D. Casper, J. J. Gomez-Cadenas, P. Hernandez and F. Sanchez, Nucl. Phys. B **695**, 217 (2004) [arXiv:hep-ph/0312068]; A. Donini, E. Fernandez-Martinez, P. Migliozzi, S. Rigolin and L. Scotto Lavina, Nucl. Phys. B **710**, 402 (2005) [arXiv:hep-ph/0406132].
- [19] A. de Gouvea, J. Jenkins and B. Kayser, arXiv:hep-ph/0503079.