

International Journal of Modern Physics A
 © World Scientific Publishing Company

Coupled channel effects in $\pi\pi$ S-wave interaction

F.Q.Wu and B.S.Zou

*CCAST (World Laboratory), P.O.Box 8730, Beijing 100080, China ;
 Institute of High Energy Physics, CAS, Beijing 100049, China*

We study coupled channel effects upon isospin $I = 2$ and $I = 0$ $\pi\pi$ S-wave interaction. With introduction of the $\pi\pi \rightarrow \rho\rho \rightarrow \pi\pi$ coupled channel box diagram contribution into $\pi\pi$ amplitude in addition to ρ and $f_2(1270)$ exchange, we reproduce the $\pi\pi$ I=2 S-wave and D-wave scattering phase shifts and inelasticities up to 2 GeV quite well in a K-matrix formalism. For $I = 0$ case, the same $\pi\pi \rightarrow \rho\rho \rightarrow \pi\pi$ box diagram is found to give the largest contribution for the inelasticity among all possible coupled channels including $\pi\pi \rightarrow \omega\omega \rightarrow \pi\pi$, $\pi\pi \rightarrow K\bar{K} \rightarrow \pi\pi$. We also show why the broad σ appears narrower in production processes than in $\pi\pi$ scattering process.

Keywords: $\pi\pi$ scattering, coupled channel, K-matrix

1. INTRODUCTION

As well known isospin $I = 0$ $\pi\pi$ S-wave interaction gives a good place to study the $I = 0$ $J^{pc} = 0^{++}$ particles such as σ and glueball. However, to really understand the isoscalar $\pi\pi$ S-wave interaction, one must first understand the isospin I=2 $\pi\pi$ S-wave interaction due to the following two reasons: (1) There are no known s-channel resonances and less coupled channels in I=2 $\pi\pi$ system, so it is much simpler than the I=0 $\pi\pi$ S-wave interaction; (2) To extract I=0 $\pi\pi$ S-wave phase shifts from experimental data on $\pi^+\pi^- \rightarrow \pi^+\pi^-$ and $\pi^+\pi^- \rightarrow \pi^0\pi^0$ obtained by $\pi N \rightarrow \pi\pi N$ reactions, one needs an input of the I=2 $\pi\pi$ S-wave interaction.

Up to now, experimental information on the I=2 $\pi\pi$ scattering mainly came from $\pi^+p \rightarrow \pi^+\pi^+n$ ¹ and $\pi^-d \rightarrow \pi^-\pi^-pp$ ² reactions. In previous analyses, the feature of inelasticity η_0^2 starting to deviate from 1 for energies above 1.1 GeV was often overlooked. Recently, with a K-matrix formalism³, we show⁴ that the feature can be well reproduced by $\pi\pi$ - $\rho\rho$ coupled-channel effect. Here we extend the study of the coupled channel effects to the I=0 case which allows much more coupled channels. We also show why the broad σ appears narrower in production processes than in $\pi\pi$ scattering process.

2 *F.Q. Wu*

2. Coupled channel effects in $\pi\pi$ scattering

We follow the K -matrix formalism as in Ref.³. For $\pi\pi$ scattering, the scattering amplitude can be given in K -matrix formalism as

$$T_{el} = \frac{K}{1 - i\rho K} = K + K i\rho K + K i\rho K i\rho K + \dots \quad (1)$$

which can be expressed diagrammatically as in Fig.1 for $\pi\pi$ scattering at low energies with only one opening channel.

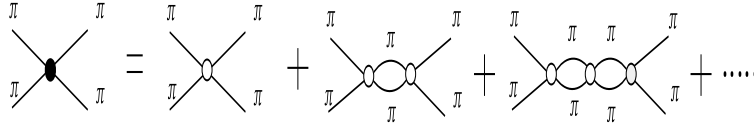


Fig. 1. Diagrammatic expression for $\pi\pi$ scattering in K -matrix formalism

For the two-channel case, the two-dimensional K matrix and phase space $\rho(s)$ matrix are

$$K = \begin{pmatrix} K_{11} & K_{12} \\ K_{12} & K_{22} \end{pmatrix}, \quad \rho(s) = \begin{pmatrix} \rho_1(s) & 0 \\ 0 & \rho_2(s) \end{pmatrix}, \quad (2)$$

with $i=1,2$ representing $\pi\pi$ and $\rho\rho$ channel, respectively. Ignoring the interaction between $\rho\rho$, we have $K_{22} = 0$; then

$$T_{11} = \frac{K_{11} + iK_{12}\rho_2 K_{21}}{1 - i\rho_1(K_{11} + iK_{12}\rho_2 K_{21})}, \quad (3)$$

where $iK_{12}\rho_2 K_{21}$ corresponds to the $\rho\rho$ on-shell contribution⁵ of the $\pi\pi \rightarrow \rho\rho \rightarrow \pi\pi$ box diagram as shown in Fig.2.

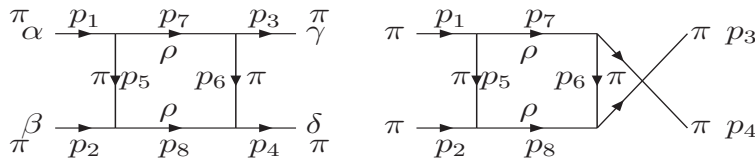


Fig. 2. The $\pi\pi \rightarrow \rho\rho \rightarrow \pi\pi$ box diagrams

With K_{11} including contribution from t -channel ρ and $f_2(1270)$ exchange, we found that the basic features of $I=2$ $\pi\pi$ S-wave phase shifts and inelasticities are well reproduced as shown in Fig.3. For details, see Ref.⁴.

With the success in reproducing the $I = 2$ $\pi\pi$ S-wave scattering, we extend our study of the coupled channel effects to the isospin $I=0$ $\pi\pi$ scattering. Here

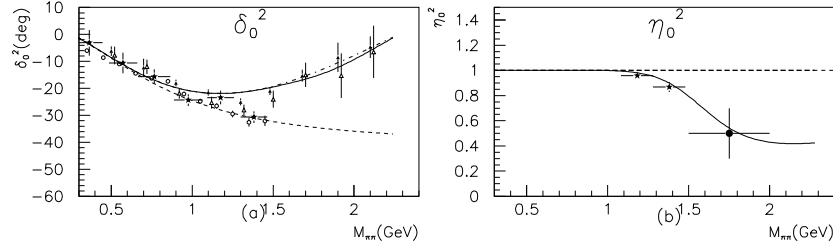


Fig. 3. The $I = 2$ $\pi\pi$ S -wave (δ_0^2 , η_0^2) phase shifts and inelasticities. Data are from Ref.^{1,2,3}. The solid curves represent the total contribution of ρ , f_2 exchange and the box diagram; dot-dashed curves from ρ and f_2 exchange; dashed curves from t-channel ρ exchange only.

in addition to the box diagrams shown in Fig. 2, there are more other coupled channels such as $\pi\pi \rightarrow \omega\omega \rightarrow \pi\pi$, $\pi\pi \rightarrow \sigma\sigma \rightarrow \pi\pi$ and $\pi\pi \rightarrow K\bar{K} \rightarrow \pi\pi$ as shown in Fig.4.

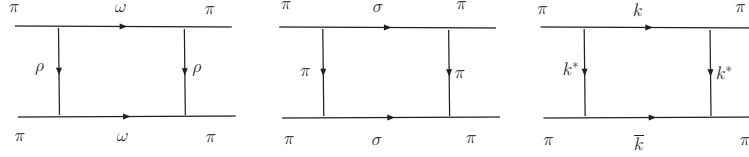


Fig. 4. The $\pi\pi \rightarrow \omega\omega \rightarrow \pi\pi$, $\pi\pi \rightarrow \sigma\sigma \rightarrow \pi\pi$ and $\pi\pi \rightarrow K\bar{K} \rightarrow \pi\pi$ box diagrams for $I=0$ case.

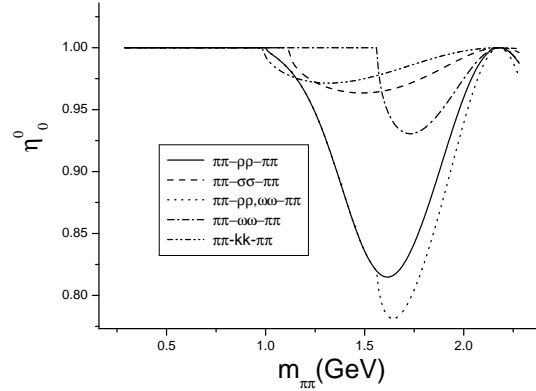


Fig. 5. The $I = 0$ $\pi\pi$ S -wave inelasticity η_0^0 without including s-channel resonances in the $I = 0$ amplitude. “ $\pi\pi - \rho\rho - \pi\pi$ ” means including $\pi\pi - \rho\rho - \pi\pi$ box diagram; “ $\pi\pi - \rho\rho, \omega\omega - \pi\pi$ ” means using three-dimensions K matrix to couple $\pi\pi, \rho\rho$ and $\omega\omega$ channels together.

4 *F.Q. Wu*

To demonstrate the significance of coupled channel effects in the $I=0$ $\pi\pi$ scattering, we do not include any s-channel resonances in the $I = 0$ amplitude, just introduce $\pi\pi \rightarrow \rho\rho \rightarrow \pi\pi$, $\pi\pi \rightarrow \omega\omega \rightarrow \pi\pi$, $\pi\pi \rightarrow K\bar{K} \rightarrow \pi\pi$ and $\pi\pi \rightarrow \sigma\sigma \rightarrow \pi\pi$ box diagrams respectively into the $I = 0$ amplitude which includes t-channel ρ and $f_2(1270)$ exchange³. The result shows $\pi\pi \rightarrow \rho\rho \rightarrow \pi\pi$ (solid line in Fig. 5) gives the most important contribution. We also use three-dimensions K matrix to couple $\pi\pi$, $\rho\rho$, and $\omega\omega$ channels together. The result is shown by the dotted line in Fig.5.

3. $\pi\pi$ S-wave interaction in production processes

$\pi\pi$ production processes can be regarded as a special case for coupled channels. For the $\pi\pi$ S-wave interaction in production processes, it can be expressed diagrammatically as in Fig.6.

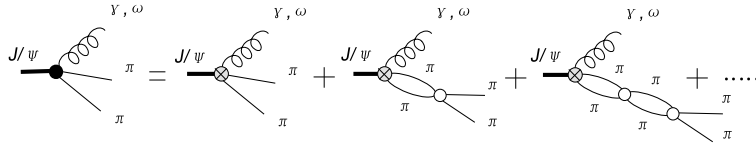


Fig. 6. Diagrammatic expression for $\pi\pi$ scattering in K-matrix formalism

Compared with elastic scattering shown in Fig.1, the only difference is the first interaction vertex. So the production amplitude can be expressed similar to Eq.(1) as

$$T_{prod} = \frac{P}{1 - i\rho K} = P + P i\rho K + P i\rho K i\rho K + \dots \quad (4)$$

For the $I=0$ $\pi\pi$ S-wave scattering at low energies ($\leq 2m_K$), the K-matrix and its corresponding elastic scattering amplitude T_{el} can be well determined by the $\pi\pi$ scattering phase shift data^{6,7,8}. The solid line in Fig.7 shows a solution⁹ for $|\rho_1 T_{el}|^2$ from fitting the well-known CERN-Munich $\pi\pi$ scattering data^{6,7}. The solution has a T-matrix pole at $571 - i420$ MeV for the broad σ which provides the broad background for two narrow dips caused by its interference with the narrow $f_0(980)$ and $f_0(1500)$. With the same K-matrix, if we assume P-matrix to be 1 for $\pi\pi$ production, we can get $|\rho_1 T_{prod}|^2$ as shown by the dashed line in Fig.7. A much narrower peak at lower energy is appearing although in fact it has the same broad pole as in the $\pi\pi$ elastic scattering process. This gives a clear demonstration why the broad σ appears narrower in production processes than in $\pi\pi$ scattering process. The reason is $T_{prod} \sim T_{el}/K$ here. This has also been noted by Ref.¹⁰ in a slightly different language.

Some recent analyses^{11,12} of various $\pi\pi$ production processes gave a much narrower σ pole than Ref.^{9,13} from $\pi\pi$ scattering. A reason is that it is assumed a direct production of σ with production vertex $P = 1/(m_\sigma^2 - m_{\pi\pi}^2)$ instead of

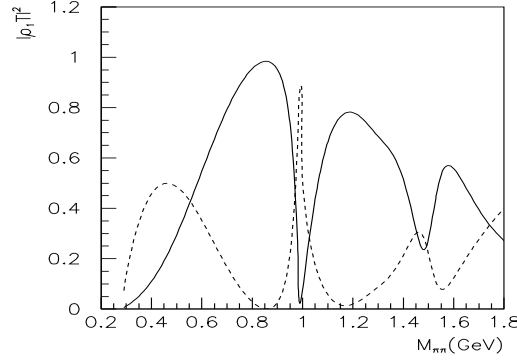


Fig. 7. Amplitude squared for $\pi\pi$ S-wave in production process (dashed curve) compared with in elastic scattering (solid curve), assuming $P=1$ and K from Ref.⁹.

considering the σ due to final state $\pi\pi$ scattering with $P = 1$ or some smooth function of $m_{\pi\pi}$. With the same production data but with different production vertex P , one will get different σ pole. See Refs.^{11,14} for an example.

Acknowledgements

The work is partly supported by CAS Knowledge Innovation Project (KJCX2-SW-N02) and the National Natural Science Foundation of China.

References

1. W. Hoogland et al., Nucl. Phys. **B 126** (1977) 109.
2. N.B.Durusoy et al., Phys. Lett. **45B** (1973) 517; D.Cohen et al., Phys. Rev. **D7**(1973) 661.
3. L. Li, B.S. Zou, G.L. Li, Phys. Rev. **D 63** (2001) 074003; Phys. Rev. **D 67** (2003) 034025; B.S.Zou, D.V.Bugg, Phys. Rev. **D 50** (1994) 591.
4. F.Q.Wu, B.S.Zou, L.Li, D.V.Bugg, Nucl. Phys. **A735** (2004) 111.
5. Y.Lu, B.S.Zou and M.P.Locher, Z. Phys. **A345** (1993) 207; Z. Phys. **A347** (1994) 281.
6. B. Hyams et al., Nucl. Phys. **B 64** (1973) 134.
7. H. Becker et al., Nucl. Phys. **B151** (1979) 46.
8. R.Kaminski et al., Z.Phys. **C74** (1997) 79.
9. D.V. Bugg, A.V. Sarantsev, B.S. Zou, Nucl. Phys. **B 471** (1996) 59.
10. L. Roca, J.E.Palomar, E.Oset, H.C. Chiang, hep-ph/0405228.
11. E791 Collaboration, E.M. Aitala et al., Phys. Rev. Lett. **86** (2001) 770.
12. BES Collaboration, M. Ablikim et al., Phys. Lett. **B598** (2004) 149.
13. B.S.Zou, D.V.Bugg, Phys. Rev. **D48** (1993) 3948.
14. FOCUS Collaboration, J.M. Link et al., Phys. Lett. **B585** (2004) 200.