

CP Asymmetry, Branching ratios, and Isospin breaking effects of $B \rightarrow K^*\gamma$ with perturbative QCD Approach

Y.-Y. Keum, M. Matsumori and A. I. Sanda

*Department of Physics, Graduate School of Science, Nagoya University,
Chikusa-Ku Furo-cho Nagoya 464-8602 Japan*

Abstract

The radiative $B \rightarrow K^*\gamma$ mode is caused by a penguin operator which is a quantum correction. Thus this mode may be useful in the search for physics beyond the standard model. In this paper, we compute the branching ratio, direct CP asymmetry, and isospin breaking effects within the Standard Model in the framework perturbative QCD, and discuss how new physics might show up in this decay.

PACS index : 12.15.-y, 13.20.-v, 13.25.Hw, 14.40.Nd

Keywords : PQCD, Radiative B-meson Decays, k_T -Factorization

I Introduction

The large CP violation in $B \rightarrow J/\psi K_s$ decay mode predicted by the standard model with KM scheme has been verified by B factories at KEK and SLAC. The standard model predicts the CP asymmetries for $B \rightarrow J/\psi K_s$ and $B \rightarrow \phi K_s$ to be equal to $\sin 2\phi_1$. However recent experimental data from Belle showed that these asymmetries differ by nearly 3σ ; the averaged $\sin 2\phi_1$ in $B \rightarrow J/\psi K_s$ system is $\sin 2\phi_1 = (0.78 \pm 0.08)$ [1] and in $B \rightarrow \phi K_s$ decay mode is $\sin 2\phi_1 = (-0.96 \pm 0.50^{+0.09}_{-0.11})$ [2], BaBar's data shows $\sin 2\phi_1 = (0.47 \pm 0.34^{+0.08}_{-0.06})$ [3] on the other hand. Experimental error is still large, so the situation is inconclusive, but if this result continues to hold, it implies existence of new physics beyond the standard model.

In this paper, we want to concentrate on $B \rightarrow K^*\gamma$ decay mode. These decays are mainly caused by the $b \rightarrow s\gamma$ flavor-changing-neutral current process, so they may be useful in the search for new physics beyond the standard model. Furthermore, they have large branching ratios in spite of the loop processes, so the branching ratios and direct CP asymmetries are already measured and shown in Table 1. CP Asymmetry is defined as

$$A_{cp} \equiv \frac{\Gamma(\bar{B} \rightarrow \bar{K}^*\gamma) - \Gamma(B \rightarrow K^*\gamma)}{\Gamma(\bar{B} \rightarrow \bar{K}^*\gamma) + \Gamma(B \rightarrow K^*\gamma)}. \tag{1}$$

In general, theoretical predictions of the CP asymmetries depend less on hadronic parameters than these of branching ratios as many uncertainties cancel in the ratio. So comparing predictions about CP asymmetries within the standard model with experimental data may be effective way to search for new physics.

	$Br(B^0 \rightarrow K^{*0}\gamma)$ $[10^{-5}]$	$Br(B^\pm \rightarrow K^{*\pm}\gamma)$ $[10^{-5}]$	A_{cp}
Belle [4]	$4.01 \pm 0.21 \pm 0.17$	$4.25 \pm 0.31 \pm 0.24$	$-0.015 \pm 0.044 \pm 0.012$
BaBar [5]	$3.92 \pm 0.20 \pm 0.24$	$3.87 \pm 0.28 \pm 0.26$	$-0.013 \pm 0.036 \pm 0.010$

Table 1: The experimental data for branching ratio and direct CP asymmetry.

These decay modes have large branching ratio as we have mentioned above, so the experimental errors on the CP asymmetry have been getting small and is now down to several percent. Many authors have pointed out for some time, that the CP asymmetry in this mode is very small. We can easily understand why the asymmetry is so small. In order to generate CP asymmetry, at least two

amplitude with non-vanishing relative weak and strong phases must interfere. This decay is mainly caused by $O_{7\gamma}$ operator, and other contributions which interfere with this contribution are small and CKM Unitary triangle is crushed, making the CP asymmetry in this decay mode very small. However, if we were to look for new physics, we need to be able to give a quantitative estimate of the standard model contribution to the CP asymmetry. For this purpose, we include small contributions which interfere with $O_{7\gamma}$, including also the long-distance contributions; for example $B \rightarrow K^* J/\psi \rightarrow K^* \gamma$ [6] [7].

Furthermore, the isospin breaking effect Δ_{0+} is also very interesting because it's size and sign are sensitive to the existence of physics beyond the standard model.

$$\Delta_{0+} \equiv \frac{\Gamma(B^0 \rightarrow K^{*0} \gamma) - \Gamma(B^+ \rightarrow K^{*+} \gamma)}{\Gamma(B^0 \rightarrow K^{*0} \gamma) + \Gamma(B^+ \rightarrow K^{*+} \gamma)} = \frac{(\tau_{B^+}/\tau_B^0) Br(B^0 \rightarrow K^{*0} \gamma) - Br(B^+ \rightarrow K^{*+} \gamma)}{(\tau_{B^+}/\tau_B^0) Br(B^0 \rightarrow K^{*0} \gamma) + Br(B^+ \rightarrow K^{*+} \gamma)} \quad (2)$$

In order to test the standard model, we need to know if the penguin contribution within the standard model can explain the experimental data [8]. Now it's experimental data are $\Delta_{0+} = +0.012 \pm 0.044 \pm 0.026$ in Bell [4] and $\Delta_{0+} = +0.051 \pm 0.044 \pm 0.023 \pm 0.024$ in BaBar [5]. More precise data will become available in the near future, so the theoretical prediction of it's size and sign of this asymmetry should be pinned down.

In this paper, we calculate the branching ratio, direct CP asymmetry, and isospin breaking effects in $B \rightarrow K^* \gamma$ decay mode, based on the standard model. First, we briefly review the concept of the pQCD in Sect.II, and in Sect.III we present the factorization formulas for the $B \rightarrow K^* \gamma$ decay mode. In Sect.IV, we mention about the long distance contributions like $B \rightarrow K^* J/\psi \rightarrow K^* \gamma$, and in Sect.V, we will show the numerical results and Sect.VI is our conclusion.

II Outline of pQCD

Theoretically, we can easily analyze the inclusive B meson decay like $B \rightarrow X_s \gamma$ because we can estimate, for example the decay width by inserting the complete set for all possible intermediated states. The experimental and theoretical branching ratio of $B \rightarrow X_s \gamma$ are

$$Br(B \rightarrow X_s \gamma)^{exp} = (3.34 \pm 0.38) \times 10^{-4} \quad [9]$$

$$Br(B \rightarrow X_s \gamma)^{th} = (3.57 \pm 0.30) \times 10^{-4} \quad [10]$$

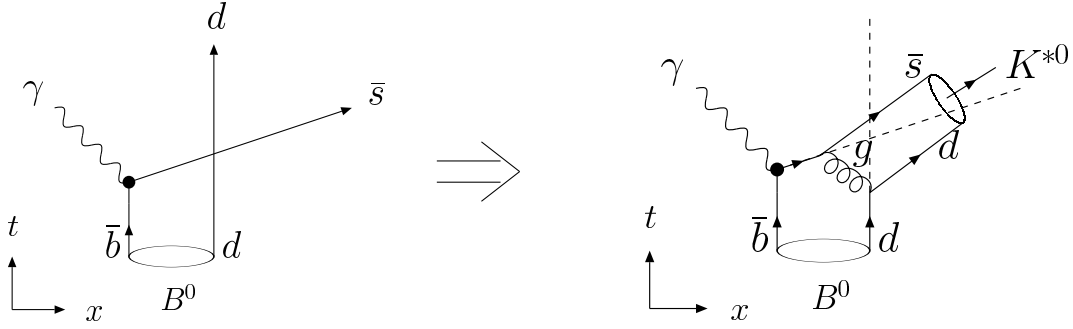


Figure 1: The left figure is no gluon exchange diagram. \bar{s} and spectator d are not lines up to form an energetic K^* meson. In order to hadronize K^* meson, one gluon with large q^2 should be exchanged.

and this good agreement strongly constrain some new physics parameters. However, inclusive decays are experimentally difficult to analyze because all $B \rightarrow X_s \gamma$ candidates should be counted. If we can directly calculate the exclusive decay mode $B \rightarrow K^* \gamma$, we ought to obtain many interesting results to test the standard model or to search for new physics.

Perturbative QCD is one of the theoretical instrument for handling the exclusive decay modes. The concept of pQCD is the factorization between soft and hard dynamics. In order to physically understand the pQCD approach, we consider B meson decays into K^* meson and γ at the rest frame of the B meson (Fig.1). The heavy b quark which has almost of B meson mass is mostly static in this frame and the other quark, which forms the B meson together with the b quark, called the spectator quark, carries momentum of order $O(\bar{\Lambda}) = O(M_B - m_b)$. This b quark decays into the light s quark and γ through the electromagnetic penguin operator and the decay products dash away back-to-back with momentum of $O(M_B/2)$. K^* meson is composed of s quark and a spectator quark. In order for the fast moving s quark and slow moving spectator quark to a K^* meson and nothing else, the spectator quark must be kicked by the gluon to change the momentum. Since the invariant-mass square of this gluon is the order of $O(\bar{\Lambda} M_B)$, we can treat this decay process perturbatively.

An important feature of pQCD what we want to especially emphasize here is that we can calculate also annihilation type decay amplitude which can not be calculated in the Factorization Assumption. This annihilation amplitude generates the large strong phase through the branch-cut (Fig.2), and we can calculate the form factor by each decay process, so we can determine the relative strong

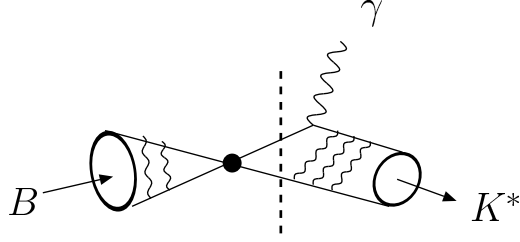


Figure 2: Example of annihilation diagram which produces strong phase through the branch-cut.

phases between some decay amplitudes. The direct CP asymmetry is caused by interfering some amplitudes which have relative weak and strong phase, and it can be written in the form proportioning to $\sin(\theta_{1w} - \theta_{2w}) \sin(\delta_{s1} - \delta_{s2})$: in short, it depends on both weak and strong phases.

$$\begin{aligned}
 A(B \rightarrow f) &= A_1 e^{i\theta_{w1}} e^{i\delta_{s1}} + A_2 e^{i\theta_{w2}} e^{i\delta_{s2}} \\
 A(\bar{B} \rightarrow \bar{f}) &= A_1 e^{-i\theta_{w1}} e^{i\delta_{s1}} + A_2 e^{-i\theta_{w2}} e^{i\delta_{s2}}
 \end{aligned}$$

We can determine the strong phases by using pQCD approach, then we can extract the information about the weak phases and examine the Standard Model. More detail review for the pQCD approach is in Appendix A.

III Analysis of $B \rightarrow K^* \gamma$ decay mode

The effective Hamiltonian induces flavor-changing $b \rightarrow s \gamma$ transition is given by [19]

$$H_{eff} = \frac{G_f}{\sqrt{2}} \sum_i V_{CKM} C_i(\mu) O_i(\mu) \tag{3}$$

$$\begin{aligned}
 O_1 &= (\bar{s}_i c_j)_{V-A} (\bar{c}_j b_i)_{V-A} \\
 O_2 &= (\bar{s}_i c_i)_{V-A} (\bar{c}_j b_j)_{V-A} \\
 O_3 &= (\bar{s}_i b_i)_{V-A} \sum_q (\bar{q}_j q_j)_{V-A} \\
 O_4 &= (\bar{s}_i b_j)_{V-A} \sum_q (\bar{q}_j q_i)_{V-A} \\
 O_5 &= (\bar{s}_i b_i)_{V-A} \sum_q (\bar{q}_j q_j)_{V+A}
 \end{aligned} \tag{4}$$

$$\begin{aligned}
O_6 &= (\bar{s}_i b_j)_{V-A} \sum_q (\bar{q}_j q_i)_{V+A} \\
O_{7\gamma} &= \frac{e}{4\pi^2} \bar{s}_i \sigma^{\mu\nu} (m_s P_L + m_b P_R) b_i F_{\mu\nu} \\
O_{8g} &= \frac{g}{4\pi^2} \bar{s}_i \sigma^{\mu\nu} (m_s P_L + m_b P_R) T_{ij}^a b_j G_{\mu\nu}^a.
\end{aligned}$$

We define the B^0 meson and the K^{*0} meson momentum P_1 and P_2 in the light-cone coordinates

$$p = (p^+, p^-, \vec{p}_T) = \left(\frac{p^0 + p^3}{\sqrt{2}}, \frac{p^0 - p^3}{\sqrt{2}}, (p^1, p^2) \right) \quad (5)$$

within the B meson rest frame as

$$P_1 = (P_1^+, P_1^-, \vec{P}_{1T}) = \frac{M_B}{\sqrt{2}} (1, 1, \vec{0}_T) \quad (6)$$

$$P_2 = (P_2^+, P_2^-, \vec{P}_{2T}) = \frac{M_B}{\sqrt{2}} (0, 1, \vec{0}_T) \quad (7)$$

and photon and the K^* meson transverse polarization vector as

$$\epsilon_\gamma^*(\pm) = (0, \mp 1, -i, 0), \quad \epsilon_{K^*}^*(\pm) = (0, \pm 1, -i, 0). \quad (8)$$

The fractions of the momentum which have the spectator quarks in B^0 and K^{*0} meson are $x_1 = k_1^+ / P_1^+$ and $x_2 = k_2^- / P_2^-$, so the momentums of these spectator quarks are expressed as follows.

$$k_1 = (k_1^+, k_1^-, \vec{k}_{1T}) = \left(\frac{M_B}{\sqrt{2}} x_1, 0, \vec{k}_{1T} \right) \quad (9)$$

$$k_2 = (k_2^+, k_2^-, \vec{k}_{2T}) = \left(0, \frac{M_B}{\sqrt{2}} x_2, \vec{k}_{2T} \right) \quad (10)$$

The decay amplitude

$$M = \langle F | H_{eff} | I \rangle = \frac{G_F}{\sqrt{2}} \sum_i V_{CKM} C_i(\mu) \langle F | O_i(\mu) | I \rangle \quad (11)$$

can be decomposed into scalar and pseudo-scalar component as

$$M = (\epsilon_\gamma^* \cdot \epsilon_{K^*}^*) M^S + i \epsilon_{\mu\nu+-} \epsilon_\gamma^{*\mu} \epsilon_{K^*}^{*\nu} M^P. \quad (12)$$

We estimate the $B \rightarrow K^*$ transition form factor by tracing of interacting vertexes. At the time, we need the meson distribution amplitude. The meson wave functions are not be calculable because of its non-perturbative feature. But these are universal since they absorb long-distance dynamics, so we can use the meson wave functions determined by some approaches. We use in this paper a model B meson wave function which is shown to give adequate results for $B \rightarrow K\pi$ decays [20][21] and K^* meson determined by light-cone QCD sum rule [22] [23] and their explicit formulas are shown in Appendix B.

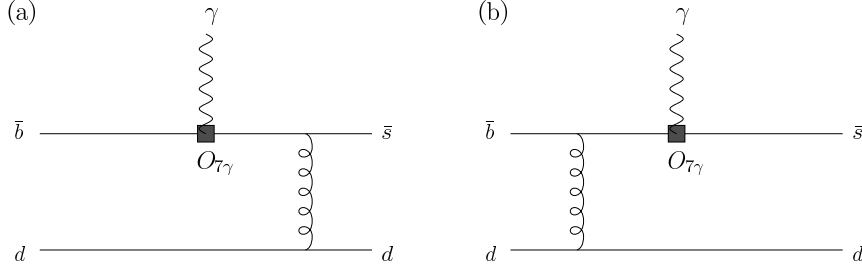


Figure 3: Feynman diagrams of Electro-Magnetic penguin operator $O_{7\gamma}$. A photon is emitted through the $O_{7\gamma}$ operator, and one hard gluon exchange is needed to form hadrons.

III.1 $O_{7\gamma}$ contribution

At first, we consider the decay amplitude caused by $O_{7\gamma}$ operator (Fig.3). In this case, a photon is emitted through the $O_{7\gamma}$ operator, and one hard gluon exchange is needed to form hadrons. If we define the common factor

$$F^{(0)} \equiv \frac{G_F e}{\sqrt{2} \pi} V_{cb}^* V_{cs} C_F M_B^5, \quad (13)$$

and $\xi_i = V_{ib}^* V_{is} / V_{cb}^* V_{cs}$, where C_F is color factor. Then the decay amplitude $M_{7\gamma}$ can be expressed as follows.

$$\begin{aligned} M_{7\gamma}^{S(a)} &= -M_{7\gamma}^{P(a)} \\ &= 2 F^{(0)} r_b \xi_t \int_0^1 dx_1 dx_2 \int b_1 db_1 b_2 db_2 \phi_B(x_1, b_1) S_t(x_1) e^{[-S_B(t_7) - S_{K^*}(t_7)]} \\ &\quad \alpha_s(t_7) C_7(t_7) r_{K^*} (\phi_{K^*}^v + \phi_{K^*}^a) H_7^{(a)}(A_7 b_2, B_7 b_1, B_7 b_2) \\ &\quad (t_7 = \max(A_7, B_7, 1/b_1, 1/b_2)) \end{aligned} \quad (14)$$

$$\begin{aligned} M_{7\gamma}^{S(b)} &= -M_{7\gamma}^{P(b)} \\ &= 2 F^{(0)} r_b \xi_t \int_0^1 dx_1 dx_2 \int b_1 db_1 b_2 db_2 \phi_B(x_1, b_1) S_t(x_2) e^{[-S_B(t_7) - S_{K^*}(t_7)]} \\ &\quad \alpha_s(t_7) C_7(t_7) H_7^{(b)}(A_7 b_1, C_7 b_1, C_7 b_2) \left[(1 - 2x_2) r_{K^*} (\phi_{K^*}^v + \phi_{K^*}^a) + (1 + x_2) \phi_{K^*}^T \right] \\ &\quad (t_7 = \max(A_7, C_7, 1/b_1, 1/b_2)) \end{aligned} \quad (15)$$

$$\begin{aligned} H_7^{(a)}(A_7 b_2, B_7 b_1, B_7 b_2) &\equiv K_0(A_7 b_2) [\theta(b_1 - b_2) K_0(B_7 b_1) I_0(B_7 b_2) + \theta(b_2 - b_1) K_0(B_7 b_2) I_0(B_7 b_1)] \\ H_7^{(b)}(A_7 b_1, C_7 b_1, C_7 b_2) &= H_7^{(a)}(A_7 b_1, C_7 b_1, C_7 b_2) \end{aligned} \quad (16)$$

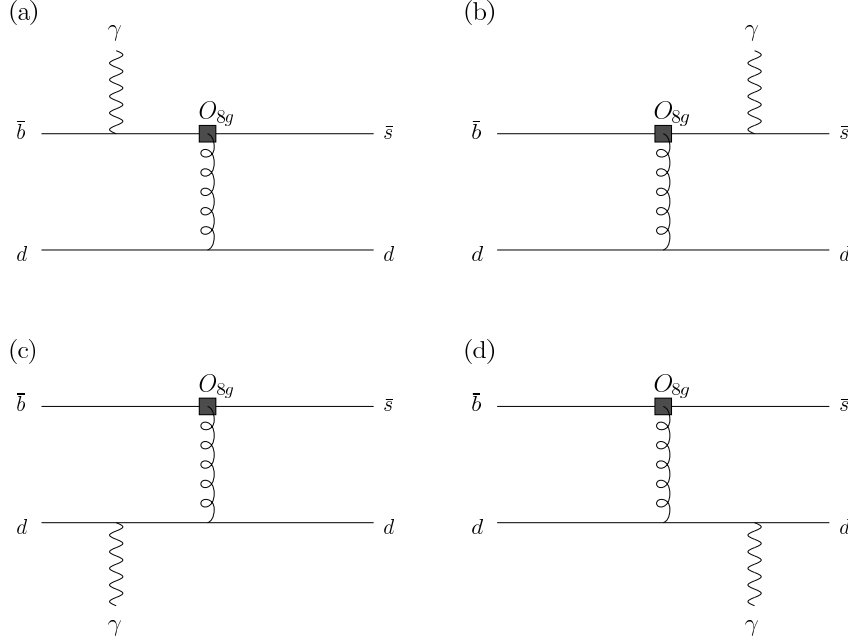


Figure 4: Feynman diagrams of Chromo-Magnetic penguin operator O_{8g} . A hard gluon is emitted through the O_{8g} operator and glued to the spectator quark line. Then photon is emitted by bremsstrahlung of external quark lines.

$$A_7^2 = x_1 x_2 M_B^2, \quad B_7^2 = x_1 M_B^2, \quad C_7^2 = x_2 M_B^2 \quad (17)$$

Here K_0, I_0 are modified Bessel functions which come from propagator integrations and $r_b = m_b/M_B$

III.2 O_{8g} contribution

Similarly, we can calculate the O_{8g} contributions as follows. This time, a hard gluon is emitted through the O_{8g} operator and glued to the spectator quark line (Fig.4). Then photon is emitted by bremsstrahlung of external quark lines so the chirality of such photon is not determined.

$$\begin{aligned}
M_8^{S(a)} &= -M_8^{P(a)} \\
&= -\frac{1}{3} F^{(0)} r_b \xi_t \int_0^1 dx_1 dx_2 \int b_1 db_1 \int b_2 db_2 \phi_B(x_1, b_1) S_t(x_1) e^{[-S_B(t_8) - S_{K^*}(t_8)]} \\
&\quad \alpha_s(t_8) C_8(t_8) H_8^{(a)}(A_8 b_2, B_8 b_1, B_8 b_2) r_{K^*} x_2 (\phi_{K^*}^v + \phi_{K^*}^a) \\
&\quad (t_8 = \max(A_8, B_8, 1/b_1, 1/b_2))
\end{aligned} \quad (18)$$

$$\begin{aligned}
M_8^{S(b)} &= -M_8^{P(b)} \\
&= -\frac{1}{3} F^{(0)} r_b \xi_t \int_0^1 dx_1 dx_2 \int b_1 d_1 b_2 db_2 \phi_B(x_1, b_1) S_t(x_2) e^{[-S_B(t_8) - S_{K^*}(t_8)]} \\
&\quad \alpha_s(t_8) C_8(t_8) H_8^{(b)}(A_8 b_1, C_8 b_1, C_8 b_2) x_2 \{-3r_{K^*}(\phi_{K^*}^v + \phi_{K^*}^a) + 2\phi_{K^*}^T\} \\
&\quad (t_8 = \max(A_8, C_8, 1/b_1, 1/b_2))
\end{aligned} \tag{19}$$

$$\begin{aligned}
M_8^{S(c)} &= -M_8^{P(c)} \\
&= -\frac{1}{3} F^{(0)} r_b \xi_t \int_0^1 dx_1 dx_2 \int b_1 d_1 b_2 db_2 \phi_B(x_1, b_1) S_t(x_1) e^{[-S_B(t_8) - S_{K^*}(t_8)]} \\
&\quad \alpha_s(t_8) C_8(t_8) H_8^{(c)}(\sqrt{|A_8'^2|} b_2, D_8 b_1, D_8 b_2) x_2 r_{K^*}(\phi_{K^*}^v + \phi_{K^*}^a) \\
&\quad (t_8 = \max(\sqrt{|A_8'^2|}, D_8, 1/b_1, 1/b_2))
\end{aligned} \tag{20}$$

$$\begin{aligned}
M_8^{S(d)} &= -\frac{1}{3} F^{(0)} r_b \xi_t \int_0^1 dx_1 dx_2 \int b_1 d_1 b_2 db_2 \phi_B(x_1, b_1) S_t(x_2) e^{[-S_B(t_8) - S_{K^*}(t_8)]} \\
&\quad \alpha_s(t_8) C_8(t_8) H_8^{(d)}(\sqrt{|A_8'^2|} b_1, E_8 b_1, E_8 b_2) \{6x_2 r_{K^*} \phi_{K^*}^v + (x_2 + 2)\phi_{K^*}^T\}
\end{aligned} \tag{21}$$

$$\begin{aligned}
M_8^{P(d)} &= \frac{1}{3} F^{(0)} r_b \xi_t \int_0^1 dx_1 dx_2 \int b_1 d_1 b_2 db_2 \phi_B(x_1, b_1) S_t(x_2) e^{[-S_B(t_8) - S_{K^*}(t_8)]} \\
&\quad \alpha_s(t_8) C_8(t_8) H_8^{(d)}(\sqrt{|A_8'^2|} b_1, E_8 b_1, E_8 b_2) \{(x_2 + 2)\phi_{K^*}^T + 6x_2 r_{K^*} \phi_{K^*}^a\} \\
&\quad (t_8 = \max(\sqrt{|A_8'^2|}, E_8, 1/b_1, 1/b_2))
\end{aligned} \tag{22}$$

$$\begin{aligned}
H_8^{(a)}(A_8 b_2, B_8 b_1, B_8 b_2) &\equiv K_0(A_8 b_2) [\theta(b_1 - b_2) K_0(B_8 b_1) I_0(B_8 b_2) + (b_1 \leftrightarrow b_2)] \\
H_8^{(b)}(A_8 b_1, C_8 b_1, C_8 b_2) &\equiv \frac{i\pi}{2} K_0(A_8 b_1) [\theta(b_1 - b_2) H_0^{(1)}(C_8 b_1) J_0(C_8 b_2) + (b_1 \leftrightarrow b_2)] \\
H_8^{(c)}(\sqrt{|A_8'^2|} b_2, D_8 b_1, D_8 b_2) &\equiv \theta(A_8'^2) K_0(\sqrt{|A_8'^2|} b_2) [\theta(b_1 - b_2) K_0(D_8 b_1) I_0(D_8 b_2) + (b_1 \leftrightarrow b_2)] \\
&\quad + \theta(-A_8'^2) i \frac{\pi}{2} H_0^{(1)}(\sqrt{|A_8'^2|} b_2) [\theta(b_1 - b_2) K_0(D_8 b_1) I_0(D_8 b_2) + (b_1 \leftrightarrow b_2)] \\
H_8^{(d)}(\sqrt{|A_8'^2|} b_1, E_8 b_1, E_8 b_2) &\equiv \theta(A_8'^2) i \frac{\pi}{2} K_0(\sqrt{|A_8'^2|} b_1) [\theta(b_1 - b_2) H_0^{(1)}(E_8 b_1) J_0(E_8 b_2) + (b_1 \leftrightarrow b_2)] \\
&\quad + -\theta(-A_8'^2) \left(\frac{\pi}{2}\right)^2 H_0^{(1)}(\sqrt{|A_8'^2|} b_1) [\theta(b_1 - b_2) H_0^{(1)}(E_8 b_1) J_0(E_8 b_2) + (b_1 \leftrightarrow b_2)]
\end{aligned} \tag{23}$$

$$\begin{aligned}
A_8^2 &= x_1 x_2 M_B^2, & B_8^2 &= M_B^2 (1 + x_1), & C_8^2 &= M_B^2 (1 - x_2) \\
A_8'^2 &= (x_1 - x_2) M_B^2, & D_8^2 &= x_1 M_B^2, & E_8^2 &= x_2 M_B^2
\end{aligned} \tag{24}$$

III.3 Loop contributions

III.3.1 Quark line photon emission

Next we want to mention about charm and up penguin contributions (Fig.5). The subtitle like ‘‘Quark line photon emission’’ means that photon is emitted through the external quark lines. We define the c and u loop function in order that the $b \rightarrow s$ vertex can be expressed as $\bar{s}\gamma^\mu(1 - \gamma^5)bI_{\mu\nu}$. It has the gauge invariant form [24] and the explicit formula is as follows

$$I_{\mu\nu} = \frac{gT^a}{2\pi^2}(k^2 g_{\mu\nu} - k_\mu k_\nu) \int_0^1 dx x(1-x) \log \left[\frac{m_i^2 - x(1-x)k^2}{t^2} \right] \quad (25)$$

$$= -\frac{gT^a}{8\pi^2}(k^2 g_{\mu\nu} - k_\mu k_\nu)G(m_i^2, k^2, t) \quad (26)$$

where k is the gluon momentum and m_i is the loop internal quark mass.

$$\begin{aligned} G(m_i^2, k^2, t) &= \theta(-k^2) \frac{2}{3} \left[\frac{5}{3} + \frac{4m_i^2}{k^2} - \ln \frac{m_i^2}{t^2} + \left(1 + \frac{2m_i^2}{k^2}\right) \sqrt{1 - \frac{4m_i^2}{k^2}} \ln \frac{\sqrt{1 - 4m_i^2/k^2} - 1}{\sqrt{1 - 4m_i^2/k^2} + 1} \right] \\ &+ \theta(k^2) \theta(4m_i^2 - k^2) \frac{2}{3} \left[\frac{5}{3} + \frac{4m_i^2}{k^2} - \ln \frac{m_i^2}{t^2} - 2 \left(1 + \frac{2m_i^2}{k^2}\right) \sqrt{\frac{4m_i^2}{k^2} - 1} \arctan \left(\frac{1}{\sqrt{4m_i^2/k^2 - 1}} \right) \right] \\ &+ \theta(k^2 - 4m_i^2) \frac{2}{3} \left[\frac{5}{3} + \frac{4m_i^2}{k^2} - \ln \frac{m_i^2}{t^2} + \left(1 + \frac{2m_i^2}{k^2}\right) \sqrt{1 - \frac{4m_i^2}{k^2}} \left[\ln \frac{1 - \sqrt{1 - 4m_i^2/k^2}}{1 + \sqrt{1 - 4m_i^2/k^2}} + i\pi \right] \right] \end{aligned} \quad (27)$$

Then the ‘‘Quark line photon emission’’ contributions can be expressed as follows.

$$\begin{aligned} M_{1i}^{S(a)} &= M_{1i}^{P(a)} \\ &= -\frac{F^{(0)}}{3M_B^2} \xi_i \int_0^1 dx_1 dx_2 \int b_1 db_1 b_2 db_2 \int y dy e^{[-S_B(t_2) - S_{K^*}(t_2)]} C_2(t_2) \alpha_s(t_2) \phi_B(x_1, b_1) S_t(x_1) \\ &H_2^a(b_2 y, B_2 b_1, B_2 b_2) G(m_i^2, A_2^2, t_2) r_{K^*}(\phi_{K^*}^v - \phi_{K^*}^a) \\ &\left(t_2 = \max(\sqrt{|A_2^2|}, B_2, 1/b_1, 1/b_2) \right) \end{aligned} \quad (28)$$

$$\begin{aligned} M_{1i}^{S(b)} &= \frac{F^{(0)}}{3M_B^2} \xi_i \int_0^1 dx_1 dx_2 \int b_1 db_1 b_2 db_2 \int y dy e^{[-S_B(t_2) - S_{K^*}(t_2)]} C_2(t_2) \phi_B(x_1, b_1) \alpha_s(t_2) S_t(x_2) \\ &H_2^b(b_1 y, C_2 b_1, C_2 b_2) G(m_i^2, A_2^2, t_2) [(2 - x_2) r_{K^*} \phi_{K^*}^v - 2\phi_{K^*}^T + x_2 r_{K^*} \phi_{K^*}^a] \end{aligned} \quad (29)$$

$$\begin{aligned} M_{1i}^{P(b)} &= -\frac{F^{(0)}}{3M_B^2} \xi_i \int_0^1 dx_1 dx_2 \int b_1 db_1 b_2 db_2 \int y dy e^{[-S_B(t_2) - S_{K^*}(t_2)]} C_2(t_2) \alpha_s(t_2) S_t(x_2) \phi_B(x_1, b_1) \\ &H_2^b(b_1 y, C_2 b_1, C_2 b_2) G(m_i^2, A_2^2, t_2) [x_2 r_{K^*} \phi_{K^*}^v - 2\phi_{K^*}^T + (2 - x_2) r_{K^*} \phi_{K^*}^a] \\ &\left(t_2 = \max(\sqrt{|A_2^2|}, C_2, 1/b_1, 1/b_2) \right) \end{aligned} \quad (30)$$

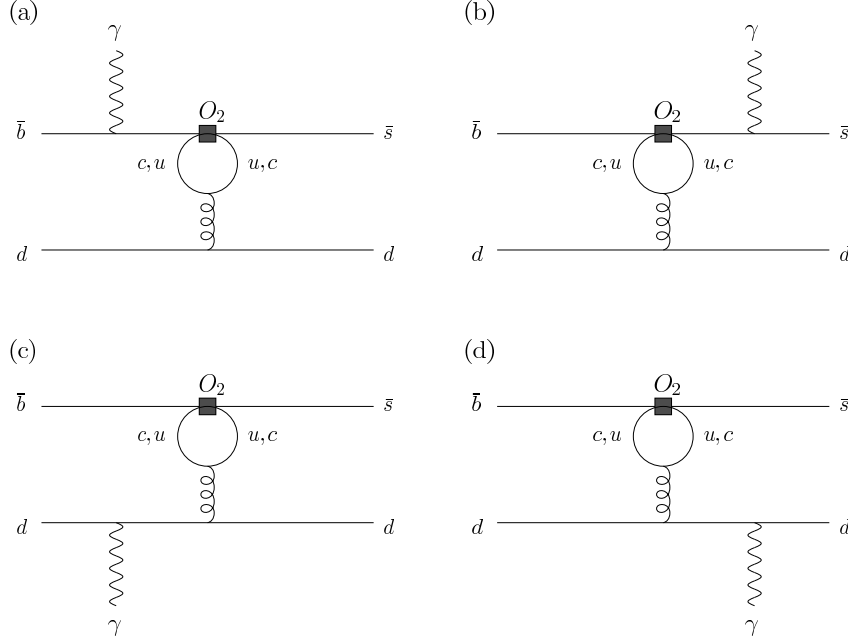


Figure 5: Feynman diagrams of “Quark line photon emission”. The charm or up loop go to gluon and attach to the spectator quark line. A photon is emitted through the external quark lines.

$$\begin{aligned}
M_{1i}^{S(c)} &= M_{1i}^{P(c)} \\
&= -\frac{F^{(0)}}{3M_B^2} \xi_i \int_0^1 dx_1 dx_2 \int b_1 db_1 b_2 db_2 \int y dy e^{[-S_B(t_2) - S_{K^*}(t_2)]} C_2(t_2) \alpha_s(t_2) S_t(x_1) \phi_B(x_1, b_1) \\
&\quad H_2^c(b_2 y, E_2 b_1, E_2 b_2) G(m_i^2, D_2^2, t_2) r_{K^*} (\phi_{K^*}^v + \phi_{K^*}^a) \\
&\quad \left(t_2 = \max(\sqrt{|D_2^2|}, E_2, 1/b_1, 1/b_2) \right)
\end{aligned} \tag{31}$$

$$\begin{aligned}
M_{1i}^{S(d)} &= -\frac{F^{(0)}}{3M_B^2} \xi_i \int_0^1 dx_1 dx_2 \int b_1 db_1 b_2 db_2 \int y dy e^{[-S_B(t_2) - S_{K^*}(t_2)]} C_2(t_2) \alpha_s(t_2) S_t(x_2) \phi_B(x_1, b_1) \\
&\quad H_2^d(b_1 y, F_2 b_1, F_2 b_2) G(m_i^2, D_2^2, t_2) \left[r_{K^*} (1 + x_2) \phi_{K^*}^v + 2\phi_{K^*}^T - r_{K^*} (1 - x_2) \phi_{K^*}^a \right]
\end{aligned} \tag{32}$$

$$\begin{aligned}
M_{1i}^{P(d)} &= \frac{F^{(0)}}{3M_B^2} \xi_i \int_0^1 dx_1 dx_2 \int b_1 db_1 b_2 db_2 \int y dy e^{[-S_B(t_2) - S_{K^*}(t_2)]} C_2(t_2) \alpha_s(t_2) S_t(x_2) \phi_B(x_1, b_1) \\
&\quad H_2^d(b_1 y, F_2 b_1, F_2 b_2) G(m_i^2, D_2^2, t_2) \left[-r_{K^*} (1 - x_2) \phi_{K^*}^v + 2\phi_{K^*}^T + r_{K^*} (1 + x_2) \phi_{K^*}^a \right] \\
&\quad \left(t_2 = \max(\sqrt{|D_2^2|}, F_2, 1, b_1, 1/b_2) \right)
\end{aligned} \tag{33}$$

$$\begin{aligned}
H_2^a(b_2 y, B_2 b_1, B_2 b_2) &\equiv J_0(b_2 y) [\theta(b_1 - b_2) K_0(B_2 b_1) I_0(B_2 b_2) + (b_1 \leftrightarrow b_2)] \\
H_2^b(b_1 y, C_2 b_1, C_2 b_2) &= i\frac{\pi}{2} J_0(b_1 y) \left[\theta(b_1 - b_2) H_0^{(1)}(C_2 b_1) J_0(C_2 b_2) + (b_1 \leftrightarrow b_2) \right]
\end{aligned} \tag{34}$$

$$\begin{aligned}
H_2^c(b_2y, D_2b_1, D_2b_2) &= J_0(b_2y) [\theta(b_1 - b_2)K_0(D_2b_1)I_0(D_2b_2) + (b_1 \leftrightarrow b_2)] \\
H_2^d(b_1y, F_2b_1, F_2b_2) &= i\frac{\pi}{2}J_0(b_1y) [\theta(b_1 - b_2)H_0^{(1)}(F_2b_1)J_0(F_2b_2) + (b_1 \leftrightarrow b_2)]
\end{aligned}$$

$$\begin{aligned}
A_2^2 &= -y^2 - x_1x_2M_B^2, & B_2^2 &= (1 + x_1)M_B^2, & C_2^2 &= (1 - x_2)M_B^2 \\
D_2^2 &= -y^2 + (x_2 - x_1)M_B^2, & E_2^2 &= x_1M_B^2, & F_2^2 &= x_2M_B^2
\end{aligned} \tag{35}$$

III.3.2 Loop line photon emission

Next we consider the ‘‘Loop line photon emission’’; a photon is emitted through the c or u loop quark line. We sum up Fig.6(a) and Fig.6(b) loop contributions and set the $b \rightarrow s$ vertex $\epsilon_\gamma^\mu \bar{s} \gamma^\nu (1 - \gamma^5) b I_{\mu\nu\rho}$ as

$$I_{\mu\nu\rho} = A_4 [(q \cdot r) \epsilon_{\mu\nu\rho\sigma} (q - r)^\sigma + \epsilon_{\nu\rho\sigma\tau} q^\rho r^\sigma r_\mu - \epsilon_{\mu\rho\sigma\tau} q^\rho r^\sigma q_\nu] + A_5 [\epsilon_{\mu\rho\sigma\tau} q^\sigma r^\tau r_\nu - r^2 \epsilon_{\mu\nu\rho\sigma} q^\sigma] \tag{36}$$

with

$$A_4 = -\frac{iegT^a}{6\pi^2} \int_0^1 dx \int_0^{1-x} dy \frac{xy}{2xy(q \cdot r) + x(1-x)r^2 - m_c^2} \tag{37}$$

$$A_5 = \frac{iegT^a}{6\pi^2} \int_0^1 dx \int_0^{1-x} dy \frac{x(1-x)}{2xy(q \cdot r) + x(1-x)r^2 - m_c^2}, \tag{38}$$

where q is photon momentum $q = P_1 - P_2$ and r is gluon momentum $r = k_2 - k_1$ [25] [26] [27]. Then the amplitudes can be expressed as follows.

$$M_{2i}^S = -\frac{4}{3}F^{(0)} \xi_i \int_0^1 dx \int_0^{1-x} dy \int_0^1 dx_1 dx_2 \int b_1 db_1 \phi_B(x_1, b_1) C_2(t_2) \alpha_s(t_2) e^{[-S_B(t_2) - S_{K^*}(t_2)]} \tag{39}$$

$$H_2(b_1A, b_1\sqrt{|B^2|}) \frac{xyx_2 [(1 - 2x_2)r_{K^*} \phi_{K^*}^v - \phi_{K^*}^T + r_{K^*} \phi_{K^*}^a] + x(1-x)x_2^2 r_{K^*} (\phi_{K^*}^v + \phi_{K^*}^a)}{xyx_2 M_B^2 - m_i^2}$$

$$M_{2i}^P = \frac{4}{3}F^{(0)} \xi_i \int_0^1 dx \int_0^{1-x} dy \int_0^1 dx_1 dx_2 \int b_1 db_1 \phi_B(x_1, b_1) C_2(t_2) \alpha_s(t_2) e^{[-S_B(t_2) - S_{K^*}(t_2)]} \tag{40}$$

$$H_2(b_1A, b_1\sqrt{|B^2|}) \frac{xyx_2 [r_{K^*} \phi_{K^*}^v - \phi_{K^*}^T + (1 - 2x_2)r_{K^*} \phi_{K^*}^a] + x(1-x)x_2^2 r_{K^*} (\phi_{K^*}^v + \phi_{K^*}^a)}{xyx_2 M_B^2 - m_i^2}$$

$$\left(t_2 = \max(A, \sqrt{|B^2|}, 1/b_1) \right)$$

$$\begin{aligned}
H_2(b_1A, b_1\sqrt{|B^2|}) &\equiv K_0(b_1A) - K_0(b_1\sqrt{|B^2|}) & (B^2 \geq 0) \\
&\equiv K_0(b_1A) - i\frac{\pi}{2}H_0(b_1\sqrt{|B^2|}) & (B^2 < 0)
\end{aligned} \tag{41}$$

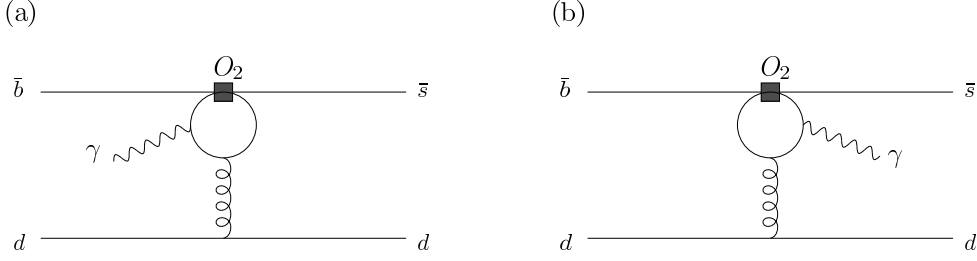


Figure 6: The Feynman diagrams of “Loop line photon emission”. The charm or up loop go to gluon and attach to the spectator quark line. A photon is emitted by bremsstrahlung of loop quark line.

$$A^2 = x_1 x_2 M_B^2, \quad B^2 = x_1 x_2 M_B^2 - \frac{y}{1-x} x_2 M_B^2 + \frac{m_i^2}{x(1-x)} \quad (42)$$

III.4 Annihilation contributions

Then we want to discuss about the annihilation contributions caused by $O_1 \sim O_6$ operators. O_1, O_2 operator can be rewritten by using Fierz transformation as

$$O_1 = (\bar{s}_i c_j)_{V-A} (\bar{c}_j b_i)_{V-A} = (\bar{s}_i b_i)_{V-A} (\bar{c}_j c_j)_{V-A} \quad (43)$$

$$O_2 = (\bar{s}_i c_i)_{V-A} (\bar{c}_j b_j)_{V-A} = (\bar{s}_i b_j)_{V-A} (\bar{c}_j c_i)_{V-A} \quad (44)$$

and we define $a_2(t) = C_2(t) + C_1(t)/3$, $a_4(t) = C_4(t) + C_3(t)/3$, $a_6(t) = C_6(t) + C_5(t)/3$. O_2 annihilation is tree process; no hard gluon is needed because it is four Fermi interaction process and does not include spectator quarks which should be line up to form hadrons. However, this contribution is small because it has $(V-A) \otimes (V-A)$ vertex; gets chiral suppression, and its CKM factor is $V_{ub}^* V_{us}$; $O(\lambda^2)$ suppression compared to $V_{tb}^* V_{ts}$ and $V_{cb}^* V_{cs}$. On the other hand, QCD penguin contributions O_5 and O_6 have $(V-A) \otimes (V+A)$ vertex and its CKM factor are $V_{tb}^* V_{ts}$, then its contributions are comparatively large and get main origins for isospin breaking effects.

$$M_2^{S(a)} = M_2^{P(a)} = F^{(0)} \frac{\sqrt{6} f_{K^*} \pi}{4M_B^2} r_{K^*} \int_0^1 dx_1 \int b_1 db_1 [\xi_u a_2(t_a) + \xi_t a_4(t_a)] S_t(x_1) e^{[-S_B(t)]} \phi_B(x_1, b_1) K_0(b_1 A_a) \quad (45)$$

$$(t_a = \max(A_a, 1/b_1, 1/b_2))$$

$$M_2^{S(b)} = F^{(0)} \frac{\sqrt{6} f_B \pi}{4M_B^2} r_{K^*} \int_0^1 dx_2 \int b_2 db_2 [\xi_u a_2(t_a) + \xi_t a_4(t_a)] S_t(x_2) e^{[-S_{K^*}(t)]} \times [(2-x_2)\phi_{K^*}^v + x_2\phi_{K^*}^a] i \frac{\pi}{2} H_0^{(1)}(b_2 B_a) \quad (46)$$

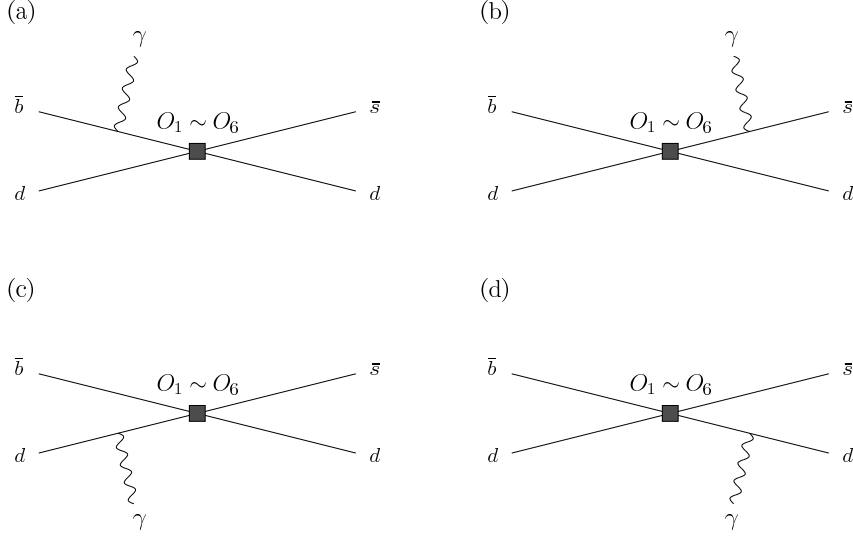


Figure 7: Annihilation diagrams caused by $O_1 \sim O_6$. About O_1, O_2 annihilation, no hard gluon is needed because it is four Fermi interaction process and does not include spectator quarks which should be line up to form hadrons. On the other hand, $O_3 \sim O_6$ QCD penguin annihilation include α_s in Wilson coefficient.

$$\begin{aligned}
M_2^{P(b)} &= -F^{(0)} \frac{\sqrt{6} f_B \pi}{4M_B^2} r_{K^*} \int_0^1 dx_2 \int b_2 db_2 [\xi_u a_2(t_a) + \xi_t a_4(t_a)] S_t(x_2) e^{[-S_{K^*}(t)]} \\
&\quad \times [x_2 \phi_{K^*}^v + (2 - x_2) \phi_{K^*}^a] i \frac{\pi}{2} H_0^{(1)}(b_2 B_a) \\
&\quad (t_a = \max(B_a, 1/b_2, 1/b_2))
\end{aligned} \tag{47}$$

$$\begin{aligned}
M_2^{S(c)} &= -M_2^{P(c)} \\
&= -F^{(0)} \frac{\sqrt{6} f_{K^*} \pi}{4M_B^2} r_{K^*} \int_0^1 dx_1 \int b_1 db_1 [\xi_u a_2(t_a) + \xi_t a_4(t_a)] S_t(x_1) e^{[-S_B(t)]} \phi_B(x_1, b_1) K_0(b_1 C_a) \\
&\quad (t_a = \max(C_a, 1/b_2, 1/b_2))
\end{aligned} \tag{48}$$

$$\begin{aligned}
M_2^{S(d)} &= -F^{(0)} \frac{\sqrt{6} f_B \pi}{4M_B^2} r_{K^*} \int_0^1 dx_2 \int b_2 db_2 [\xi_u a_2(t_a) + \xi_t a_4(t_a)] S_t(x_2) e^{[-S_{K^*}(t)]} \\
&\quad \times [(1 + x_2) \phi_{K^*}^v - (1 - x_2) \phi_{K^*}^a] i \frac{\pi}{2} H_0^{(1)}(b_2 D_a)
\end{aligned} \tag{49}$$

$$\begin{aligned}
M_2^{P(d)} &= -F^{(0)} \frac{\sqrt{6} f_B \pi}{4M_B^2} r_{K^*} \int_0^1 dx_2 \int b_2 db_2 [\xi_u a_2(t_a) + \xi_t a_4(t_a)] S_t(x_2) e^{[-S_{K^*}(t)]} \\
&\quad \times [(1 - x_2) \phi_{K^*}^v - (1 + x_2) \phi_{K^*}^a] i \frac{\pi}{2} H_0^{(1)}(b_2 D_a) \\
&\quad (t_a = \max(D_a, 1/b_2, 1/b_2))
\end{aligned} \tag{50}$$

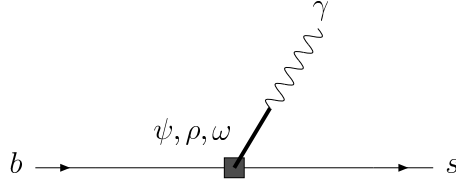


Figure 8: Vector-Meson-Dominance contributions mediated by ψ, ρ, ω

$$M_6^{S(b)} = -M_6^{P(b)} = -F^{(0)} \frac{\sqrt{6} f_B \pi}{2M_B^2} \int_0^1 dx_2 \int b_2 db_2 \xi_t a_6(t_a) S_t(x_2) e^{-[S_{K^*}(t)]} \phi_{K^*}^T i \frac{\pi}{2} H_0^{(1)}(b_2 B_a) \quad (51)$$

$$t_a = \max(B_a, 1/b_2, 1/b_2)$$

$$M_6^{S(d)} = -M_6^{P(d)} = -F^{(0)} \frac{\sqrt{6} f_B \pi}{2M_B^2} \int_0^1 dx_2 \int b_2 db_2 \xi_t a_6(t_a) S_t(x_2) e^{-[S_{K^*}(t)]} \phi_{K^*}^T i \frac{\pi}{2} H_0^{(1)}(b_2 D_a) \quad (52)$$

$$(t_a = \max(D_a, 1/b_2, 1/b_2))$$

$$A_a^2 = (1 + x_1) M_B^2, \quad B_a^2 = (1 - x_2) M_B^2, \quad C_a^2 = x_1 M_B^2, \quad D_a^2 = x_2 M_B^2 \quad (53)$$

IV Long distance contributions

Here we want to discuss the long distance contributions. In order to examine the standard model or search for new physics indirectly by comparing the experimental data with the values predicted within the standard model, we have to take into account these long distance effects; $B \rightarrow K^*(J/\psi, \rho, \omega) \rightarrow K^* \gamma$ [6][7] (Fig.8). These contributions are caused by O_1, O_2 operators, and the effective Hamiltonian describing these processes is

$$H_{eff} = \frac{G_f}{\sqrt{2}} \sum_{i=u,c} V_{ib} V_{is}^* (C_1(t) O_1(t) + C_2(t) O_2(t)) + \text{h.c} \quad (54)$$

If we use the vector-meson-dominance, the $B \rightarrow K^* \gamma$ decay amplitude can be expressed as inserting the complete set of possible intermediated vector meson states

$$\langle K^* \gamma | H_{eff} | B \rangle = \sum_V \langle \gamma | e J_{em} | V \rangle \langle K^* V | H_{eff} | B \rangle \quad (55)$$

where $V = \psi, \rho, \omega$. Now we concretely consider the $B \rightarrow K^* \psi \rightarrow K^* \gamma$. Four diagrams as below contribute to the hadronic matrix element of $\langle K^* \psi | H_{eff} | B \rangle$ (Fig.9). The non-factorizable contributions

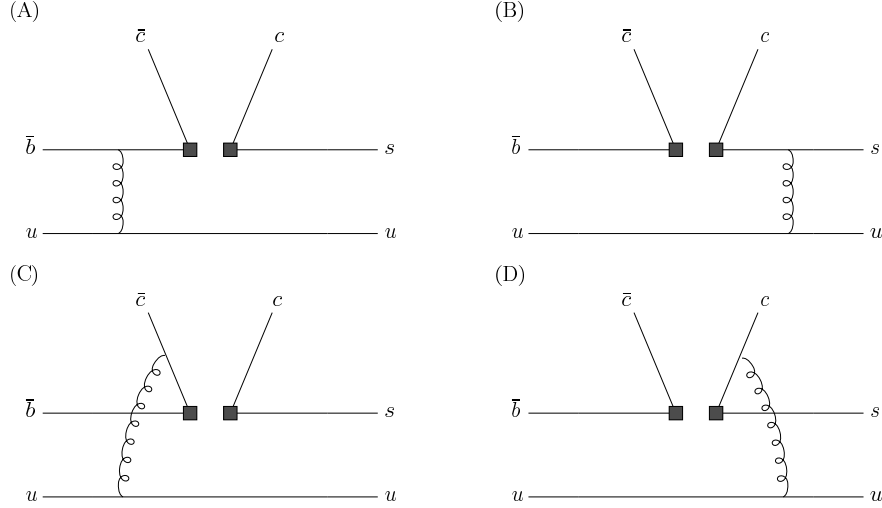


Figure 9: (A), (B) are factorizable and (C), (D) are non factorizable contributions to the hadronic matrix element $\langle K^* \psi | H_{eff} | B \rangle$.

(C) and (D) nearly cancel each other, so we neglect these contributions to the $B \rightarrow K^* \psi$ matrix element and only consider factorizable contributions (A) and (B). Then the decay amplitude can be factorized into $B \rightarrow K^*$ form factor and out-going ψ matrix element.

$$\langle \psi K^* | \bar{s} \gamma^\mu (1 - \gamma^5) b \bar{c} \gamma_\mu (1 - \gamma^5) c | B \rangle = i m_\psi g_\psi(q^2) \epsilon_{\psi\mu}^\dagger(q) \langle K^* | \bar{s} \gamma^\mu (1 - \gamma^5) b | B \rangle \quad (56)$$

We define the decay constant as,

$$\langle \psi(q) | \bar{c} \gamma_\mu c | 0 \rangle \equiv i m_\psi g_\psi(q^2) \epsilon_{\psi\mu}^\dagger(q) \quad (57)$$

the decay amplitude can be written as

$$M(B \rightarrow K^* \psi(q)) = \frac{G_f}{\sqrt{2}} V_{cb} V_{cs}^* i m_\psi g_\psi(q^2) \epsilon_{\psi\mu}^\dagger(q) a_2(t) \langle K^* | \bar{s} \gamma^\mu (1 - \gamma^5) b | B \rangle. \quad (58)$$

Here the $a_1(t) = C_1(t) + C_2(t)/3$. The hadronic matrix element $\langle K^* | \bar{s} \gamma^\mu (1 - \gamma^5) b | B \rangle$ has the same form as the $O_{7\gamma}$ form factor. In order to see this, we consider the part where the ψ meson converts to γ . Real photon has only the transverse component, so the ψ meson which converts to photon has also the transverse component and longitudinal component of ψ does not contribute. Then because of the conservation of the angular momentum, only transverse component of K^* meson contributes.

Separating transverse and longitudinal components of the $B \rightarrow K^* \psi$ amplitude, $\bar{s}\gamma^\mu(1 - \gamma^5)b\epsilon_\mu$ can be replaced by the gauge invariant form,

$$\bar{s}\gamma^\mu(1 - \gamma^5)b\epsilon_\mu = \frac{\bar{s}(\gamma^\mu q^2 - q^\mu \not{q})b\epsilon_\mu}{m_\psi^2} \quad (59)$$

where q^μ is the ψ momentum. However the q^2 of the real photon equal to zero, so the first term does not contribute. Then the transverse component can be separated by using the Gordon-Identity;

$$m_b \bar{s}\gamma^\mu(1 - \gamma^5)b = (2p^\mu - q^\mu)\bar{s}\gamma^\mu(1 + \gamma^5)b - i\bar{s}\sigma^{\mu\nu}q_\nu(1 + \gamma^5)b, \quad (60)$$

where p^μ is the b quark momentum and q^μ is the ψ momentum. If we consider the case that rest B meson decays into the K^* and ψ in the back-to-back z direction, the transverse polarization vector of ψ can be written as $\epsilon_\mu^{T\dagger} = (0, 1, 0, 0)$ or $\epsilon_\mu^{T\dagger} = (0, 0, 1, 0)$, so the product $p^\mu \epsilon_\mu^{T\dagger} = q^\mu \epsilon_\mu^{T\dagger} = 0$, so only the second term can survive and couples to the transverse component of ψ . Eq.(58) can be rewritten as follows.

$$M(B \rightarrow K^* \psi(q)) = \frac{G_f}{\sqrt{2}} V_{cb} V_{cs}^* \frac{m_\psi}{m_b} g_\psi(q^2) a_1(t) \epsilon_{\psi\mu}^\dagger(q) q_\nu \langle K^* | \bar{s}\sigma^{\mu\nu}(1 + \gamma^5)b | B \rangle \quad (61)$$

Furthermore this ψ propagates and converts to a photon. Defining $\langle 0 | eJ_{em}^\mu | \psi \rangle = -i(2e/3)\langle 0 | \bar{c}\gamma^\mu c | \psi \rangle = -i(2e/3)m_\psi g_\psi(q)\epsilon_\mu$, the amplitude for the long distance effect $B \rightarrow K^* \psi \rightarrow K^* \gamma$ is

$$M(B \rightarrow K^* \psi \rightarrow K^* \gamma) = \frac{G_f}{2\sqrt{2}} V_{cb} V_{cs}^* a_1(t) \left(\frac{2eg_\psi(0)^2}{3m_b} \right) F_{\mu\nu} \langle K^* | \bar{s}\sigma^{\mu\nu}(1 + \gamma^5)b | B \rangle \quad (62)$$

where the real photon momentum is $q^2 = 0$.

The amplitudes for $B \rightarrow K^* \omega \rightarrow K^* \gamma$ can be computed in a similar manner. Differences with $B \rightarrow K^* \psi \rightarrow K^* \gamma$ are the value of decay constant $g_\omega(0)$ and the factor for the electromagnetic interaction.

$$M(B \rightarrow K^* \omega \rightarrow K^* \gamma) = \frac{G_f}{2\sqrt{2}} V_{ub} V_{us}^* a_1(t) \left(\frac{eg_\omega(0)^2}{6m_b} \right) F_{\mu\nu} \langle K^* | \bar{s}\sigma^{\mu\nu}(1 + \gamma^5)b | B \rangle \quad (63)$$

However in the $B \rightarrow K^* \rho \rightarrow K^* \gamma$ case, the ρ resonance peak is not so sharp, so the propagation of ρ meson generates the strong phase. If we write the meson propagator in the Breit-Wigner approximation,

$$\frac{-i}{p^2 - m^2 + im\Gamma}. \quad (64)$$

where in this case $q^2 = 0$. In the ψ case, this ratio $(\Gamma_\psi/m_\psi) \simeq 2.5 \times 10^{-5}$ and we can neglect the imaginary part come from the mediated state. But for the ρ meson, $(\Gamma_\rho/m_\rho) \simeq 0.21$ and it corresponds to $\simeq 12^\circ$ strong phase.

$$M(B \rightarrow K^* \rho \rightarrow K^* \gamma) = \frac{G_f}{2\sqrt{2}} V_{ub} V_{us}^* a_1(t) \left(\frac{e g_\rho(0)^2}{2m_b(1 - i\Gamma/m_\rho)} \right) F_{\mu\nu} \langle K^* | \bar{s} \sigma^{\mu\nu} (1 + \gamma^5) b | B \rangle \quad (65)$$

In order to estimate these long-distance contributions, we have to know the decay constant g_V . The decay constants are experimentally determined by the $V \rightarrow e^+ e^-$ data [1].

$$\langle e^+ e^- | \bar{c} \gamma_\mu c | V(q) \rangle = -i \frac{2}{3} e m_V g_V(q^2) \epsilon_\mu^\dagger(q) \equiv Q e m_V g_V(q^2) \epsilon_\mu^\dagger(q) \quad (66)$$

The decay width for $V \rightarrow e^+ e^-$ decay can be written like

$$\Gamma(V \rightarrow e^+ e^-) = \frac{4\pi Q^2 \alpha_{em}^2 g_V^2(q^2)}{3m_V} \quad (67)$$

V	$\Gamma(V \rightarrow e^+ e^-)(GeV)$	$m_V(GeV)$	$g_V^2(GeV^2)$
$J/\psi(1S)$	5.26×10^{-6}	3.097	0.1642
$\psi(2S)$	2.19×10^{-6}	3.686	0.0814
$\psi(3770)$	0.26×10^{-6}	3.770	0.0099
$\psi(4040)$	0.75×10^{-6}	4.040	0.0306
$\psi(4160)$	0.77×10^{-6}	4.160	0.0323
$\psi(4415)$	0.47×10^{-6}	4.415	0.0209
ρ	6.85×10^{-6}	0.771	0.0471
ω	0.60×10^{-6}	0.783	0.0379

Table 2: The coefficients g_V .

Furthermore, these decay constant are defined at the $q^2 = m_V^2$ energy scale. We need ones at $q^2 = 0$, so we have to extrapolate these decay constants from $q^2 = m_V^2$ to $q^2 = 0$. We express $g_V(0)$ as $g_V(0) = \kappa g_V(q^2)$ by using suppression factor κ . In the ψ cases, we take $\kappa \simeq 0.4$ [6] [7], and in the ρ, ω cases, we take $\kappa \simeq 1.0$ [28] [29]. Then the long distance contributions mediated by ψ, ρ, ω are

$$M(B \rightarrow K^* \gamma) = \frac{G_f}{2\sqrt{2}} a_1(t) e \left(V_{cb} V_{cs}^* \frac{2\kappa g_\psi(m_\psi^2)^2}{3m_b} + V_{ub} V_{us}^* \left[\frac{g_\omega(m_\omega^2)^2}{6m_b} + \frac{g_\rho(m_\rho^2)^2}{2m_b(1 - i\Gamma/m_\rho)} \right] \right) \times F_{\mu\nu} \langle K^* | \bar{s} \sigma^{\mu\nu} (1 + \gamma^5) b | B \rangle \quad (68)$$

and the formulas of the form factor $F_{\mu\nu} \langle K^* | \bar{s} \sigma^{\mu\nu} (1 + \gamma^5) b | B \rangle$ are the same as $O_{7\gamma}$ contribution.

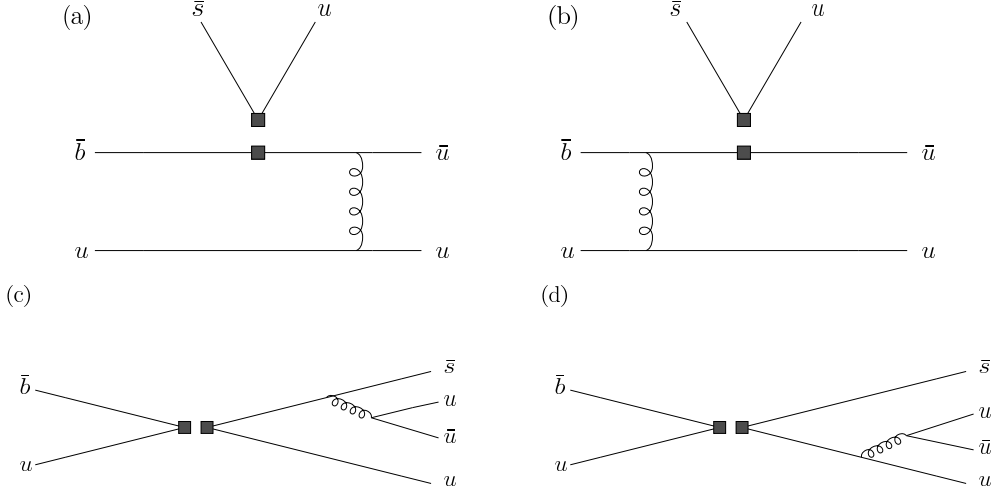


Figure 10: Long-distance effects mediated by ρ, ω which contribute only to the charged mode.

IV.1 Another diagrams for long distance contributions

Next we want to consider another contribution with different topology which exist only in the charged decay mode like $B^\pm \rightarrow K^{*\pm} \gamma$ (Fig.10). If we neglect the non-factorizable contributions, there are four diagrams contribute to the hadronic matrix elements $\langle K^{*\pm} \rho(\omega) | H_{eff} | B^\pm \rangle$. We define the ρ or ω meson momentum $P_3 = 1/\sqrt{2M_B}(1, 0, 0)$ and the spectator quark momentum fraction as x_3 .

$$\begin{aligned}
M^{S(a)} &= M^{P(a)} \\
&= F^{(0)} \xi_u \frac{4\pi^2 r_{K^*} f_{K^*} g_\rho}{M_B m_\rho (1 - i\Gamma/m_\rho)} \int_0^1 dx_1 dx_2 \int b_1 db_1 b_2 db_2 a_2(t) S_t(x_1) e^{[-S_B(t) - S_\rho(y)]} \alpha_s(t) \\
&\quad r_\rho \phi_B(x_1, b_1) [\phi_\rho^v + \phi_\rho^a] H_7^{(a)}(A_7 b_2, B_7 b_1, B_7 b_2) \\
&\quad (t = \max(A_7, B_7, 1/b_1, 1/b_2))
\end{aligned} \tag{69}$$

$$\begin{aligned}
M^{S(b)} &= F^{(0)} \xi_u \frac{4\pi^2 r_{K^*} f_{K^*} g_\rho}{M_B m_\rho (1 - i\Gamma/m_\rho)} \int_0^1 dx_1 dx_2 \int b_1 db_1 b_2 db_2 a_2(t) S_t(x_2) e^{[-S_B(t) - S_\rho(y)]} \alpha_s(t) \\
&\quad \phi_B(x_1, b_1) [(x_2 + 2)r_\rho \phi_\rho^v + \phi_\rho^T + x_2 r_\rho \phi_\rho^a] H_7^{(b)}(A_7 b_1, C_7 b_1, C_7 b_2)
\end{aligned} \tag{70}$$

$$\begin{aligned}
M^{P(b)} &= -F^{(0)} \xi_u \frac{4\pi^2 r_{K^*} f_{K^*} g_\rho}{M_B m_\rho (1 - i\Gamma/m_\rho)} \int_0^1 dx_1 dx_2 \int b_1 db_1 b_2 db_2 a_2(t) S_t(x_2) e^{[-S_B(t) - S_\rho(y)]} \alpha_s(t) \\
&\quad \phi_B(x_1, b_1) [x_2 r_\rho \phi_\rho^v - \phi_\rho^T + (x_2 + 2)r_\rho \phi_\rho^a] H_7^{(b)}(A_7 b_1, C_7 b_1, C_7 b_2) \\
&\quad (t = \max(A_7, C_7, 1/b_1, 1/b_2))
\end{aligned} \tag{71}$$

$$M^{S(c)} = F^{(0)} \xi_u \frac{4\pi^2 r_{K^*} f_B g_\rho}{M_B^2 (1 - i\Gamma/m_\rho)} \int_0^1 dx_2 dx_3 \int b_2 db_2 b_3 db_3 a_2(t) S_t(x_3) e^{[-S_\rho(t) - S_{K^*}(y)]} \alpha_s(t)$$

$$\left[(2-x_3)(\phi_\rho^a \phi_{K^*}^a + \phi_\rho^v \phi_{K^*}^v) + x_3(\phi_\rho^a \phi_{K^*}^v + \phi_\rho^v \phi_{K^*}^a) \right] H_c(Bb_2, Ab_2, Ab_3) \quad (72)$$

$$M^{P(c)} = -F^{(0)} \xi_u \frac{4\pi^2 r_{K^*} f_B g_\rho}{M_B^2 (1 - i\Gamma/m_\rho)} \int_0^1 dx_2 dx_3 \int b_2 db_2 b_3 db_3 a_2(t) S_t(x_3) e^{[-S_\rho(t) - S_{K^*}(y)]} \alpha_s(t)$$

$$\left[(2-x_3)(\phi_\rho^a \phi_{K^*}^v + \phi_\rho^v \phi_{K^*}^a) + x_3(\phi_\rho^a \phi_{K^*}^a + \phi_\rho^v \phi_{K^*}^v) \right] H_c(Bb_2, Ab_2, Ab_3) \quad (73)$$

$$M^{S(d)} = -F^{(0)} \xi_u \frac{4\pi^2 r_{K^*} f_B g_\rho}{M_B^2 (1 - i\Gamma/m_\rho)} \int_0^1 dx_2 dx_3 \int b_2 db_2 b_3 db_3 a_2(t) S_t(x_3) e^{[-S_\rho(t) - S_{K^*}(y)]} \alpha_s(t)$$

$$\left[(1+x_2)(\phi_\rho^a \phi_{K^*}^a + \phi_\rho^v \phi_{K^*}^v) - (1-x_2)(\phi_\rho^v \phi_{K^*}^a + \phi_\rho^a \phi_{K^*}^v) \right] H_d(Bb_3, Cb_2, Cb_3) \quad (74)$$

$$M^{P(d)} = -F^{(0)} \xi_u \frac{4\pi^2 r_{K^*} f_B g_\rho}{M_B^2 (1 - i\Gamma/m_\rho)} \int_0^1 dx_2 dx_3 \int b_2 db_2 b_3 db_3 a_2(t) S_t(x_3) e^{[-S_\rho(t) - S_{K^*}(y)]} \alpha_s(t)$$

$$\left[(1-x_2)(\phi_\rho^a \phi_{K^*}^a + \phi_\rho^v \phi_{K^*}^v) - (1+x_2)(\phi_\rho^v \phi_{K^*}^a + \phi_\rho^a \phi_{K^*}^v) \right] H_d(Bb_3, Cb_2, Cb_3) \quad (75)$$

$$H_c(Bb_2, Ab_2, Ab_3) = -\frac{\pi^2}{4} H_0^{(1)}(Bb_2) \left[\theta(b_2 - b_3) H_0^{(1)}(Ab_2) J_0(Ab_3) + (b_2 \leftrightarrow b_3) \right]$$

$$H_d(Bb_3, Cb_2, Cb_3) = H_a(Bb_3, Cb_2, Cb_3) \quad (76)$$

$$A^2 = M_B^2(1-x_3), \quad B^2 = M_B^2 x_2(1-x_3), \quad C^2 = M_B^2 x_2 \quad (77)$$

V Numerical results

In the evaluation of the various form factors and amplitudes, we adopt $G_F = 1.16639 \times 10^{-5} \text{GeV}^{-2}$, strong coupling α_s defined at the flavor number $n_f = 5$, the decay constants $f_B = 190 \text{MeV}$, $f_{K^*} = 226 \text{MeV}$, and $f_{K^*}^T = 185 \text{MeV}$, the masses $m_b = 4.2 \text{GeV}$, $m_c = 1.4 \text{GeV}$, $M_B = 5.28 \text{GeV}$ and $M_{K^*} = 0.892 \text{GeV}$, the meson lifetime $\tau_{B^0} = 1.542 \text{ps}$ and $\tau_{B^+} = 1.674 \text{ps}$. We changed the CKM parameter $\bar{\rho} = \rho(1 - \lambda^2/2) = 0.22 \pm 0.101$ and $\bar{\eta} = \eta(1 - \lambda^2/2) = 0.35 \pm 0.05$ [1], and B meson wave function parameter $\omega_B = 0.40 \pm 0.04$. The numerical results for each decay amplitudes M_i in the neutral decay (Tab.3) and charged decay (Tab.4) in unit of 10^{-6}GeV^2 are as follows.

	$M_i^S/F^{(0)}$			$M_i^P/F^{(0)}$		
$V_{tb}^*V_{ts}$	$M_{7\gamma}^S/F^{(0)}$	$M_{8g}^S/F^{(0)}$	$M_{3\sim 6}^S/F^{(0)}$	$M_{7\gamma}^P/F^{(0)}$	$M_{8g}^P/F^{(0)}$	$M_{3\sim 6}^P/F^{(0)}$
	182.40+3.21i	2.13+0.45i	11.33+5.30i	-182.40-3.21i	-2.17-0.50i	-11.46-5.20i
$V_{cb}^*V_{cs}$	$M_{1c}^S/F^{(0)}$	$M_{2c}^S/F^{(0)}$	$M_{\psi}^S/F^{(0)}$	$M_{1c}^P/F^{(0)}$	$M_{2c}^P/F^{(0)}$	$M_{\psi}^P/F^{(0)}$
	2.35+1.35i	-0.95-11.70i	-10.69	-3.98-1.64i	0.98+11.72i	10.69
$V_{ub}^*V_{us}$	$M_{(1,2)u}^S/F^{(0)}$	$M_2^S/F^{(0)}$	$M_{\rho,\omega}^S/F^{(0)}$	$M_{(1,2)u}^P/F^{(0)}$	$M_2^P/F^{(0)}$	$M_{\rho,\omega}^P/F^{(0)}$
	-0.08+0.22i	0	-0.03-0.06i	0.08-0.27i	0	0.03+0.06i

Table 3: $B^0 \rightarrow K^{*0}\gamma$ at $\bar{\rho} = 0.22$, $\bar{\eta} = 0.35$, $\omega_B = 0.40$.

	$M_i^S/F^{(0)}$			$M_i^P/F^{(0)}$		
$V_{tb}^*V_{ts}$	$M_{7\gamma}^S/F^{(0)}$	$M_{8g}^S/F^{(0)}$	$M_{3\sim 6}^S/F^{(0)}$	$M_{7\gamma}^P/F^{(0)}$	$M_{8g}^P/F^{(0)}$	$M_{3\sim 6}^P/F^{(0)}$
	182.40+3.21i	3.84-0.59i	2.65-0.40i	-182.40-3.21i	-3.93+0.73i	-3.0-0.14i
$V_{cb}^*V_{cs}$	$M_{1c}^S/F^{(0)}$	$M_{2c}^S/F^{(0)}$	$M_{\psi}^S/F^{(0)}$	$M_{1c}^P/F^{(0)}$	$M_{2c}^P/F^{(0)}$	$M_{\psi}^P/F^{(0)}$
	-0.43-2.03i	-0.95-11.70i	-10.69	2.80+2.81i	0.98+11.73i	10.69
$V_{ub}^*V_{us}$	$M_{(1,2)u}^S/F^{(0)}$	$M_2^S/F^{(0)}$	$M_{\rho,\omega}^S/F^{(0)}$	$M_{(1,2)u}^P/F^{(0)}$	$M_2^P/F^{(0)}$	$M_{\rho,\omega}^P/F^{(0)}$
	-0.01+0.15i	0.45+0.98i	0.26+0.49i	0.01-0.08i	-0.87-0.97i	0.10+0.08i

Table 4: $B^\pm \rightarrow K^{*\pm}\gamma$ at $\bar{\rho} = 0.22$, $\bar{\eta} = 0.35$, $\omega_B = 0.40$.

The total decay amplitude can be expressed by using these components as

$$\begin{aligned}
A(B \rightarrow K^*\gamma) &= M_t + M_c + M_u \\
&= (\epsilon_\gamma^* \cdot \epsilon_{K^*}^*)(M_t^S + M_c^S + M_u^S) + i\epsilon_{\mu\nu+-}\epsilon_\gamma^{*\mu}\epsilon_{K^*}^{*\nu}(M_t^P + M_c^P + M_u^P) \quad (78)
\end{aligned}$$

$$M_t = M_{7\gamma} + M_{8g} + M_{3\sim 6}$$

$$M_c = M_{1c} + M_{2c} + M_\psi$$

$$M_u = M_{1u} + M_{2u} + M_2 + M_{\rho\omega}$$

where all components include CKM factors. If we express K^* and γ helicity as λ_1, λ_2 , the combination which can contribute to the decay amplitude are $A_{\lambda_1, \lambda_2} = A_{+,+}, A_{-,-}$, since B meson is spinless and photon is in real. Then the total decay width of $B \rightarrow K^*\gamma$ is given by

$$\Gamma = \frac{1}{8\pi M_B} \left(|M_t^S + M_c^S + M_u^S|^2 + |M_t^P + M_c^P + M_u^P|^2 \right) \quad (79)$$

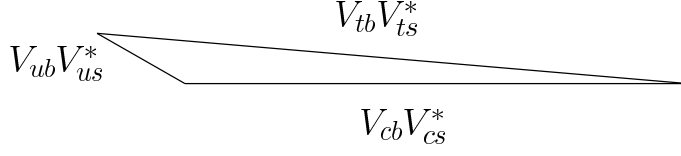


Figure 11: CKM unitary triangle

and the branching ratios for $B \rightarrow K^* \gamma$ become as follows.

$$Br(B^0 \rightarrow K^{*0} \gamma) = (3.5_{-0.8}^{+1.1}) \times 10^{-5} \quad (80)$$

$$Br(B^\pm \rightarrow K^{*\pm} \gamma) = (3.4_{-0.9}^{+1.2}) \times 10^{-5} \quad (81)$$

The theoretical errors mainly come from ω_B uncertainty.

Next we want to extract the direct CP asymmetry. We take into account up to $O(\lambda^4)$ about the CKM matrix components [1],

$$V_{KM} = \begin{pmatrix} 1 - \lambda^2/2 - \frac{\lambda^4}{8} & \lambda & A\lambda^3(\rho - i\eta) \\ -\lambda & 1 - \lambda^2/2 - (1/8 + A^2/2)\lambda^4 & A\lambda^2 \\ A\lambda^3(1 - \rho - i\eta) & -A\lambda^2 + A\lambda^4(1/2 - \rho - i\eta) & 1 - A^2\lambda^4/2 \end{pmatrix} \quad (82)$$

and the unitary triangle related to this decay mode should be crushed (Fig.11). If we express each amplitudes M_i as $\xi_i A_i e^{i\delta_i}$ where $\xi_i = V_{ib}^* V_{is} / V_{cb}^* V_{cs}$, in order to separate weak phase and strong phase δ_i , the decay amplitudes can be rewritten as

$$A(B \rightarrow K^* \gamma) = V_{cb}^* V_{cs} [\xi_t A_t e^{i\delta_t} + \xi_c A_c e^{i\delta_c} + \xi_u A_u e^{i\delta_u}] \quad (83)$$

$$A(\bar{B} \rightarrow \bar{K}^* \gamma) = V_{cb} V_{cs}^* [\xi_t^* A_t e^{i\delta_t} + \xi_c^* A_c e^{i\delta_c} + \xi_u^* A_u e^{i\delta_u}] \quad (84)$$

and the direct CP asymmetry can be expressed as follows.

$$A_{cp} \equiv \frac{\Gamma(\bar{B} \rightarrow \bar{K}^* \gamma) - \Gamma(B \rightarrow K^* \gamma)}{\Gamma(\bar{B} \rightarrow \bar{K}^* \gamma) + \Gamma(B \rightarrow K^* \gamma)} \equiv \frac{R_N}{R_D} \quad (85)$$

$$R_N = i \left[A_t A_c \sin(\delta_t - \delta_c) \text{Im}(V_{tb} V_{ts}^* V_{cb}^* V_{cs}) + A_c A_u \sin(\delta_c - \delta_u) \text{Im}(V_{cb} V_{cs}^* V_{ub}^* V_{us}) \right. \\ \left. + A_u A_t \sin(\delta_u - \delta_c) \text{Im}(V_{ub} V_{us}^* V_{tb}^* V_{ts}) \right] \quad (86)$$

$$R_D = \left(A_t^2 |V_{tb} V_{ts}^*|^2 + A_c^2 |V_{cb} V_{cs}^*|^2 + A_u^2 |V_{ub} V_{us}^*|^2 \right) / 2 + A_t A_c \cos(\delta_t - \delta_c) \text{Re}(V_{tb} V_{ts}^* V_{cb}^* V_{cs}) \\ + A_c A_u \cos(\delta_c - \delta_u) \text{Re}(V_{cb} V_{cs}^* V_{ub}^* V_{us}) + A_u A_t \cos(\delta_u - \delta_t) \text{Re}(V_{ub} V_{us}^* V_{tb}^* V_{ts}) \quad (87)$$

Then its' values are

$$A_{cp}(B^0 \rightarrow K^{*0}\gamma) = (0.39_{-0.07}^{+0.06}) \times 10^{-2} \quad (88)$$

$$A_{cp}(B^\pm \rightarrow K^{*\pm}\gamma) = (0.62 \pm 0.13) \times 10^{-2}, \quad (89)$$

where the origins of its' errors are mostly CKM parameters and ω_B uncertainties are largely canceled as we expected.

Finally, we want to estimate the isospin breaking effect.

$$\Delta_{0+} = \frac{\Gamma(B^0 \rightarrow K^{*0}\gamma) - \Gamma(B^+ \rightarrow K^{*+}\gamma)}{\Gamma(B^0 \rightarrow K^{*0}\gamma) + \Gamma(B^+ \rightarrow K^{*+}\gamma)} = \frac{(\tau_{B^+}/\tau_{B^0}) Br(B^0 \rightarrow K^{*0}\gamma) - Br(B^+ \rightarrow K^{*+}\gamma)}{(\tau_{B^+}/\tau_{B^0}) Br(B^0 \rightarrow K^{*0}\gamma) + Br(B^+ \rightarrow K^{*+}\gamma)} \quad (90)$$

This effect is caused by O_{8g} (Fig.4), c and u loop contributions (Fig-5), $O_1 \sim O_6$ annihilation (Fig.7), and the long distance contributions mediated ρ and ω in charged mode (Fig.10). About the bremsstrahlung photon contributions emitted through quark lines, whether the spectator quark is u or d affects the strength and the sign for the coupling of photon and quark line, so they generate the isospin breaking effects. The most important contributions to the isospin breaking effects come from QCD penguin O_5 , O_6 annihilation. These effects are additive to the dominant contribution $O_{7\gamma}$ in both neutral and charged decay (see Table 3,4). However its' size are different; the neutral mode's is larger than charged mode's. Then the sign of total isospin breaking effect becomes plus and its' value is as follows,

$$\Delta_{0+} = (5.7_{-1.3}^{+1.1}) \times 10^{-2} \quad (91)$$

here it's error comes from ω_B changing.

VI Conclusion

In this paper, we calculated the branching ratio, direct CP asymmetry, and isospin breaking effect within the standard model using pQCD approach. The results are in good agreement with experimental data [4] [5]. It is useful to compare our results with those existing in the literature. The decay amplitude can be obtained from the transition form factor

$$\langle K^*(P_2, \epsilon_{K^*}) | iq^\nu \bar{s} \sigma_{\mu\nu} b | B(P_1) \rangle = -iT_1^{K^*}(0) \epsilon_{\mu\alpha\beta\rho} \epsilon_{K^*}^\alpha P^\beta q^\rho \quad (92)$$

where $P = P_1 + P_2$, $q = P_1 - P_2$. Within the framework of pQCD, we obtain $T_1^{K^*}(0) = 0.25_{-0.03}^{+0.04}$ and it is in agreement with $T_1^{K^*}(0) = 0.27 \pm 0.04$ [30] which is obtained by fitting the resulting branching ratio to experiment.

Above result can be compared with typical estimate in the light-cone QCD sum rule $T_1^{K^*}(0) = 0.38 \pm 0.06$ [31], and the lattice QCD simulation $T_1^{K^*}(0) = 0.32_{-0.02}^{+0.04}$ [32]. Obviously these values of the form factor result in large branching ratios [33] [34] [35]. Also, it should be noted that $T_1^{K^*}(q^2)$ and other related form factors have been computed in the frame work of pQCD [37]. They obtained the central value as $T_1^{K^*}(0) = 0.315$. The difference between our results and their's is the K^* meson wave function. We take the new K^* wave function parameters computed in Ref.[23].

Note that we have also included the long distance contributions. If we neglect them, the branching ratios become $Br(B^0 \rightarrow K^{*0}\gamma) = (3.9_{-0.9}^{+1.2}) \times 10^{-5}$ and $Br(B^\pm \rightarrow K^{*\pm}\gamma) = (3.8_{-1.0}^{+1.4}) \times 10^{-5}$ to be compared with results shown in Eq.(80) and (81). The $B \rightarrow K^*\psi \rightarrow K^*\gamma$ contribution to the total decay width amounts to about 10% and also it works to suppress the branching ratios. We also emphasize that we can calculate the annihilation contributions with pQCD approach, and these contribute to the total decay width which amount to about 5 ~ 10%.

This analysis predicts around 0.5% direct CP asymmetry within the standard model, and is consistent with experiment [34]. If we neglect the long distance contributions, the asymmetries become $A_{cp}(B^0 \rightarrow K^{*0}\gamma) = (0.38_{-0.08}^{+0.05}) \times 10^{-2}$ and $A_{cp}(B^\pm \rightarrow K^{*\pm}\gamma) = (0.49_{-0.10}^{+0.11}) \times 10^{-2}$, and as to isospin breaking effect like $\Delta_{0+} = (5.5_{-2.2}^{+1.7}) \times 10^{-2}$. The long distance contributions don't seem to affect to these asymmetries. Also, annihilation contributions don't affect to these asymmetries.

The branching ratio of the neutral decay is bigger than that of the charged decay in spite of the difference of the lifetime between them. This effect is mainly caused by the 4-quark penguin operators O_5 , O_6 and it generates about 6% isospin breaking effect. This result is very similar to the conclusion of Ref.[8].

$B \rightarrow K^*\gamma$ decay, as we have first mentioned, is an attractive decay mode to test the standard model and search for new physics. In order to look for the new physics, we have to reduce the experimental errors. The error to the direct CP asymmetry must get smaller than 1%. That is to say, we need at least 20 times more data. This is not possible without the super B factory.

A Brief review of pQCD

A.1 Divergences in perturbative diagrams

Here we want to review the k_T factorization [11]. At higher order, infinitely many gluon exchanges must be considered. In order to understand the factorization procedure, we refer to the diagrams of Fig.12. They describe the $O(\alpha_s)$ radiative correction to the hard scattering process H . In general, individual higher order diagrams have two types of infrared divergences; soft and collinear. Soft divergence come from the region of a loop momentum where all its' momentum components in the light-cone coordinates vanish;

$$l^\mu = (l^+, l^-, \vec{l}_T) = (\Lambda, \Lambda, \vec{\Lambda}). \quad (93)$$

Collinear divergence originates from the gluon momentum region which is parallel to the massless quark momentum,

$$l^\mu = (l^+, l^-, \vec{l}_T) \sim (M_B, \bar{\Lambda}^2/M_B, \vec{\Lambda}). \quad (94)$$

In both cases, the loop integration correspond to $\int d^4l 1/l^4 \sim \log \Lambda$, so logarithmic divergences are generated. It has been shown order by order in perturbation theory that these divergences can be separated from hard kernel and absorbed into meson wave functions using eikonal approximation [12].

Furthermore, there are also double logarithm divergences in Fig-12(a) and Fig-12(b) when soft and collinear momentum overlap. These large double logarithm can be summed by using renormalization group equation and the exponentiates. This factor is called the Sudakov factor and also factorized into the definition of meson wave function [13] [14] [15]. The explicit expression for Sudakov factor is given by [14] (see Appendix B).

There are also ultraviolet divergences, and also another type of double logarithm which comes from the loop correction for the weak decay vertex correction. These double logarithm can also be factored out from hard part and grouped into the quark jet function. These double logarithms also should be resummed as the threshold factor [16] [17]. This factor decreases faster than any other power of x as $x \rightarrow 0$, so it removes the end-point singularity. Thus we can factor out the Sudakov factor, the threshold factor, the ultraviolet divergences from hard part and grouped into meson wave

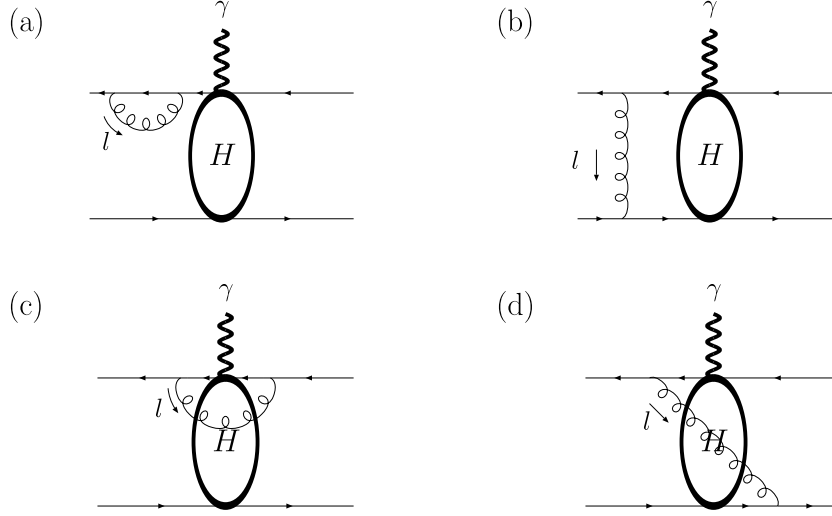


Figure 12: $O(\alpha_s)$ corrections to the hard scattering H .

function (Appendix B). Then the redefinition of wave functions including these loop corrections get factorization energy scale dependence t .

Thus the amplitude can be factorized into perturbative part including a hard gluon exchange and non-perturbative part characterized by the meson distribution amplitudes, then the total decay amplitude can be expressed as the convolution;

$$\int_0^1 dx_1 dx_2 \int_0^{1/\Lambda} d^2 b_1 d^2 b_2 C(t) \otimes \Phi_{K^*}(x_2, b_2, t) \otimes H(x_1, x_2, b_1, b_2, t) \otimes \Phi_B(x_1, b_1, t), \quad (95)$$

here $\phi_{K^*}(x_2, b_2, t)$, $\Phi_B(x_1, b_1, t)$ are meson distribution amplitudes contain the soft divergences come from quantum correction and $H(x_1, x_2, b_1, b_2, t)$ is the hard kernel including finite piece of quantum correction, b_1, b_2 are the conjugate variables to transverse momentum and x_1, x_2 are the momentum fraction of spectator quarks.

A.2 Physical interpretation of Sudakov factor

In order to understand the Sudakov factor physically, first we consider QED. When a charged particle is accelerated, infinitely many photons must be emitted by the bremsstrahlung (Fig.13(a)). Similar phenomenon occurs when a quark is accelerated; infinitely many gluons must be emitted. According to the feature of strong interaction, gluons can not exist freely so hadronic jet is produced. Then we observe many hadrons in the end if gluonic bremsstrahlung occurs. Thus the amplitude for an exclusive decay $B \rightarrow K^* \gamma$ is proportional to the probability that no bremsstrahlung gluon is emitted.

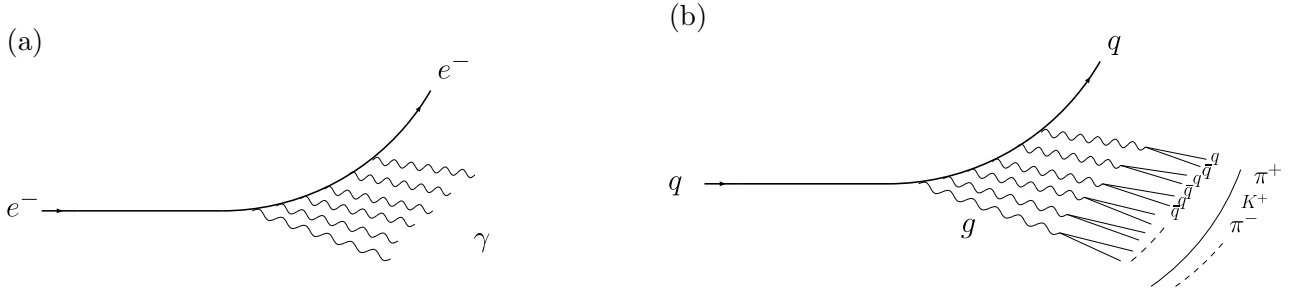


Figure 13: An electron which is scattered by the electro-magnetic interaction (a) is observed with many soft photons. Similarly, a quark which is scattered by the strong interaction (b) is not observed as a single gluon; accompanied by many soft gluons, and they form hadron jets.

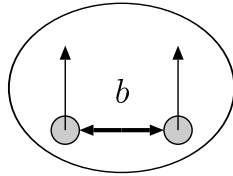


Figure 14: b is the transverse interval between the quark and anti-quark pair in the B meson.

This is the Sudakov factor and it is depicted in Fig.15. As seen in Fig.15, the Sudakov factor is large for small b and Q . It is small when either b or Q is large. Large b implies that the quark and anti-quark pair is separated which in turn implies less color shielding (see Fig.14). Similar absence of shielding occurs when b quark carries most of the momentum while momentum fraction of spectator quark x in the B meson is small.

Then the Sudakov factor suppresses the long distance contributions for the decay process and gives the effective cutoff about the transverse direction [15] [18]. In short, the Sudakov factor corresponds to the probability for emitting no photons. According to this factor, the property of short distance is guaranteed.

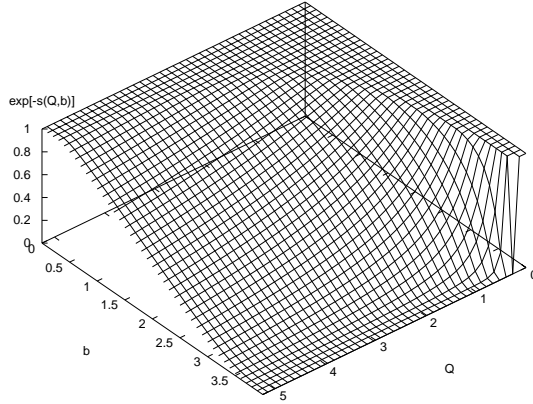


Figure 15: The dependence of the Sudakov factor $\exp[-s(Q, b)]$ on Q and b where Q is the b quark momentum and b is the interval between quarks which form hadrons. It is clear that the large b and Q region is suppressed.

B Some functions

The expressions for some functions are presented in this appendix. In our numerical calculation, we use the leading order α_s formula.

$$\alpha_s(\mu) = \frac{2\pi}{\beta_0 \ln(\mu/\Lambda_{n_f})} \quad \beta_0 = \frac{33 - 2n_f}{3} \quad (96)$$

The explicit expression for Sudakov factor $s(t, b) =$ is given by [14]

$$s(t, b) = \int_{1/b}^t \left[\ln \left(\frac{t}{\mu} \right) A(\alpha_s(\mu)) + B(\alpha_s(\mu)) \right] \quad (97)$$

$$A = C_F \frac{\alpha_s}{\pi} + \left[\frac{67}{9} - \frac{\pi^2}{3} - \frac{10}{27} n_f + \frac{2}{3} \beta_0 \ln \left(\frac{e^{\gamma_E}}{2} \right) \right] \left(\frac{\alpha_s}{\pi} \right)^2 \quad (98)$$

$$B = \frac{2}{3} \frac{\alpha_s}{\pi} \ln \left(\frac{e^{2\gamma_E} - 1}{2} \right) \quad (99)$$

where $\gamma_E = 0.5722$ is Euler constant and $C_F = 4/3$ is color factor. The meson wave function including summation factor has energy dependence

$$\phi_B(x_1, b_1, t) = \phi_B(x_1, b_1) \exp[-S_B(t)] \quad (100)$$

$$\phi_{K^*}(x_2, t) = \phi_{K^*}(x_2) \exp[-S_{K^*}(t)] \quad (101)$$

and the total functions including Sudakov factor and ultraviolet divergences are

$$S_B(t) = s(x_1 P_1^-, b_1) + 2 \int_{1/b_1}^t \frac{d\bar{\mu}}{\bar{\mu}} \gamma(\alpha_s(\bar{\mu})) \quad (102)$$

$$S_{K^*}(t) = s(x_2 P_2^-, b_2) + s((1-x_2) P_2^-, b_2) + 2 \int_{1/b_2}^t \frac{d\bar{\mu}}{\bar{\mu}} \gamma(\alpha_s(\bar{\mu})). \quad (103)$$

Threshold factor is expressed as below [16][36], and we take the value $c = 0.4$.

$$S_t(x) = \frac{2^{1+2c} \Gamma(3/2 + c)}{\sqrt{\pi} \Gamma(1 + c)} [x(1-x)]^c \quad (104)$$

C Wave functions

For the B meson wave function, we adopt the model

$$\Phi_B(P_1) = \frac{1}{\sqrt{2N_c}} (\not{P}_1 + M_B) \gamma^5 \phi_B(k_1) \quad (105)$$

$$\phi_B(x_1, b_1) = \int dk_1^- d^2 k_{1\perp} e^{i\vec{k}_{1\perp} \cdot \vec{b}} \phi_B(k_1) = N_B x_1^2 (1-x_1)^2 \exp^{-\frac{1}{2} \left(\frac{x_1 M_B}{\omega_B} \right)^2 - \frac{b_1^2 \omega_B^2}{2}} \quad (106)$$

with the shape parameter $\omega_B = (0.4 \pm 0.04) GeV$ [20]. The normalization constant N_B is fixed by the decay constant f_B

$$\int_0^1 dx \phi_B(x, b=0) = \frac{f_B}{2\sqrt{2N_c}} \quad (107)$$

where N_c is the color number.

We use the K^* meson wave function determined by the light-cone QCD sum rule [22][23]

$$\begin{aligned} \Phi_{K^*}^L(P_2, \epsilon_{K^*}^{*L}) &= \frac{1}{\sqrt{2N_c}} \int_0^1 dx e^{ixP \cdot z} \{ M_{K^*} [\not{\epsilon}_{K^*}^{*L}] \phi_{K^*}^L(x) + [\not{\epsilon}_{K^*}^{*L} \not{P}] \phi_{K^*}^t(x) + M_{K^*} [I] \phi_{K^*}^s(x) \} \\ \Phi_{K^*}^T(P_2, \epsilon_{K^*}^{*T}) &= \frac{1}{\sqrt{2N_c}} \int_0^1 dx e^{ixP \cdot z} \{ M_{K^*} [\not{\epsilon}_{K^*}^{*T}] \phi_{K^*}^v(x) + [\not{\epsilon}_{K^*}^{*T} \not{P}] \phi_{K^*}^T(x) \\ &\quad - \frac{M_{K^*}}{P_2 \cdot n_+} i \epsilon_{\mu\nu\rho\sigma} [\gamma^5 \gamma^\mu] \epsilon_{K^*}^{T\nu} P_2^\rho n_+^\sigma \phi_{K^*}^a(x) \} \end{aligned} \quad (108)$$

$$\begin{aligned} \phi_{K^*}^L(x) &= \frac{f_{K^*}^L}{2\sqrt{2N_c}} \phi_{\parallel}, & \phi_{K^*}^t(x) &= \frac{f_{K^*}^T}{2\sqrt{2N_c}} h_{\parallel}^{(t)}, & \phi_{K^*}^s(x) &= \frac{f_{K^*}^T}{4\sqrt{2N_c}} \frac{d}{dx} h_{\parallel}^{(s)} \\ \phi_{K^*}^T(x) &= \frac{f_{K^*}^T}{2\sqrt{2N_c}} \phi_{\perp}, & \phi_{K^*}^v(x) &= \frac{f_{K^*}^L}{2\sqrt{2N_c}} g_{\perp}^{(v)}, & \phi_{K^*}^a(x) &= \frac{f_{K^*}^L}{8\sqrt{2N_c}} \frac{d}{dx} g_{\perp}^{(a)} \end{aligned} \quad (110)$$

here we use $\epsilon_{0123} = 1$ and set the normalization condition about $\phi_i = \{\phi_{\parallel}, \phi_{\perp}, g_{\perp}^{(v)}, g_{\perp}^{(a)}, h_{\parallel}^{(t)}, h_{\parallel}^{(s)}\}$ as

$$\int_0^1 dx \phi_i(x) = 1. \quad (111)$$

References

- [1] K. Hagiwara *et al.* [Particle Data Group Collaboration], Phys. Rev. D **66**, 010001 (2002).
- [2] K. Abe *et al.* [Belle Collaboration], Phys. Rev. Lett. **91**, 261602 (2003) [arXiv:hep-ex/0308035].
- [3] B. Aubert *et al.* [BABAR Collaboration], arXiv:hep-ex/0403026.
- [4] M. Nakao, arXiv:hep-ex/0402042.
- [5] P. Tan *et al.* [BABAR Collaboration], APS Meeting, April 2004
- [6] E. Golowich and S. Pakvasa, Phys. Rev. D **51**, 1215 (1995) [arXiv:hep-ph/9408370].
- [7] N. G. Deshpande, X. G. He and J. Trampetic, Phys. Lett. B **367**, 362 (1996).
- [8] A. L. Kagan and M. Neubert, Phys. Lett. B **539**, 227 (2002) [arXiv:hep-ph/0110078].
- [9] C. Jessop, SLAC-PUB-9610
- [10] A. J. Buras, A. Czarnecki, M. Misiak and J. Urban, Nucl. Phys. B **631**, 219 (2002) [arXiv:hep-ph/0203135].
- [11] M. Nagashima and H. n. Li, Phys. Rev. D **67**, 034001 (2003) [arXiv:hep-ph/0210173].
- [12] H. n. Li and H. L. Yu, Phys. Rev. D **53**, 2480 (1996) [arXiv:hep-ph/9411308].
- [13] J. C. Collins and D. E. Soper, Nucl. Phys. B **193**, 381 (1981) [Erratum-ibid. B **213**, 545 (1983)].
- [14] J. Botts and G. Sterman, Nucl. Phys. B **325**, 62 (1989).
- [15] H. n. Li and G. Sterman, Nucl. Phys. B **381**, 129 (1992).
- [16] H. n. Li, Phys. Rev. D **66**, 094010 (2002) [arXiv:hep-ph/0102013].
- [17] T. Kurimoto, H. n. Li and A. I. Sanda, Phys. Rev. D **65**, 014007 (2002) [arXiv:hep-ph/0105003].
- [18] J. C. Collins and G. Sterman, Nucl. Phys. B **185** (1981) 172.
- [19] A. J. Buras, arXiv:hep-ph/9806471.

- [20] M. Bauer and M. Wirbel, *Z. Phys. C* **42**, 671 (1989).
- [21] Y. Y. Keum, H. n. Li and A. I. Sanda, *Phys. Lett. B* **504**, 6 (2001) [arXiv:hep-ph/0004004].
- [22] P. Ball and V. M. Braun, *Nucl. Phys. B* **543** (1999) 201 [arXiv:hep-ph/9810475].
- [23] P. Ball and M. Boglione, *Phys. Rev. D* **68**, 094006 (2003) [arXiv:hep-ph/0307337].
- [24] M. Bander, D. Silverman and A. Soni, *Phys. Rev. Lett.* **43**, 242 (1979).
- [25] J. Liu and Y. P. Yao, *Phys. Rev. D* **42**, 1485 (1990).
- [26] H. Simma and D. Wyler, *Nucl. Phys. B* **344**, 283 (1990).
- [27] H. n. Li and G. L. Lin, *Phys. Rev. D* **60**, 054001 (1999) [arXiv:hep-ph/9812508].
- [28] R. L. Anderson *et al.*, *Phys. Rev. Lett.* **38**, 263 (1977).
- [29] E. Paul, BONN-HE-81-26 *Invited talk given at 10th Int. Symp. on Lepton and Photon Interactions at High Energy, Bonn, West Germany, Aug 24-29, 1981*
- [30] M. Beneke, T. Feldmann and D. Seidel, *Nucl. Phys. B* **612**, 25 (2001) [arXiv:hep-ph/0106067].
- [31] P. Ball and V. M. Braun, *Phys. Rev. D* **58**, 094016 (1998) [arXiv:hep-ph/9805422].
- [32] L. Del Debbio, J. M. Flynn, L. Lellouch and J. Nieves [UKQCD Collaboration], *Phys. Lett. B* **416**, 392 (1998) [arXiv:hep-lat/9708008].
- [33] A. Ali and A. Y. Parkhomenko, *Eur. Phys. J. C* **23**, 89 (2002) [arXiv:hep-ph/0105302].
- [34] S. W. Bosch, arXiv:hep-ph/0208203.
- [35] S. W. Bosch and G. Buchalla, *Nucl. Phys. B* **621**, 459 (2002) [arXiv:hep-ph/0106081].
- [36] Y. Y. Keum, H. N. Li and A. I. Sanda, *Phys. Rev. D* **63** (2001) 054008 [arXiv:hep-ph/0004173].
- [37] C. H. Chen and C. Q. Geng, *Nucl. Phys. B* **636**, 338 (2002) [arXiv:hep-ph/0203003].