

CP violation in selectron cascade decays

$$\tilde{e}_L \rightarrow e\tilde{\chi}_2^0 \rightarrow e\tilde{\chi}_1^0\mu^+\mu^-$$

J. A. Aguilar–Saavedra

*Departamento de Física and GTFP,
Instituto Superior Técnico, P-1049-001 Lisboa, Portugal*

Abstract

Selectron decays constitute a source of 100% polarised neutralinos, whose helicity is fixed by the charge and “chirality” of the decaying selectron. In SUSY scenarios where the second neutralino $\tilde{\chi}_2^0$ has three-body decays, the cascade decay $\tilde{e}_L \rightarrow e\tilde{\chi}_2^0 \rightarrow e\tilde{\chi}_1^0\mu^+\mu^-$ provides a clean place to study CP violation in the neutralino sector, through the analysis of CP-violating asymmetries involving the $\tilde{\chi}_2^0$ spin \vec{s} and the momenta of the two muons. We show that a CP-violating asymmetry in the triple product $\vec{s} \cdot (\vec{p}_{\mu^-} \times \vec{p}_{\mu^+})$ could be observable at a 800 GeV linear collider provided the gaugino mass M_1 has a large phase at the electroweak scale.

1 Introduction

Supersymmetric theories [1–3] are perhaps the best motivated extensions of the standard model (SM). If supersymmetry (SUSY) is realised in nature it must be broken, possibly at a relatively low energy scale. SUSY-breaking interactions are usually assumed to be flavour-blind, at least approximately. Otherwise, they would lead to unacceptable rates for flavour-changing neutral currents. Analogously, large phases in the SUSY-breaking terms of the Lagrangian give supersymmetric contributions to electric dipole moments (EDMs) far above present limits. For a relatively light SUSY spectrum, the only solutions to overcome this problem are, either assume that all SUSY-breaking parameters have very small phases (or are real), or to arrange cancellations among the different contributions to EDMs to satisfy experimental limits [4–6].

Although the assumption that SUSY-breaking terms are real is conceptually simpler and more attractive, the possibility of large phases and apparently “fine-tuned” internal cancellations must not be discarded. Indeed, in quantum field theory the Lagrangian parameters are complex in general, unless there is some argument (*e.g.* hermiticity of

the Lagrangian or some symmetry) requiring them to be real. Thus, setting the phases of SUSY-breaking terms to zero “by hand” may also be regarded as fine tuning, in the absence of a symmetry principle to explain why these terms must be (approximately) real. The possibility of large SUSY CP-violating phases makes compulsory to explore their effects in phenomenology, in order to find out their presence and determine their magnitude.

In this Letter we are interested in the direct observation of CP violation due to supersymmetric CP phases, rather than in their effect in CP-conserving quantities such as cross sections and decay widths (see for instance Refs. [7–10]). We restrict ourselves to the minimal supersymmetric standard model and focus on the neutralino sector, studying CP asymmetries in the cascade decay $\tilde{e}_L^\pm \rightarrow e^\pm \tilde{\chi}_2^0 \rightarrow e^\pm \tilde{\chi}_1^0 \mu^+ \mu^-$. The $\tilde{\chi}_2^0$ produced in \tilde{e}_L^\pm decays are 100% polarised, having negative helicity in $\tilde{e}_L^- \rightarrow e^- \tilde{\chi}_2^0$ and positive helicity in $\tilde{e}_L^+ \rightarrow e^+ \tilde{\chi}_2^0$. Having perfect $\tilde{\chi}_2^0$ polarisation is obviously a great advantage for the study of angular correlations involving the $\tilde{\chi}_2^0$ spin [11], and in particular for the study of CP asymmetries. Selectrons will be discovered at LHC [12] if they have masses of a few hundred GeV, but the large backgrounds present make it impossible a detailed study of their properties, which must be carried out at a e^+e^- collider. Therefore, as source for left selectrons we consider $\tilde{e}_L \tilde{e}_L$ and $\tilde{e}_R \tilde{e}_L$ production in the processes

$$\begin{aligned}
e^+e^- &\rightarrow \tilde{e}_L^+ \tilde{e}_L^- \rightarrow e^+ \tilde{\chi}_1^0 e^- \tilde{\chi}_2^0 \rightarrow e^+ \tilde{\chi}_1^0 e^- \tilde{\chi}_1^0 \mu^+ \mu^-, \\
e^+e^- &\rightarrow \tilde{e}_L^+ \tilde{e}_L^- \rightarrow e^+ \tilde{\chi}_2^0 e^- \tilde{\chi}_1^0 \rightarrow e^+ \tilde{\chi}_1^0 \mu^+ \mu^- e^- \tilde{\chi}_1^0, \\
e^+e^- &\rightarrow \tilde{e}_R^+ \tilde{e}_L^- \rightarrow e^+ \tilde{\chi}_1^0 e^- \tilde{\chi}_2^0 \rightarrow e^+ \tilde{\chi}_1^0 e^- \tilde{\chi}_1^0 \mu^+ \mu^-, \\
e^+e^- &\rightarrow \tilde{e}_R^- \tilde{e}_L^+ \rightarrow e^- \tilde{\chi}_1^0 e^+ \tilde{\chi}_2^0 \rightarrow e^- \tilde{\chi}_1^0 e^+ \tilde{\chi}_1^0 \mu^+ \mu^-.
\end{aligned} \tag{1}$$

In these processes all final state momenta can be determined, and the selectron and neutralino rest frames can be reconstructed [13], allowing the study of CP asymmetries involving the $\tilde{\chi}_2^0$ spin \vec{s} and the momenta of μ^+ , μ^- in the $\tilde{\chi}_2^0$ rest frame. We do not consider $\tilde{e}_R^+ \tilde{e}_R^-$ production with one selectron decaying to $e \tilde{\chi}_2^0$, because the branching ratio of this decay is very small in general. We discuss SUSY scenarios where the second neutralino has three-body decays, in which case it is possible to have a CP asymmetry in the triple product $\vec{s} \cdot (\vec{p}_{\mu^-} \times \vec{p}_{\mu^+})$ of order 0.1. In scenarios with two-body decays $\tilde{\chi}_2^0 \rightarrow \chi_1^0 Z$ the asymmetry is of order 0.02, and when two-body decays to sfermions dominate it is negligible. We consider a CM energy $E_{\text{CM}} = 800$ GeV, as proposed for a TESLA upgrade. At this CM energy, the cross sections for \tilde{e}_L production are higher than at 500 GeV due to the smaller destructive interference between s - and t -channel

contributions and the larger phase space available.

2 Decay of $\tilde{\chi}_2^0$ and CP asymmetries

The decays of the second neutralino $\tilde{\chi}_2^0 \rightarrow \tilde{\chi}_1^0 f \bar{f}$ are mediated by the Feynman diagrams in Fig. 1. (The diagrams in Fig. 1b with neutral scalars are negligible except for $f = t, b, \tau$ because they are proportional to the fermion Yukawa couplings.) In this work we are interested in the final state with $\bar{f}f = \mu^+\mu^-$, in which the energies, momenta and charge of both particles can be measured. The decay channel with $\bar{f}f = e^+e^-$ shares these properties, but the multiplicity of electrons in the final state makes it difficult to identify the ones resulting from the $\tilde{\chi}_2^0$ decay. The $\bar{b}b$ final state is also interesting for its large branching ratio, but the b tagging efficiency reduces the signal to the same cross section of the $\mu^+\mu^-$ channel.

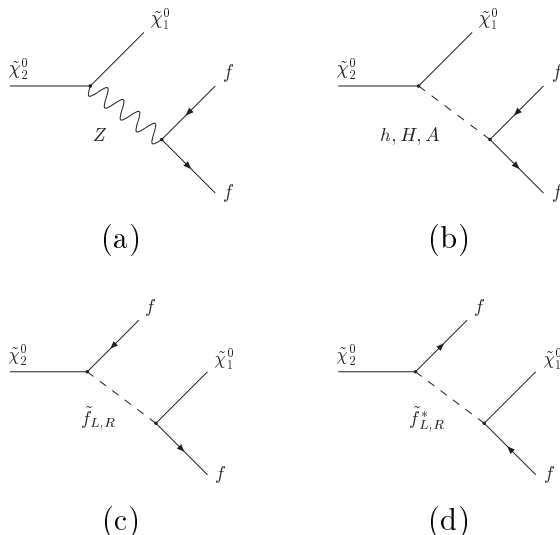


Figure 1: Feynman diagrams for the decay $\tilde{\chi}_2^0 \rightarrow \tilde{\chi}_1^0 f \bar{f}$, mediated by Z bosons (a), neutral Higgs bosons (b), and scalar fermions (c and d).

We consider SUSY scenarios where the second neutralino has three-body decays. This happens when all sleptons are heavier than $\tilde{\chi}_2^0$ and $m_{\tilde{\chi}_2^0} < M_Z + m_{\tilde{\chi}_1^0}$. For definiteness, we choose a scenario similar to SPS1a in Ref. [15] but with a heavier sfermion spectrum and complex phases in M_1 and μ . In this scenario $\tilde{\chi}_1^0$ and $\tilde{\chi}_2^0$ are gaugino-like. The low-energy parameters (at the scale M_Z) most relevant for our analysis are collected in Table 1. For $\phi_1 = \phi_\mu = 0$, these parameters approximately correspond

to $m_{1/2} = 250$ GeV, $m_{\tilde{E}} = m_{\tilde{L}} = m_{H_i} = 200$ GeV, $A_E = -200$ GeV at the unification scale, and $\tan\beta = 10$. We use **SPheno** [14] to calculate sparticle masses and mixings, as well as some decay widths. Neutralino masses slightly depend on ϕ_1 and ϕ_μ . For $\phi_1 = \phi_\mu = 0$ they are $m_{\tilde{\chi}_1^0} = 99$ GeV, $m_{\tilde{\chi}_2^0} = 178$ GeV, $m_{\tilde{\chi}_3^0} = 384$ GeV, $m_{\tilde{\chi}_4^0} = 400$ GeV, $m_{\tilde{\chi}_1^-} = 177$ GeV, and for other values of ϕ_1 they differ up to ± 2 GeV. The relevant branching ratios (taking $\phi_1 = \phi_\mu = 0$) are $\text{Br}(\tilde{e}_L \rightarrow e \tilde{\chi}_1^0) = 0.18$, $\text{Br}(\tilde{e}_R \rightarrow e \tilde{\chi}_1^0) = 0.998$, $\text{Br}(\tilde{e}_L \rightarrow e \tilde{\chi}_2^0) = 0.30$, $\text{Br}(\tilde{\chi}_2^0 \rightarrow \tilde{\chi}_1^0 \mu^+ \mu^-) = 0.035$.

Parameter	Value
M_1	102.0 $e^{i\phi_1}$
M_2	192.0
μ	377.5 $e^{i\phi_\mu}$
$\tan\beta$	10
$m_{\tilde{e}_R}, m_{\tilde{\mu}_R}$	224.0
$m_{\tilde{e}_L}, m_{\tilde{\mu}_L}$	264.5
$m_{\tilde{\nu}_e}$	252.4

Table 1: Low-energy parameters (at the scale M_Z) for the SUSY scenario used. The dimensionful parameters are in GeV.

CP violation in the neutralino mixing matrix arises when the phases of M_1 and/or μ are different from $0, \pi$. These phases generally lead to large supersymmetric contributions to EDMs. If the squark spectrum (which does not play any role in our analysis) is heavy enough, experimental limits on the neutron and Mercury EDMs are satisfied. On the other hand, for the values for selectron masses under consideration, the experimental bound on the electron EDM d_e imposes a severe constraint on the allowed region in the (ϕ_1, ϕ_μ) plane. Using the expressions for d_e in Ref. [16], we find that for each ϕ_1 between 0 and 2π there exist two narrow intervals for ϕ_μ (one with values $\phi_\mu \sim 0$ and the other with values $\phi_\mu \sim \pi$) in which the neutralino and chargino contributions to d_e cancel, resulting in a value compatible with the experimental limit $d_e^{\text{exp}} = (0.079 \pm 0.074) \times 10^{-26} e \text{ cm}$ [17]. (For instance, for $\phi_1 = \pi/2$ we find $\phi_\mu \simeq -0.12$ or $\phi_\mu \simeq 3.21$.) Therefore, in principle it is possible to have any phase ϕ_1 , though with a strong correlation with ϕ_μ . Of course, if ϕ_1 and ϕ_μ are experimentally found to be non-vanishing, a satisfactory explanation will be necessary for this correlation, which apparently would be a “fine tuning” of their values [18].

Let us discuss which asymmetries may be defined in the $\tilde{\chi}_2^0$ decay. In the $\tilde{\chi}_2^0$ rest

frame, the decay looks as depicted in Fig. 2, with \vec{s} the $\tilde{\chi}_2^0$ spin and the 3-momenta in obvious notation. Under CP, the spin and momenta transform as:

$$\vec{s} \rightarrow \vec{s}, \quad \vec{p}_{\mu^+} \rightarrow -\vec{p}_{\mu^-}, \quad \vec{p}_{\mu^-} \rightarrow -\vec{p}_{\mu^+}, \quad \vec{p}_{\tilde{\chi}_1^0} \rightarrow -\vec{p}_{\tilde{\chi}_1^0}. \quad (2)$$

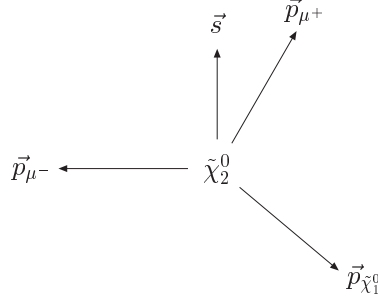


Figure 2: Schematic picture of the $\tilde{\chi}_2^0$ decay in its rest frame.

Using these vectors, we can build the CP-odd quantities

$$\begin{aligned} Q_1 &= \vec{s} \cdot (\vec{p}_{\mu^-} \times \vec{p}_{\mu^+}), \\ Q_2 &= \vec{s} \cdot (\vec{p}_{\mu^-} + \vec{p}_{\mu^+}). \end{aligned} \quad (3)$$

Several other CP-odd quantities can also be constructed involving higher powers of the momenta or using the energies, e.g. we can define $Q_3 = (E_{\mu^-} - E_{\mu^+})$, which is also odd under CP. For Q_{1-3} we construct the asymmetries

$$A_i \equiv \frac{N(Q_i > 0) - N(Q_i < 0)}{N(Q_i > 0) + N(Q_i < 0)}, \quad (4)$$

where N denotes the number of events. Since $\tilde{\chi}_2^0$ and $\tilde{\chi}_1^0$ are Majorana particles, these asymmetries must vanish if CP is conserved. Hence, they are genuine signals of CP violation. We note that $Q_{2,3}$ are even under “naive” time reversal T. This implies that $A_{2,3}$ need the presence of absorptive CP-conserving phases in the amplitude in order to be nonvanishing [19]. CP-conserving phases appear in loop diagrams with on-shell propagators, through final state interactions or from the widths of intermediate unstable particles (the phases originated by particle widths are usually tiny). In $\tilde{\chi}_2^0$ decay, T-even asymmetries like $A_{2,3}$ can result from the interference of a dominant tree-level and a subleading loop diagram mediating the decay and are expected to be small. On the other hand Q_1 is T-odd, thus a relatively large asymmetry A_1 can be generated at the tree level, without the need of an absorptive phase. Our analysis is centred in the asymmetry A_1 .

3 Generation of the signals

We calculate the matrix element for the resonant processes in Eqs. (1) using `HELAS` [20], so as to include all spin correlations and finite width effects. The relevant terms of the Lagrangian and conventions used can be found in Refs. [13, 33]. We assume a CM energy of 800 GeV, with e^- polarisation $P_{e^-} = -0.8$ and e^+ polarisation $P_{e^+} = 0.6$, and an integrated luminosity of 534 fb^{-1} per year [21]. Beam polarisation does not have any effect on the asymmetries, which are defined for \tilde{e}_L decays independently of the production mechanism, but increases the total signal cross sections. In our calculation we take into account the effects of initial state radiation (ISR) [22] and beamstrahlung [23, 24]. For the latter we use the design parameters $\Upsilon = 0.09$, $N = 1.51$ [21].¹ We also include a beam energy spread of 1%.

In order to simulate the calorimeter and tracking resolution, we perform a Gaussian smearing of the energies of electrons (e) and muons (μ) using the specifications in the TESLA Technical Design Report [25]

$$\frac{\Delta E^e}{E^e} = \frac{10\%}{\sqrt{E^e}} \oplus 1\% , \quad \frac{\Delta E^\mu}{E^\mu} = 0.02\% E^\mu , \quad (5)$$

where the energies are in GeV and the two terms are added in quadrature. We apply “detector” cuts on transverse momenta, $p_T \geq 10 \text{ GeV}$, and pseudorapidities $|\eta| \leq 2.5$, the latter corresponding to polar angles $10^\circ \leq \theta \leq 170^\circ$. We also reject events in which the leptons are not isolated, requiring a “lego-plot” separation $\Delta R = \sqrt{\Delta\eta^2 + \Delta\phi^2} \geq 0.4$. We do not require specific trigger conditions, and we assume that the presence of charged leptons with high transverse momentum will suffice. For the Monte Carlo integration in 8-body phase space we use `RAMBO` [26].

The reconstruction of the final state momenta is done with the procedure described in detail in Ref. [13], with some modifications. In general, it is necessary to have as many kinematical relations as unknown variables in order to determine the momenta of the undetected particles. In our case, there are 8 unknowns (the 4 components of the two $\tilde{\chi}_1^0$ momenta) and 8 constraints. These are derived from energy and momentum conservation (4 constraints), from the fact that the two $\tilde{\chi}_1^0$ are on shell (two constraints), from the kinematics of the decay of the $\tilde{\chi}_2^0$ (one constraint). The last constraint comes from the hypothesis that in e^+e^- collisions two particles are produced, either with the same mass or having a squared mass difference equal to $m_{\tilde{e}_L}^2 - m_{\tilde{e}_R}^2$. The reconstruction is attempted for both cases, considering different effective CM energies

¹The actual expressions for ISR and beamstrahlung used in our calculation can be found in Ref. [13].

$E_{\text{eff}} < E_{\text{CM}}$ (to partially take into account ISR and beamstrahlung effects), selecting the one which gives reconstructed selectron masses closest to their actual values which can be measured in other processes [27–30]. If the event does not reasonably fit into any of the two possibilities, it is discarded. The identification of $\tilde{e}_L\tilde{e}_L$ versus $\tilde{e}_R\tilde{e}_L$ production is successful in most cases, with a good “tagging” 80% of the time for $\tilde{e}_L\tilde{e}_L$ and 70% for $\tilde{e}_R\tilde{e}_L$. We note that these processes are topologically very similar, being the only difference the selectron energies in CM frame (and thus the magnitude of their 3-momentum). In the former process, both selectron energies are 400 GeV, whereas in the latter they are 412 GeV for \tilde{e}_L , 388 GeV for \tilde{e}_R .

The reconstruction procedure determines the momenta of the two unobserved $\tilde{\chi}_1^0$, identifying for $\tilde{e}_L^+\tilde{e}_L^-$ whether the selectron pair has decayed in the channel $\tilde{e}_L^+ \rightarrow e^+\tilde{\chi}_1^0$, $\tilde{e}_L^- \rightarrow e^-\tilde{\chi}_2^0 \rightarrow e^-\tilde{\chi}_1^0\mu^+\mu^-$ or, on the contrary, in the channel $\tilde{e}_L^+ \rightarrow e^+\tilde{\chi}_2^0 \rightarrow e^+\tilde{\chi}_1^0\mu^+\mu^-$, $\tilde{e}_L^- \rightarrow e^-\tilde{\chi}_1^0$. The knowledge of all final state momenta, as well as the identification of the particles resulting from each decay, allows us to construct various mass, angular and energy distributions [11], and in particular the determination of the selectron and $\tilde{\chi}_2^0$ rest frames. In each event, the $\tilde{\chi}_2^0$ spin direction \vec{s} can be found as follows: If the $\tilde{\chi}_2^0$ results from the decay of a \tilde{e}_L^- , it has negative helicity, so its spin direction is $\vec{s} = -\vec{p}$, with \vec{p} the $\tilde{\chi}_2^0$ momentum in the \tilde{e}_L^- rest frame. If the $\tilde{\chi}_2^0$ results from the decay of a \tilde{e}_L^+ , it has positive helicity and its spin direction is $\vec{s} = \vec{p}$, with \vec{p} the $\tilde{\chi}_2^0$ momentum in the \tilde{e}_L^+ rest frame.

Finally, it is necessary to discuss the possible SM and SUSY backgrounds to our signal. The relevant SUSY backgrounds are sneutrino and $\tilde{\chi}_2^0$ pair production, in the decay channels

$$\begin{aligned}
e^+e^- &\rightarrow \tilde{\nu}_e^*\tilde{\nu}_e \rightarrow e^+\tilde{\chi}_1^- e^-\tilde{\chi}_1^+ \rightarrow e^+\tilde{\chi}_1^0\mu^-\bar{\nu}_\mu e^-\tilde{\chi}_1^0\mu^+\nu_\mu, \\
e^+e^- &\rightarrow \tilde{\nu}_e^*\tilde{\nu}_e \rightarrow e^+\tilde{\chi}_1^- \nu_e \tilde{\chi}_2^0 \rightarrow e^+\tilde{\chi}_1^0 e^-\bar{\nu}_e \nu_e \tilde{\chi}_1^0\mu^+\mu^-, \\
e^+e^- &\rightarrow \tilde{\chi}_2^0\tilde{\chi}_2^0 \rightarrow \tilde{\chi}_1^0 e^+ e^- \tilde{\chi}_1^0\mu^+\mu^-.
\end{aligned} \tag{6}$$

In sneutrino pair production the $\tilde{\chi}_1^-\tilde{\chi}_1^+$ decay channel has a larger branching ratio, with $\text{Br}(\tilde{\nu} \rightarrow e^-\tilde{\chi}_1^+) = 0.52$, $\text{Br}(\tilde{\chi}_1^+ \rightarrow \tilde{\chi}_1^0 e^+ \nu) = 0.1$, while for the $\tilde{\chi}_1^-\tilde{\chi}_2^0$ mode $\text{Br}(\tilde{\nu} \rightarrow \nu\tilde{\chi}_2^0) = 0.22$, $\text{Br}(\tilde{\chi}_2^0 \rightarrow \tilde{\chi}_1^0\mu^+\mu^-) = 0.035$. We have calculated the three processes in the same way described for selectron pair production, and include them in our results. The cross sections of these backgrounds turn out to be 4 times larger than the signals, but can be reduced with the reconstruction of the final state momenta. The reconstruction method applied for the signal partially eliminates the three backgrounds. The first and third ones are further reduced applying a reconstruction procedure specific

for each case (not discussed here for brevity) and requiring that signal and background events do not have a kinematics similar to sneutrino or $\tilde{\chi}_2^0$ pair production.² This is not possible for the second background in Eq. (6) due to the different kinematics of the process. A cut requiring transverse energy $H_T > 200$ GeV is applied as well. Other SUSY backgrounds like $e^+e^- \rightarrow \tilde{\chi}_1^\pm \chi_2^\mp \rightarrow \chi_1^+ \chi_1^- Z \rightarrow e^+e^- \mu^+ \mu^- \nu \bar{\nu} \tilde{\chi}_1^0 \tilde{\chi}_1^0$ (involving several decay channels which lead to the same final state of $e^+e^- \mu^+ \mu^-$ plus missing energy and momentum) are much smaller, with cross sections smaller than 0.01 fb. The SM background is given by six fermion production $e^+e^- \rightarrow e^+e^- \mu^+ \mu^- \nu \bar{\nu}$. Its cross section is below 0.3 fb [31] and with kinematical cuts can be eliminated more easily than SUSY backgrounds.

4 Numerical results

We first examine the possible values that this asymmetry may take in connection with EDM constraints. In Fig. 3 we show its dependence on the two phases ϕ_1, ϕ_μ (these plots are calculated with the Monte Carlo described in last section, but assuming perfect momenta reconstruction and particle identification, and without any kinematical nor detector cuts). For ϕ_1 sufficiently large A_1 reaches values of ± 0.13 , while for $\phi_1 = 0$ the asymmetry is negligible independently of ϕ_μ .³ The dependence of the cross section on these two phases is plotted in Fig. 4. Our approach is then as follows: for each value of ϕ_1 , we know from the discussion in Section 2 that there is an allowed interval of ϕ_μ (which we may take with $|\phi_\mu| \lesssim 0.12$) in which the electron EDM does not exceed the experimental bound. We then calculate A_1 for this ϕ_1 , but taking $\phi_\mu = 0$, since the asymmetry is almost independent of the latter phase and the effect on the cross section is also rather small for $|\phi_\mu| \lesssim 0.12$.

The cross sections for $\phi_1 = 0$ of the different processes in Eqs. (1,6) are collected in Table 4, before and after final state momenta reconstruction and kinematical cuts. All figures include the various corrections discussed in the previous section. The reconstruction of the signal and backgrounds allows us to reduce the latter by a factor of 20,

²In the $\tilde{\chi}_1^- \tilde{\chi}_1^+$ channel only the momenta of each $\nu \tilde{\chi}_1^0$ pair can be determined, but that is enough to obtain the chargino and sneutrino momenta.

³The main contribution to the asymmetry comes from the interference between the Z diagram in Fig. 1a and the diagrams with μ_R exchange in Fig. 1c and 1d. We note that the Z contribution alone produces an asymmetry $A_1 = 0.021$ without the need of interference, but the asymmetry is much larger when the rest of diagrams are included.

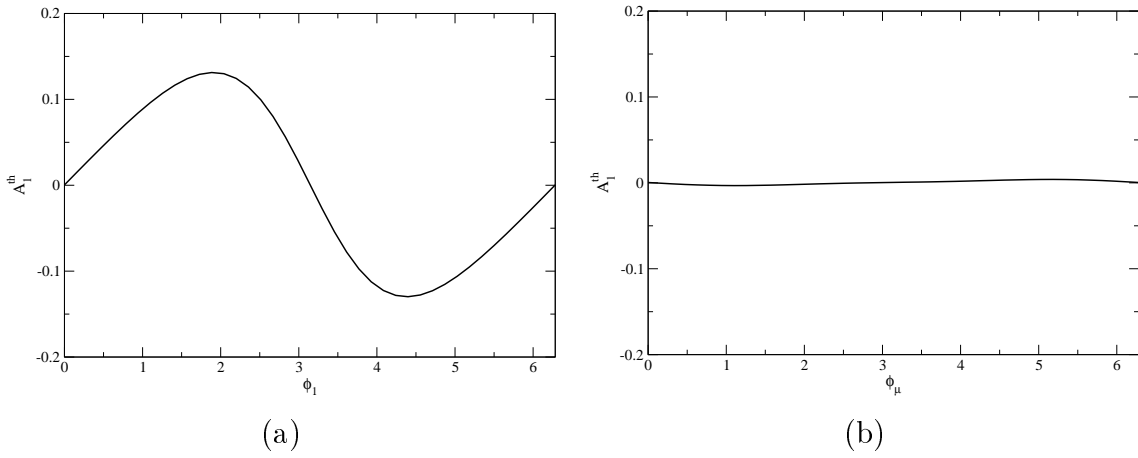


Figure 3: Theoretical value of A_1 as a function of ϕ_1 , for $\phi_\mu = 0$ (a) and as a function of ϕ_μ , for $\phi_1 = 0$ (b).

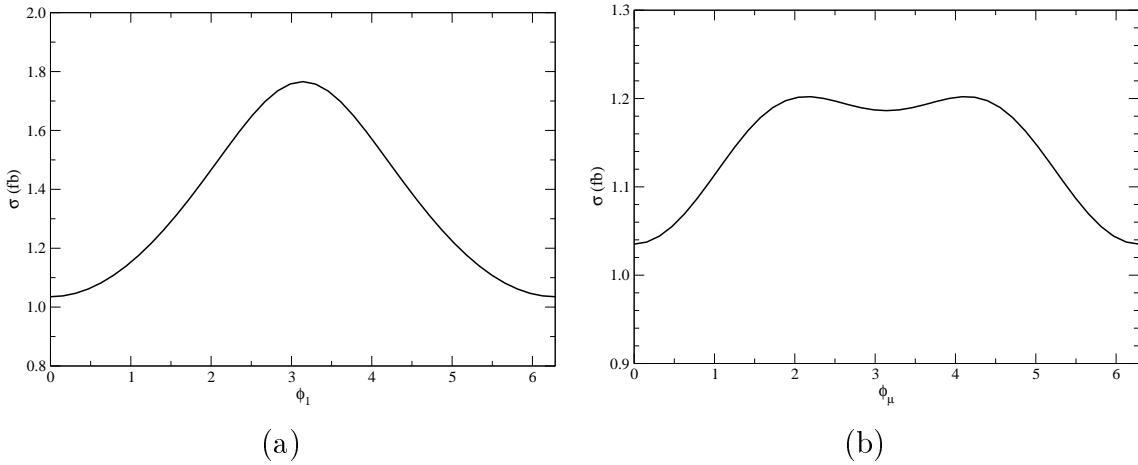


Figure 4: Total cross section (without ISR, beamstrahlung and beam spread effects, and without any kinematical cuts) as a function of ϕ_1 , for $\phi_\mu = 0$ (a) and as a function of ϕ_μ , for $\phi_1 = 0$ (b).

while keeping 80% of the signal. We define the normalised quantity $\hat{Q}_1 = \vec{s} \cdot (\hat{p}_{\mu^-} \times \hat{p}_{\mu^+})$, using unit vectors in the direction of the muon momenta, so that $-1 \leq \hat{Q}_1 \leq 1$. The kinematical distribution of \hat{Q}_1 for the signals is shown in Fig. 5, taking $\phi_1 = 0$ and $\phi_1 = \pi/2$. We have normalised the $\tilde{e}_L^+ \tilde{e}_L^-$ cross sections to unity, and the $\tilde{e}_R^\pm \tilde{e}_L^\mp$ ones to 1/3. In this plot we take into account ISR, beamstrahlung, beam spread and detector effects. The \hat{Q}_1 distribution already shows that the asymmetry is a real dynamical effect and is not a fake asymmetry caused by “detector” cuts applied in phase space.

In our calculation we find that for $\phi_1 = \pi/2$ the relative difference between the phase space volumes of the two hemispheres (with $\hat{Q}_1 < 0$ and $\hat{Q}_1 > 0$) is negligible, of 3.1×10^{-4} for $\tilde{e}_L^+ \tilde{e}_L^-$ and 6.9×10^{-4} for $\tilde{e}_R^\pm \tilde{e}_L^\mp$. We note that this is not the case for the asymmetry A_2 . Even in the CP-conserving case with $\phi_1 = 0$ a fake asymmetry $A_2 = -0.055$ is generated just by phase space cuts, and might obscure the observation of a real CP asymmetry, which is expected to be very small in this case.

	Before	After
$\tilde{e}_L^+ \tilde{e}_L^-$	0.21	0.18
$\tilde{e}_R^+ \tilde{e}_L^-$	0.061	0.046
$\tilde{e}_L^+ \tilde{e}_R^-$	0.027	0.021
$\tilde{\nu}^* \tilde{\nu} (\tilde{\chi}_1^- \tilde{\chi}_1^+)$	0.99	0.039
$\tilde{\nu}^* \tilde{\nu} (\tilde{\chi}_1^- \tilde{\chi}_2^0)$	0.24	0.011
$\tilde{\chi}_2^0 \tilde{\chi}_2^0$	0.11	0.0081

Table 2: Cross sections (in fb) before and after signal reconstruction and kinematical cuts of the processes in Eqs. (1,6).

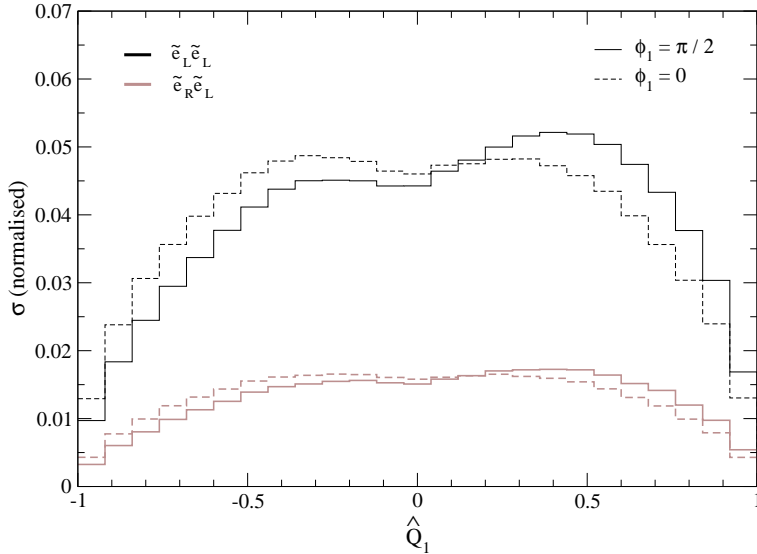


Figure 5: Kinematical distribution of the normalised triple product \hat{Q}_1 .

The difference between the distributions for the two values of the phase is smaller for the $\tilde{e}_R \tilde{e}_L$ signals. This is because the reconstruction procedure has a smaller efficiency for the correct identification of $\tilde{e}_R^\pm \tilde{e}_L^\mp$ events, leading to a small washing-out of the

asymmetry. For $\phi_1 = \pi/2$, we have for $\tilde{e}_L^+ \tilde{e}_L^-$ the value $A_1 = 0.110$, while for $\tilde{e}_R^+ \tilde{e}_L^-$ and $\tilde{e}_R^- \tilde{e}_L^+$ we find $A_1 = 0.098$, $A_1 = 0.099$, respectively. The total asymmetry A_1 as a function of ϕ_1 is plotted in Fig. 6a, including the backgrounds in Eqs. (6), which have vanishing CP asymmetry, as well as ISR, beamstrahlung, beam spread and detector effects. The shaded region represents the statistical error for two years of running, with a luminosity of 534 fb^{-1} per year. The cross section also exhibits a strong dependence on ϕ_1 , as can be observed in Fig. 6b. Nevertheless, the measurement of the cross section is not likely to provide any information on the phase ϕ_1 , due to the multiple theoretical uncertainties present regarding the neutralino mixing matrix, sparticle masses, scale dependence, etc.

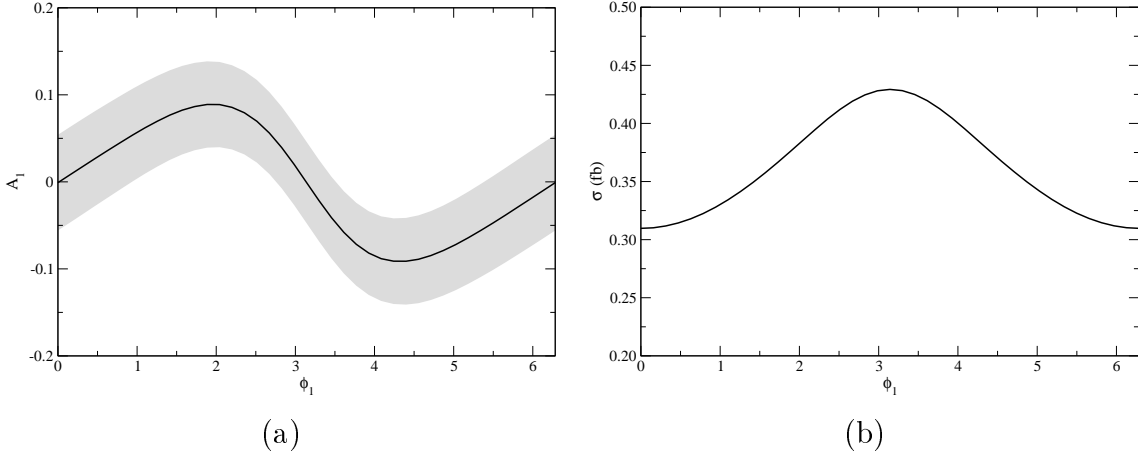


Figure 6: (a) Asymmetry A_1 as a function of the phase ϕ_1 . The shaded region represents the statistical error for two years of running. (b) Total cross section for $e^+e^- \rightarrow \tilde{e}_{L,R}^\pm \tilde{e}_L^\mp \rightarrow e^+e^- \mu^+ \mu^- \tilde{\chi}_1^0 \tilde{\chi}_1^0$ as a function of ϕ_1 . In both cases the backgrounds from $\tilde{\nu}^* \tilde{\nu}$ and $\tilde{\chi}_2^0 \tilde{\chi}_2^0$ production are included.

5 Summary

In this work we have shown that a CP asymmetry in selectron cascade decays $\tilde{e}_L \rightarrow e \tilde{\chi}_2^0 \rightarrow e \tilde{\chi}_1^0 \mu^+ \mu^-$ can be observable in SUSY scenarios where $\tilde{\chi}_2^0$ has three-body decays, if there is a large nonzero phase ϕ_1 in the gaugino mass M_1 . The key features for the observation of the CP asymmetry are: (i) the neutralinos produced from selectron decays are 100% polarised; (ii) all final state momenta can be accurately reconstructed in the processes under consideration; (iii) this reconstruction allows us to eliminate

potentially dangerous backgrounds.

In SUSY scenarios with three-body decays of $\tilde{\chi}_2^0$, a sizeable \tilde{e}_L production can only take place at a TESLA upgrade with a CM energy of 800 GeV. We have selected one of such scenarios, with $\tilde{\chi}_1^0$ and $\tilde{\chi}_2^0$ gaugino-like, and shown that the CP asymmetry in the triple product $\vec{s} \cdot (\vec{p}_{\mu^-} \times \vec{p}_{\mu^+})$ could be up to $A_1 = \pm 0.1$ for large phases $\phi_1 \simeq \pm 2$. These asymmetries could be observable with 1.8 standard deviations after two years of running with the proposed luminosity. It can also be seen that in similar scenarios where $\tilde{\chi}_1^0$ and $\tilde{\chi}_2^0$ have larger Higgsino components the asymmetries could be even larger, and observable as well. The results here can be compared with the CP asymmetry in $\tilde{\chi}_1^0 \tilde{\chi}_2^0$ production [32] in the same SUSY scenario. This analysis will be presented elsewhere [33]. In $\tilde{\chi}_1^0 \tilde{\chi}_2^0$ production, although the cross section is much higher, the asymmetry is smaller and there are large backgrounds that further reduce it. The maximum statistical significance obtained for the asymmetry is 1.5σ when $\phi_1 = 3\pi/4$. At any rate these two processes are complementary, because the asymmetries have a different dependence on ϕ_1 in each case. For instance, the CP asymmetry in $\tilde{\chi}_1^0 \tilde{\chi}_2^0$ production almost vanishes for $\phi_1 = \pi/2$ and $\phi_1 = 3\pi/2$ [33], while in selectron cascade decays it is nearly maximal.

To conclude, we stress that the existence of CP-violating phases in SUSY-breaking terms of the Lagrangian is still an open question. In this paper we have focused on the phases ϕ_1 and ϕ_μ of the parameters M_1 and μ , respectively. Assuming a relatively light SUSY spectrum there are two alternative possibilities to explain the unobserved EDM of the electron: either M_1 and μ are approximately real or on the contrary they have large phases and there exist cancellations between neutralino and chargino contributions to the electron EDM. In this situation, the study of observables with a different functional dependence on ϕ_1 and ϕ_μ , as the CP asymmetry investigated here, is of great help in order to confirm one of the two hypotheses.

Acknowledgements

I thank A. Bartl, S. Hesselbach and A. M. Teixeira for collaboration at the initial stage of this work. This work has been supported by the European Community's Human Potential Programme under contract HTRN-CT-2000-00149 Physics at Colliders and by FCT through projects POCTI/FNU/43793/2002, CFIF-Plurianual (2/91) and grant SFRH/BPD/12603/2003.

References

- [1] H. P. Nilles, Phys. Rept. **110** (1984) 1
- [2] H. E. Haber and G. L. Kane, Phys. Rept. **117** (1985) 75
- [3] S. P. Martin, in “*Perspectives on supersymmetry*”, G. L. Kane (ed.), hep-ph/9709356
- [4] T. Ibrahim and P. Nath, Phys. Rev. D **57** (1998) 478 [Erratum-ibid. D **58** (1998) 019901, Erratum-ibid. D **60** (1999) 079903, Erratum-ibid. D **60** (1999) 019901]
- [5] T. Ibrahim and P. Nath, Phys. Rev. D **58** (1998) 111301 [Erratum-ibid. D **60** (1999) 099902]
- [6] M. Brhlik, G. J. Good and G. L. Kane, Phys. Rev. D **59** (1999) 115004
- [7] S. Y. Choi, A. Djouadi, M. Guchait, J. Kalinowski, H. S. Song and P. M. Zerwas, Eur. Phys. J. C **14** (2000) 535
- [8] S. Y. Choi, J. Kalinowski, G. Moortgat-Pick and P. M. Zerwas, Eur. Phys. J. C **22** (2001) 563 [Addendum-ibid. C **23** (2002) 769]
- [9] A. Bartl, K. Hidaka, T. Kernreiter and W. Porod, Phys. Rev. D **66** (2002) 115009
- [10] A. Bartl, S. Hesselbach, K. Hidaka, T. Kernreiter and W. Porod, Phys. Lett. B **573** (2003) 153
- [11] J. A. Aguilar-Saavedra, LC-TH-2003-098, hep-ph/0312140
- [12] F. del Aguila and L. Ametller, Phys. Lett. B **261** (1991) 326
- [13] J. A. Aguilar-Saavedra and A. M. Teixeira, Nucl. Phys. **B** 675, 70 (2003)
- [14] W. Porod, Comput. Phys. Commun. **153**, 275 (2003)
- [15] B. C. Allanach *et al.*, in *Proc. of the APS/DPF/DPB Summer Study on the Future of Particle Physics (Snowmass 2001)* ed. N. Graf, Eur. Phys. J. C **25**, 113 (2002) [eConf **C010630**, P125 (2001)]
- [16] R. Arnowitt, B. Dutta and Y. Santoso, Phys. Rev. D **64** (2001) 113010
- [17] K. Hagiwara *et al.*, Particle Data Group, Phys. Rev. **D66** (2002) 010001

- [18] T. Ibrahim and P. Nath, Phys. Rev. D **61** (2000) 093004
- [19] See for instance D. Atwood, S. Bar-Shalom, G. Eilam and A. Soni, Phys. Rept. **347** (2001) 1
- [20] E. Murayama, I. Watanabe and K. Hagiwara, KEK report 91-11, January 1992
- [21] International Linear Collider Technical Review Committee 2003 Report, <http://www.slac.stanford.edu/xorg/ilc-trc/2002/2002/report/03rep.htm>
- [22] M. Skrzypek and S. Jadach, Z. Phys. C **49** (1991) 577
- [23] M. Peskin, Linear Collider Collaboration Note LCC-0010, January 1999
- [24] K. Yokoya and P. Chen, SLAC-PUB-4935. *Presented at IEEE Particle Accelerator Conference, Chicago, Illinois, Mar 20-23, 1989*
- [25] G. Alexander *et al.*, TESLA Technical Design Report Part 4, DESY-01-011
- [26] R. Kleiss, W. J. Stirling and S. D. Ellis, Comput. Phys. Commun. **40** (1986) 359
- [27] J. A. Aguilar-Saavedra *et al.* [ECFA/DESY LC Physics Working Group Collaboration], hep-ph/0106315
- [28] H. U. Martyn and G. A. Blair, hep-ph/9910416
- [29] J. L. Feng and M. E. Peskin, Phys. Rev. D **64** (2001) 115002
- [30] C. Blochinger, H. Fraas, G. Moortgat-Pick and W. Porod, Eur. Phys. J. C **24** (2002) 297
- [31] S. Dittmaier and M. Roth, Nucl. Phys. B **642** (2002) 307
- [32] A. Bartl, H. Fraas, O. Kittel and W. Majerotto, hep-ph/0402016
- [33] J. A. Aguilar-Saavedra, hep-ph/0404104, to be published in Nucl. Phys. B