

# New Ideas on SUSY Searches at Future Linear Colliders<sup>\*</sup>

S. Hesselbach<sup>1</sup>, O. Kittel<sup>2</sup>, G. Moortgat-Pick<sup>3</sup>, and W. Öller<sup>4</sup>

<sup>1</sup> Institut für Theoretische Physik, Universität Wien, A-1090 Vienna, Austria

<sup>2</sup> Institut für Theoretische Physik und Astrophysik, Universität Würzburg, D-97074 Würzburg, Germany and Instituto de Física Corpuscular - C.S.I.C., Universitat de València, E-46071 València, Spain

<sup>3</sup> IPPP, University of Durham, Durham DH1 3LE, U.K.

<sup>4</sup> Institut für Hochenergiephysik der Österreichischen Akademie der Wissenschaften, A-1050 Vienna, Austria

DCPT/03/126, HEPHY-PUB 781/03, IFIC-03-47, IPPP/03/63, UWThPh-2003-39, WUE-ITP-03-021

**Abstract.** Several results obtained within the SUSY group of the ECFA/DESY linear collider study are presented: (i) a possibility to determine  $\tan\beta$  and the trilinear couplings  $A_f$  via polarisation in sfermion decays, (ii) the impact of complex MSSM parameters on the third generation sfermion decays, (iii) determination of CP violation in the complex MSSM via T-odd asymmetries in neutralino production and decay, and (iv) an analysis of the chargino and neutralino mass parameters at one-loop level.

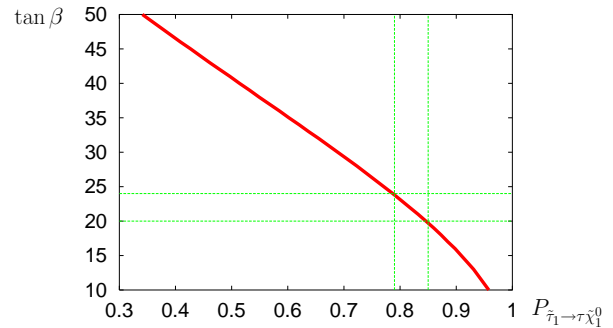
**PACS.** 14.80.Ly Supersymmetric partners of known particles

## 1 Polarisation in sfermion decays: determining $\tan\beta$ and trilinear couplings

The  $SU(2)\times U(1)$  gaugino mass parameters  $M_2$  and  $M_1$ , as well as the higgsino mass parameter  $\mu$  and  $\tan\beta$  for  $\tan\beta \leq 10$  can be extracted with high precision from the chargino/neutralino sector [1]. In [2] it has been shown that sfermion production is also suitable for investigating the properties of neutralinos. In case of  $\tan\beta \geq 10$  it is appropriate to determine this parameter via polarisation effects in sfermion decays to fermions plus neutralinos/charginos in  $e^+e^-$  pair production of third-generation sfermions [3],  $e^+e^- \rightarrow \tilde{f}_i \tilde{f}_j, \tilde{f}_i \rightarrow f \tilde{\chi}_k, f = \tau, t, b$ .

A simulation at one reference scenario RP with  $\tan\beta = 20$ , inspired by SPS1a [4], is performed in [3]. It is possible to measure with high precision  $m_{\tilde{\tau}_1} = 154.8 \pm 0.5$  GeV in the hadronic decay spectra (see e.g. Fig. 7 in the second publication of [3]) as well as the polarisation  $P_{\tilde{\tau}_1 \rightarrow \tau \tilde{\chi}_1^0} = 0.82 \pm 0.03$ . The cross section can be measured with an accuracy of  $\delta\sigma/\sigma = 3\%$ . The use of polarised beams leads to the unambiguous determination of the mixing angle  $\cos 2\theta_\tau = -0.987 \pm 0.08$ . The inversion of the polarisation with respect to its dependence on  $\tan\beta$  including the complete gaugino/higgsino mixing leads to the determination of  $\tan\beta = 22 \pm 2$  (Fig. 1).

An analogous procedure can be applied for  $\tilde{t}$  and  $\tilde{b}$  production. Since the  $t$  polarisation in the process  $\tilde{t}_i \rightarrow t \tilde{\chi}_k^0$  depends on  $1/\sin\beta$ , it is only weakly sensitive to large  $\tan\beta$ . By contrast, the decay  $\tilde{b}_1 \rightarrow t \tilde{\chi}_1^\pm$  can be used indeed to measure  $\tan\beta$ . The top polarisation measurement requires the reconstruction of the  $t$  system and of the di-



**Fig. 1.**  $\tan\beta$  versus  $\tau$  polarisation  $P_{\tilde{\tau}_1 \rightarrow \tau \tilde{\chi}_1^0}$  for the reference scenario RP. The bands illustrate a measurement of  $P_\tau = 0.82 \pm 0.03$  leading to  $\tan\beta = 22 \pm 2$ . For details see [3].

rection of the primary squark  $\tilde{b}_1$  which can be determined up to a twofold ambiguity and leads to a measurement in the RP  $P_{\tilde{b}_1 \rightarrow t \tilde{\chi}_1^0} = -0.44 \pm -0.10$ .

In case that the heavier  $\tilde{f}_2$  is accessible, one could determine the trilinear coupling  $A_f$  (for earlier studies see also [5]),  $A_f = [m_{\tilde{f}_1}^2 - m_{\tilde{f}_2}^2]/2m_f \sin 2\theta_f + \mu (\frac{\tan\beta}{\cot\beta})$ .

A summary of the expected precision of  $\tan\beta$  and  $A_f$  in our reference scenario RP is given in Table 1 [3].

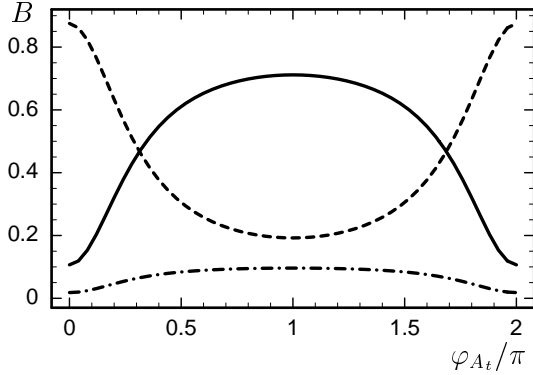
## 2 Third generation sfermion decays in complex MSSM

So far most phenomenological studies on production and decay of SUSY particles have been performed within the MSSM with real SUSY parameters. In [6,7] production

<sup>\*</sup> Talk presented by S. Hesselbach

$\tilde{f}$	$\tan\beta$		$A_f$ [GeV]	
	ideal	error	ideal	error
$\tilde{\tau}$	20	2	-254	—
$\tilde{b}$	20	4.5	-773	450
$\tilde{t}$	20	—	-510	50

**Table 1.** Summary of expected precisions of the sfermion mixing parameters  $\sin 2\theta_{\tilde{f}}$ ,  $\tan\beta$  and the trilinear couplings  $A_f$  in reference scenario RP. For details on the error estimates see [3].



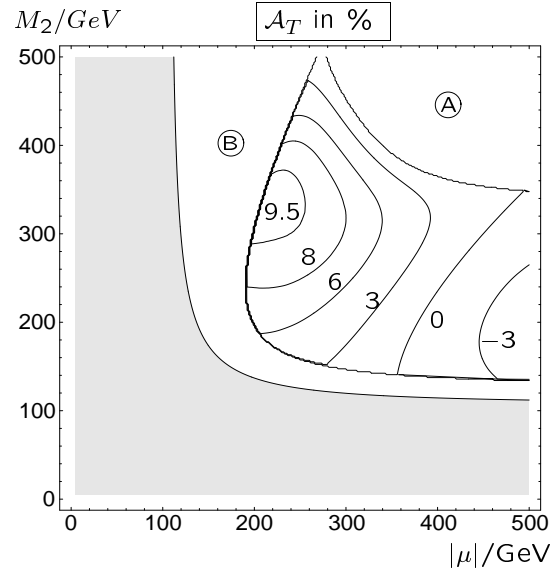
**Fig. 2.** Branching ratios  $B(\tilde{t}_1 \rightarrow \tilde{\chi}_1^+ b)$  (solid),  $B(\tilde{t}_1 \rightarrow \tilde{\chi}_1^0 t)$  (dashed) and  $B(\tilde{t}_1 \rightarrow \tilde{\chi}_2^+ b)$  (dashdotted) in a scenario inspired by SPS 1a [4] for  $\varphi_{A_b} = \varphi_\mu = \varphi_{M_1} = 0$ ,  $\tan\beta = 10$  and  $\{m_{\tilde{t}_1}, m_{\tilde{t}_2}, |A_t|, |\mu|, M_2\} = \{379, 575, 466, 352, 193\}$  GeV [7].

and decays of the third generation sfermions in the MSSM with complex parameters  $A_\tau$ ,  $A_t$ ,  $A_b$ ,  $\mu$  and  $M_1$  are analyzed. In a large region of the MSSM parameter space the branching ratios of  $\tilde{\tau}_{1,2}$ ,  $\tilde{\nu}_\tau$ ,  $\tilde{t}_{1,2}$  and  $\tilde{b}_{1,2}$  show a strong phase dependence. This could have an important impact on the search for third generation sfermions at a future linear collider and on the determination of the supersymmetric parameters.

In [6] the effects of the CP phases of  $A_\tau$ ,  $\mu$  and  $M_1$  on production and decay of  $\tilde{\tau}_{1,2}$  and  $\tilde{\nu}_\tau$  are studied. The branching ratios of fermionic decays of  $\tilde{\tau}_1$  and  $\tilde{\nu}_\tau$  show a significant phase dependence for  $\tan\beta \lesssim 10$  whereas it becomes less pronounced for  $\tan\beta > 10$ . The branching ratios of the  $\tilde{\tau}_2$  into Higgs bosons depend very sensitively on the phases for  $\tan\beta \gtrsim 10$ .

In [7] the impact of the CP phases of  $A_t$ ,  $A_b$ ,  $\mu$  and  $M_1$  on the decays of  $\tilde{t}_{1,2}$  and  $\tilde{b}_{1,2}$  are analyzed. The branching ratios of the  $\tilde{t}_{1,2}$  show a pronounced phase dependence in a large region of the MSSM parameter space (Fig. 2). In the case of  $\tilde{b}_i$  decays there can be appreciable  $\varphi_{A_b}$  dependence, if  $\tan\beta$  is large and the decays into Higgs bosons are allowed.

Further the expected accuracy in determining the supersymmetric parameters was estimated by a global fit of measured masses, branching ratios and production cross sections.  $A_\tau$ ,  $A_t$  and  $A_b$  can be expected to be measured with 10 %, 2 – 3 % and 50 % accuracy, respectively,  $\tan\beta$  with 1 % (2 %) accuracy in case of small (large)  $\tan\beta$  and the other parameters with 1 % accuracy.



**Fig. 3.** Contour lines of the asymmetry  $\mathcal{A}_T$  in the  $|\mu|-M_2$  plane for  $\varphi_{M_1} = 0.5\pi$ ,  $\varphi_\mu = 0$ , taking  $\tan\beta = 10$ ,  $m_0 = 100$  GeV,  $\sqrt{s} = 500$  GeV and  $(P_{e^-}, P_{e^+}) = (0.8, -0.6)$ . The area A (B) is kinematically forbidden since  $m_{\tilde{\chi}_1^0} + m_{\tilde{\chi}_2^0} > \sqrt{s}$  ( $m_{\tilde{\ell}_R} > m_{\tilde{\chi}_2^0}$ ). The gray area is excluded since  $m_{\tilde{\chi}_1^\pm} < 104$  GeV [10].

### 3 CP violation in MSSM with complex parameters

The phases  $\varphi_{M_1}$  and  $\varphi_\mu$  have also impact on the phenomenology of neutralino production and decay at a future linear  $e^+e^-$  collider and give rise to CP- and T-odd observables. Such observables, which involve triple products [8], may be large, because they already arise on tree level. In addition, they also allow the determination of the sign of the phases. In neutralino production (for recent studies see [1, 9]):

$$e^+ + e^- \rightarrow \tilde{\chi}_i^0 + \tilde{\chi}_j^0 \quad (1)$$

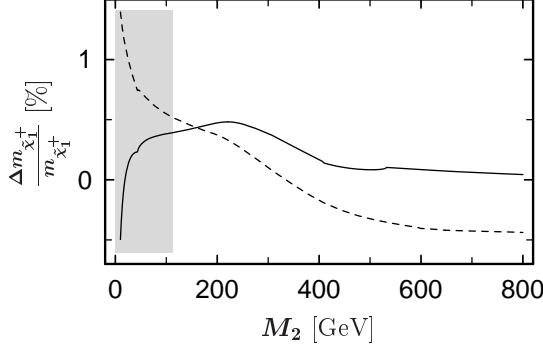
and the subsequent leptonic two-body decay of one of the neutralinos and of the decay slepton

$$\tilde{\chi}_i^0 \rightarrow \tilde{\ell} + \ell_1, \quad \tilde{\ell} \rightarrow \tilde{\chi}_1^0 + \ell_2, \quad \ell_{1,2} = e, \mu, \tau, \quad (2)$$

the triple product  $\mathcal{T} = (\mathbf{p}_{e^-} \times \mathbf{p}_{\ell_2}) \cdot \mathbf{p}_{\ell_1}$  defines the T-odd asymmetry of the cross section  $\sigma$  for the processes (1), (2):

$$\mathcal{A}_T = \frac{\sigma(\mathcal{T} > 0) - \sigma(\mathcal{T} < 0)}{\sigma(\mathcal{T} > 0) + \sigma(\mathcal{T} < 0)}. \quad (3)$$

In [10] the dependence of  $\mathcal{A}_T$  on  $\varphi_{M_1}$  and  $\varphi_\mu$  is analyzed. In Fig. 3  $\mathcal{A}_T$  is shown in the  $|\mu|-M_2$  plane for  $e^+e^- \rightarrow \tilde{\chi}_1^0 \tilde{\chi}_2^0$  with the subsequent decay of  $\tilde{\chi}_2^0$  into the right selectron and right smuon,  $\tilde{\chi}_2^0 \rightarrow \tilde{\ell}_R \ell_1$ .  $\mathcal{A}_T$  reaches values up to 9%. Choosing  $\varphi_{M_1} = 0.1\pi$  and  $\varphi_\mu = 0$ ,  $\mathcal{A}_T$  would still reach values up to 5%. A small value of  $\varphi_{M_1}$  and in particular of  $\varphi_\mu$  is suggested by constraints on electron and neutron electric dipole moments for a typical SUSY scale of the order of a few 100 GeV. The cross section



**Fig. 4.** Relative corrections to the  $\tilde{\chi}_1^\pm$  mass, fixing  $M_2$  and  $\mu$  in the chargino (full lines) and neutralino (dashed lines) sector. The parameters are  $\{m_{A^0}, \tan \beta, M_{\tilde{Q}_1}, M_{\tilde{Q}}, A, \mu\} = \{500, 40/\text{GeV}, 300, 300, -400, -220\}$  GeV. The grey areas are excluded by the bound  $m_{\tilde{\chi}_1^\pm} \geq 100$  GeV [14].

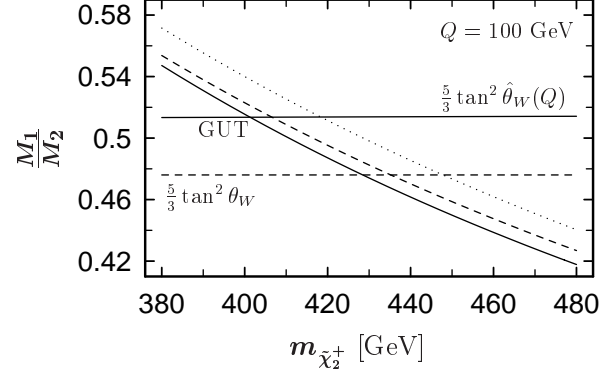
$\sigma = \sigma(e^+e^- \rightarrow \tilde{\chi}_1^0\tilde{\chi}_2^0) \times \text{BR}(\tilde{\chi}_2^0 \rightarrow \tilde{\ell}_R\ell_1) \times \text{BR}(\tilde{\ell}_R \rightarrow \tilde{\chi}_1^0\ell_2)$  which is not shown, reaches values up to 60 fb. Both  $\mathcal{A}_T$  and  $\sigma$  also depend sensitively on the polarizations of the  $e^+$  and  $e^-$ -beams [10].

#### 4 Chargino and neutralino mass parameters at one-loop level

As mentioned in Sec. 1 the neutralino ( $\tilde{\chi}^0$ ) and chargino ( $\tilde{\chi}^\pm$ ) mass parameters can be extracted at lowest order from the masses and production cross sections in  $e^+e^-$  collisions with polarized beams [1]. At higher order, this extraction is not trivial and depends on the renormalization scheme. In the scale dependent  $\overline{\text{DR}}$  scheme the one-loop corrections to the  $\tilde{\chi}^0$  and  $\tilde{\chi}^\pm$  mass matrices were calculated in [11]. For the on-shell renormalization various methods were proposed [12,13]. They differ by different counter terms for the parameters  $M_1$ ,  $M_2$  and  $\mu$ . Although the schemes are equivalent in the sense that the observables (masses, cross sections, etc.) are the same, the meaning of the parameters are different.

Using the scheme in [12], it is shown in [14] that at one-loop level the values of the on-shell parameters  $M_2$  and  $\mu$  depend on whether they are determined from the  $\tilde{\chi}^0$  or  $\tilde{\chi}^\pm$  system (see Fig. 4), while the  $\overline{\text{DR}}$  parameters are equal in both sectors. Assuming the SU(5) GUT relation for the  $\overline{\text{DR}}$  gaugino mass parameters, we obtain a finite shift for the on-shell values  $M_1 = \frac{5}{3} \tan^2 \theta_W M_2 + \Delta Y_{11}$ . In such a way it is possible to test the GUT relation (see Fig. 5).

This work was supported by the EU Network Programmes HPRN-CT-2000-00148 and HPRN-CT-2000-00149, by the "Fonds zur Förderung der wissenschaftlichen Forschung" of Austria, FWF Projects No. P13139-PHY and No. P16592-N02 and by Spanish grant BFM2002-00345. O.K. was supported by the 'Deutsche Forschungsgemeinschaft' (DFG) under contract Fr 1064/5-1 and by the EU Research Training Site contract HPMT-2000-00124.



**Fig. 5.** The ratio  $M_1/M_2$  as a function of the  $\tilde{\chi}_2^+$  mass. The full, dashed and dotted line corresponds to the  $\overline{\text{DR}}$ , on-shell [12] and effective [13] parameters.  $\{m_{\tilde{\chi}_1^\pm}, m_{\tilde{\chi}_1^0}, \tan \beta, m_{A^0}, M_{\tilde{Q}_1}, M_{\tilde{Q}}, A\} = \{135, 120, 20/\text{GeV}, 600, 350, 350, 500\}$  GeV [14].

#### References

1. S. Y. Choi, J. Kalinowski, G. Moortgat-Pick and P. M. Zerwas, Eur. Phys. J. C **22** (2001) 563; Eur. Phys. J. C **23** (2002) 769 and references therein.
2. M. M. Nojiri, Phys. Rev. D **51** (1995) 6281; M. M. Nojiri, K. Fujii and T. Tsukamoto, Phys. Rev. D **54** (1996) 6756.
3. E. Boos, G. Moortgat-Pick, H.-U. Martyn, M. Sachwitz and A. Vologdin, arXiv:hep-ph/0211040; E. Boos, H. U. Martyn, G. Moortgat-Pick, M. Sachwitz, A. Sherstnev and P. M. Zerwas, Eur. Phys. J. C **30** (2003) 395.
4. B. C. Allanach *et al.*, Eur. Phys. J. C **25** (2002) 113; N. Ghodbane and H.-U. Martyn, arXiv:hep-ph/0201233.
5. A. Bartl, H. Eberl, S. Kraml, W. Majerotto, W. Porod and A. Sopczak, Z. Phys. C **76** (1997) 549.
6. A. Bartl, K. Hidaka, T. Kernreiter and W. Porod, Phys. Lett. B **538** (2002) 137; Phys. Rev. D **66** (2002) 115009 and references therein.
7. A. Bartl, S. Hesselbach, K. Hidaka, T. Kernreiter and W. Porod, arXiv:hep-ph/0306281; arXiv:hep-ph/0307317 and references therein.
8. J. F. Donoghue, Phys. Rev. D **18** (1978) 1632; G. Valencia, arXiv:hep-ph/9411441.
9. S. Y. Choi, H. S. Song and W. Y. Song, Phys. Rev. D **61** (2000) 075004.
10. A. Bartl, H. Fraas, O. Kittel and W. Majerotto, arXiv:hep-ph/0308141; arXiv:hep-ph/0308143; A. Bartl, H. Fraas, T. Kernreiter, O. Kittel and W. Majerotto, arXiv:hep-ph/0310011 and references therein.
11. D. Pierce and A. Papadopoulos, Phys. Rev. D **50** (1994) 565; Nucl. Phys. B **430** (1994) 278; D. M. Pierce, J. A. Bagger, K. T. Matchev and R. j. Zhang, Nucl. Phys. B **491** (1997) 3; A. B. Lahanas, K. Tamvakis and N. D. Tracas, Phys. Lett. B **324** (1994) 387.
12. H. Eberl, M. Kincel, W. Majerotto and Y. Yamada, Phys. Rev. D **64** (2001) 115013.
13. T. Fritzsche and W. Hollik, Eur. Phys. J. C **24** (2002) 619; J. Guasch, W. Hollik and J. Sola, JHEP **0210** (2002) 040.
14. W. Öller, H. Eberl, W. Majerotto and C. Weber, Eur. Phys. J. C **29** (2003) 563.