

# $B^0 \rightarrow \phi K_S$ in SUGRA models with CP violations

R. Arnowitt,<sup>1,\*</sup> B. Dutta,<sup>2,†</sup> and B. Hu<sup>1,‡</sup>

<sup>1</sup>*Center For Theoretical Physics, Department of Physics,  
Texas A&M University, College Station, TX, 77843-4242, USA*

<sup>2</sup>*Department of Physics, University of Regina,  
Regina SK, S4S 0A2, Canada*

(Dated: November 7, 2018)

## Abstract

We examine the  $B \rightarrow \phi K$  decays within the framework of SUGRA models making use of the improved QCD factorization method of Beneke et al. which allows calculations of non-factorizable contributions. All other experimental constraints ( $B \rightarrow X_s \gamma$ , neutron and electron electric dipole moments, dark matter constraints, etc.) are imposed. We calculate the CP violating parameters  $S_{\phi K_S}$ ,  $C_{\phi K_S}$  and  $\mathcal{A}_{\phi K^\mp}$  as well as the branching ratios (BR) of  $B^0$  and  $B^\pm$ ,  $\text{Br}[B \rightarrow \phi K]$ . We find for the Standard Model(SM) and mSUGRA it is not possible to account for the observed  $2.7\sigma$  deviation between  $S_{\phi K_S}$  and  $S_{J/\psi K_S}$ . In general the BRs are also in  $3\sigma$  disagreement with experiment, except in the parameter region where the weak annihilation terms dominate the decay (and hence where the theory is least reliable). Thus if future data confirm the current numbers, this would represent the first significant breakdown of both the SM and mSUGRA. We show then that adding a SUGRA non-universal A soft breaking left-right term mixing the second and third generations in either the down or up quark sector, all data can be accommodated for a wide range of parameters. The full 6x6 quark mass matrices are used and the SUSY contributions calculated without approximation.

PACS numbers: 12.60.Jv, 13.25.Hw

---

\*Electronic address: arnowitt@physics.tamu.edu

†Electronic address: duttabh@yogi.phys.uregina.ca

‡Electronic address: b-hu@physics.tamu.edu

## I. INTRODUCTION

Rare decay modes of the  $B$  meson are important places to test the Standard Model (SM) and to look for new physics. However, large theoretical uncertainties in the calculations of exclusive non-leptonic  $B$  decays make it difficult to extract useful information from experimental data. Nevertheless, CP asymmetries of neutral  $B$  meson decays into final CP eigenstates, i.e.,  $B \rightarrow \phi K_S$  and  $B \rightarrow J/\Psi K_S$ , are uniquely clean in their theoretical interpretations. Among these decay modes,  $B^0 \rightarrow \phi K_S$  is induced only at the one loop level in the SM and hence is a very promising mode to see the effects of new physics. In the SM, it is predicted that the CP asymmetries of  $B^0 \rightarrow \phi K_S$  and  $B \rightarrow J/\Psi K_S$  should measure the same  $\sin 2\beta$  with negligible  $O(\lambda^2)$  difference [1]. On the other hand, the BaBar and Belle measurements [2, 3, 4, 5] show a  $2.7\sigma$  disagreement between  $S_{\phi K_S}$  and  $S_{J/\Psi K_S}$  [5]<sup>1</sup>:

$$\begin{aligned} S_{J/\Psi K_S} &= 0.734 \pm 0.055, \\ S_{\phi K_S} &= -0.38 \pm 0.41. \end{aligned} \tag{1}$$

while  $S_{J/\Psi K_S} = \sin 2\beta_{J/\Psi K_S}$  (which is a tree level process) is in excellent agreement with Buras' SM evaluation,  $\sin 2\beta = 0.715_{-0.045}^{+0.055}$  from the CKM matrix [8]. In addition, the branching ratios (BRs) and the direct CP asymmetries of both the charged and neutral modes of  $B \rightarrow \phi K$  have also been measured [2, 3, 4, 5]<sup>2</sup>:

$$\begin{aligned} \text{Br}[B^0 \rightarrow \phi K_S] &= (8.0 \pm 1.3) \times 10^{-6}, \\ \text{Br}[B^+ \rightarrow \phi K^+] &= (10.9 \pm 1.0) \times 10^{-6}, \\ C_{\phi K_S} &= -0.19 \pm 0.30, \\ \mathcal{A}_{CP}(B^+ \rightarrow \phi K^+) &= (3.9 \pm 8.8 \pm 1.1)\%. \end{aligned} \tag{2}$$

$$\tag{3}$$

In general, any model should explain all these data. In particular, the relatively small uncertainties in the BRs of  $B^+ \rightarrow \phi K^+$  and  $B^0 \rightarrow \phi K_S$  need to be considered in the analysis since they are highly correlated and both are based on the  $b \rightarrow s$  transition. In the

---

<sup>1</sup> After submitting this work new data from Belle [6] gave a value of  $S_{\phi K_S} = -0.96 \pm 0.5_{-0.11}^{+0.09}$  (a  $3.5\sigma$  deviation from the Standard Model) and preliminary analysis of new data from BaBar [7] gave  $S_{\phi K_S} = +0.45 \pm 0.43 \pm 0.07$ . Belle and BaBar would then disagree by  $2.1\sigma$  and if one averages the new values one obtains [7]  $S_{\phi K_S} = -0.15 \pm 0.33$  which is again  $2.7\sigma$  from the Standard Model.

<sup>2</sup> Our average of  $\text{Br}[B^+ \rightarrow \phi K^+]$  only includes BaBar and Belle since CLEO [9] is  $2.3\sigma$  away.  $\text{Br}[B^+ \rightarrow \phi K^+]$  would become  $(9.4 \pm 0.9) \times 10^{-6}$  if CLEO is included.

SM,  $\mathcal{A}_{CP}(B^+ \rightarrow \phi K^+)$  is small and agrees with (3). So this direct CP asymmetry result plays an important role in constraining the new physics contribution which might explain the discrepancy between  $S_{\phi K_S}$  and  $S_{J/\psi K_S}$ .

The discrepancy between  $S_{\phi K_S}$  and  $S_{J/\psi K_S}$  has been discussed in some recent works [10, 11, 12, 13, 14, 15, 16, 17, 18, 19, 20, 21, 22] in the framework of SUSY models, especially in the minimal supersymmetric standard model (MSSM) with the mass insertion method [23]. Although these works can provide useful constraints on certain off-diagonal terms of squark mass matrices at low energy, we find that it is very interesting to investigate this problem in the context of grand unified theory (GUT) models. Since GUT models explain a number of phenomena at low energy by a few well motivated parameters at the GUT scale, various experimental measurements get correlated in this framework. Among supersymmetric GUT models, the R-parity conserved SUGRA model is one of the most favored models since it provides a natural explanation of the dark matter problem. The minimal SUGRA model (mSUGRA) with R-parity conservation has been investigated extensively because of its predictive power that comes from the fact that it depends on only a few new parameters. Unlike the MSSM, which is hard to be constrained due to its more than 100 new parameters (including 43 CP violating phases), the parameter space of the minimum SUGRA model has 4 parameters and 4 phases. This parameter space has several experimental constraints, i.e.  $b \rightarrow s + \gamma$ , neutron and electron electric dipole moments (EDM), LEP bounds and relic density measurements[24, 25] etc.. In this paper, we examine the observed discrepancy between  $S_{\phi K_S}$  and  $S_{J/\psi K_S}$  in the context of SUGRA models including mSUGRA and models with non-universalities. We consider all relevant experimental constraints in our calculation.

The calculation of  $B \rightarrow \phi K$  decays involve the evaluation of the matrix elements of related operators in the effective Hamiltonian, which is the most difficult part in this calculation. However, the newly developed QCD improved factorization (BBNS approach) [26] provides a systematic way to calculate the matrix elements of a large class of  $B$  decays with significant improvements over the old factorization approach (naive factorization). It allows a QCD calculation of “non-factorizable” contributions and model independent predictions for strong phases which are important in the theoretical evaluation of the direct CP asymmetries of  $B$  decays, e.g. for  $B^- \rightarrow \phi K^-$ , whose experimental result is given in (3). We adopt the QCD improved factorization in our  $B \rightarrow \phi K$  calculations. Recently Du et al. [27, 28, 29] have published an improved calculation of  $B \rightarrow PV$  decays. We followed here their calculational

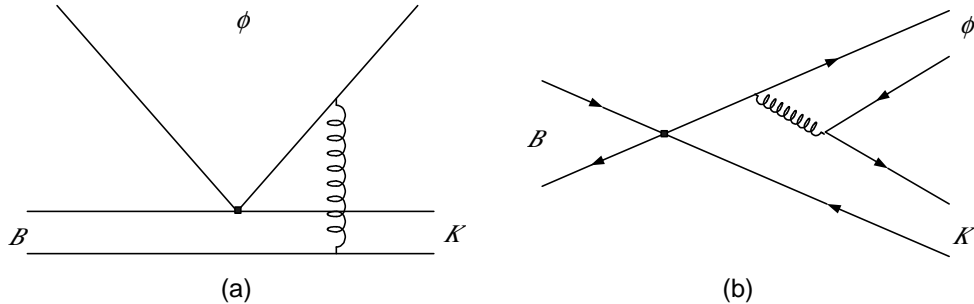


FIG. 1: Hard spectator scattering diagram (a) and weak annihilation diagram (b). In (a) the gluon can connect the spectator with either  $\phi$  quark and in (b) the gluon can originate from any  $B$  quark or  $K$  quark.

techniques [27] which are based on the original work [26] of Beneke, et al. While the BBNS approach is an important advance in calculating  $B$  decays, it is not completely model independent. In the BBNS approach the hard gluon (H) and annihilation (A) diagrams (see Fig.1) contain infrared divergences which are parameterized by an amplitude  $\rho_{H,A}$  (with  $\rho_{H,A} \leq 1$ ) and a phase  $\phi_{H,A}$ . (More details can be found in [26] and [27].) If the effects of these terms are small, the theoretical predictions are well defined. However, if these terms are large or dominant, the theory becomes suspect. We will see below that  $S_{\phi K_s}$  is essentially independent of the infrared divergent terms, though the branching ratios can become sensitive to  $\rho_A$  and  $\phi_A$ .

In this work, we first examine the mSUGRA model which is universal at the GUT scale and then consider non-universal terms. Although non-universalities may cause serious problems in some flavor changing processes, e.g.  $K^0 - \bar{K}^0$  mixing and  $b \rightarrow s + \gamma$ , we will show that the off-diagonal terms in the A parameter soft-breaking terms can satisfy all experimental data including the  $2.7\sigma$  deviation between  $S_{\phi K_S}$  and  $S_{J/\psi K_S}$ . We calculate the BR of  $B^- \rightarrow \phi K^-$  which is highly correlated with  $B^0 \rightarrow \phi K^0$  and calculate the CP asymmetry of this mode in the allowed parameter space. We also calculate the CP asymmetry of the  $b \rightarrow s\gamma$  decay mode.

This paper is organized as following: In Sec. 2, we give a brief description of the CP asymmetry of  $B^0 \rightarrow \phi K_S$  and the QCD factorization technique used in this paper. Then we discuss the SUGRA model and its contributions to  $B^0 \rightarrow \phi K_S$  in Sec. 3. Some detailed discussion on experimental constraints implemented in our analysis are given in Sec. 4 and

the Standard Model predictions are discussed in Sec. 5. Sec. 6 is devoted to our results for the mSUGRA model, after which we proceed to the models with non-universalities in Sec. 7 and we give conclusions in the last section.

## II. CP ASYMMETRY OF $B \rightarrow \phi K$ DECAYS

The time dependent CP asymmetry of  $B \rightarrow \phi K_S$  is described by:

$$\begin{aligned} \mathcal{A}_{\phi K_S}(t) &\equiv \frac{\Gamma(\overline{B}_{\text{phys}}^0(t) \rightarrow \phi K_S) - \Gamma(B_{\text{phys}}^0(t) \rightarrow \phi K_S)}{\Gamma(\overline{B}_{\text{phys}}^0(t) \rightarrow \phi K_S) + \Gamma(B_{\text{phys}}^0(t) \rightarrow \phi K_S)} \\ &= -C_{\phi K_S} \cos(\Delta m_B t) + S_{\phi K_S} \sin(\Delta m_B t) \end{aligned} \quad (4)$$

where  $S_{\phi K_S}$  and  $C_{\phi K_S}$  are given by

$$S_{\phi K_S} = \frac{2 \text{Im} \lambda_{\phi K_S}}{1 + |\lambda_{\phi K_S}|^2}, \quad C_{\phi K_S} = \frac{1 - |\lambda_{\phi K_S}|^2}{1 + |\lambda_{\phi K_S}|^2}, \quad (5)$$

and  $\lambda_{\phi K_S}$  can be written in terms of decay amplitudes:

$$\lambda_{\phi K_S} = -e^{-2i\beta} \frac{\overline{\mathcal{A}}(\overline{B}^0 \rightarrow \phi K_S)}{\mathcal{A}(B^0 \rightarrow \phi K_S)} \quad (6)$$

In our analysis, we find that the SUSY contributions to  $B_d - \overline{B}_d$  mixing are small, and so from now on we will use the standard definition for  $\beta$ :

$$\beta \equiv \arg \left( \frac{V_{cd} V_{cb}^*}{V_{td} V_{tb}^*} \right). \quad (7)$$

Within the SM,  $\sin 2\beta$  can be measured by  $S_{J/\Psi K_S}$ . The current experimental result is given in Eq. (1). Since  $B^0 \rightarrow J/\Psi K_S$  decay is dominated by the SM tree level contribution, we expect that in our analysis the new physics will not affect the SM prediction for  $\sin 2\beta$  from  $B \rightarrow J/\Psi K_S$ . As a consequence, we further assume that the current SM fit for the CKM matrix will not be affected by models discussed in this paper.

The CP asymmetry of charged  $B \rightarrow \phi K$  decay is defined as

$$\mathcal{A}_{\phi K^\mp} \equiv \frac{\Gamma(B^- \rightarrow \phi K^-) - \Gamma(B^+ \rightarrow \phi K^+)}{\Gamma(B^- \rightarrow \phi K^-) + \Gamma(B^+ \rightarrow \phi K^+)} = \frac{|\lambda_{\phi K^\mp}|^2 - 1}{|\lambda_{\phi K^\mp}|^2 + 1} \quad (8)$$

where

$$\lambda_{\phi K^\mp} = \frac{\overline{\mathcal{A}}(B^- \rightarrow \phi K^-)}{\mathcal{A}(B^+ \rightarrow \phi K^+)}. \quad (9)$$

From the above discussion, it is clear that our theoretical predictions for the experimental observables, e.g.  $S_{\phi K_S}$ ,  $C_{\phi K_S}$  and  $\mathcal{A}_{\phi K^\mp}$ , depend on the evaluation of decay amplitudes where the effective Hamiltonian plays an important role. The Effective Hamiltonian for  $B \rightarrow \phi K$  in the SM is [26]:

$$\mathcal{H}_{eff} = \frac{G_F}{\sqrt{2}} \sum_{q=u,c} V_{qb}V_{qs}^* \left[ C_1 O_1^q + C_2 O_2^q + \sum_{k=3}^{10} C_k(\mu) O_k(\mu) + C_{7\gamma} O_{7\gamma} + C_{8g} O_{8g} \right] + \text{h.c.} \quad (10)$$

where the Wilson coefficients  $C_i(\mu)$  can be obtained by running the RGE from the weak scale down to scale  $\mu$ . The definitions of the operator  $O_i$ 's in the SM can be found in [26]. The SUSY contributions will bring in new operators  $\tilde{O}_i$ 's which can be obtained by changing  $L \leftrightarrow R$  in the SM operators. We use  $\tilde{C}_i$  to denote the Wilson coefficient of  $\tilde{O}_i$ . The decay amplitude of  $B \rightarrow M_1 M_2$  can be expressed in terms of the matrix elements of  $O_i$ 's,  $\langle M_1 M_2 | O_i | B \rangle$ . We evaluate these matrix elements in the QCD improved factorization technique. The necessary expressions can be found in [26, 27].

Using the above Hamiltonian the amplitude of  $B \rightarrow \phi K$  is:

$$\mathcal{A}(B \rightarrow \phi K) = \mathcal{A}^f(B \rightarrow \phi K) + \mathcal{A}^a(B \rightarrow \phi K) \quad (11)$$

where  $\mathcal{A}^f$  is factorized amplitudes which can be written as [27]

$$\mathcal{A}^f(B \rightarrow \phi K) = \frac{G_F}{\sqrt{2}} \sum_{p=u,c} V_{pb}V_{ps}^* a_i^p \langle \phi K | O_i | B \rangle_f, \quad (12)$$

and  $\mathcal{A}^a$  is the weak annihilation decay amplitudes [27]:

$$\mathcal{A}^a(B \rightarrow \phi K) = \frac{G_F}{\sqrt{2}} f_B f_\phi f_K \sum V_{pb}V_{ps}^* b_i. \quad (13)$$

The matrix elements  $\langle \phi K | O_i | B \rangle_f$  in Eq.(12) are the factorized hadronic matrix elements [30].  $a_i$ 's and  $b_i$ 's contain the Wilson coefficients. Explicit expressions for them, as well as for  $\mathcal{A}^a(B \rightarrow \phi K)$ , can be found in [26] and [27].

In our discussion, the dominant SUSY contributions occur through  $O_{7\gamma}$  and  $O_{8g}$  and we calculate these new SUSY contributions in the SUGRA framework.

### III. SUGRA MODELS

The SUGRA model at the GUT scale can be described by its superpotential and soft-breaking terms:

$$W = Y^U QH_2U + Y^D QH_1D + Y^L LH_1E + \mu H_1H_2$$

$$\mathcal{L}_{\text{soft}} = -\sum_i m_i^2 |\phi_i|^2 - \left( \frac{1}{2} \sum_\alpha m_\alpha \bar{\lambda}_\alpha \lambda_\alpha + B\mu H_1 H_2 + \right. \\ \left. (A^U Q H_2 U + A^D Q H_1 D + A^L L H_1 E) + \text{h.c.} \right). \quad (14)$$

Here  $Q$ ,  $L$  are the left handed quark and lepton doublets,  $U$ ,  $D$  and  $E$  are the right handed up, down and lepton singlets and  $H_{1,2}$  are the Higgs doublets. In the minimal picture, the mSUGRA model contains a universal scalar mass  $m_0$ , a universal gaugino mass  $m_{1/2}$  and the universal cubic scalar  $A$  terms:

$$m_i^2 = m_0^2, \quad m_\alpha = m_{1/2}, \quad A^{U,D,L} = A_0 Y^{U,D,L}. \quad (15)$$

This model contains four free parameters and a sign:  $m_0$ ,  $m_{1/2}$ ,  $A_0$ ,  $\tan\beta = \langle H_2 \rangle / \langle H_1 \rangle$  and the sign of  $\mu$ .

However, the parameters  $m_{1/2}$ ,  $\mu$  and  $A$  can be complex and their phases can be  $O(1)$ . In order to accommodate the experimental bounds on the electron and neutron electric dipole moments (EDMs) without fine tuning phases we extend mSUGRA by allowing the gaugino masses at  $M_G$  to have arbitrary phases. This model has been extensively studied in the literature [31, 32, 33]. Thus the SUSY parameters with phases at the GUT scale are  $m_i = |m_{1/2}| e^{i\phi_i}$   $i=1,2,3$  (the gaugino masses are for the  $U(1)$ ,  $SU(2)$  and  $SU(3)$  groups),  $A_0 = |A_0| e^{i\alpha_A}$  and  $\mu = |\mu| e^{i\phi_\mu}$ . However, we can set one of the gaugino phases to zero and we choose  $\phi_2 = 0$ . Therefore, we are left with four phases. The EDMs of the electron and neutron can now allow the existence of large phases in the theory [31, 32, 33]. In our calculation, we use  $O(1)$  phases but calculate the EDMs to make sure that current bounds are satisfied.

We evolve the above parameters from the GUT scale down to the weak scale using full matrix RGEs. Since the  $b \rightarrow s$  transition is a generation mixing process, it is necessary to use the full  $6 \times 6$  matrix form of squark mass matrices in the calculation. We perform the calculation of SUSY contributions without any approximation.

We also include the one loop correction to bottom quark mass from SUSY [34], which is important in the calculation of SUSY contributions to the Wilson coefficients of the operator  $O_{7\gamma}$  and  $O_{8g}$  and consequently affects the calculations of  $B \rightarrow X_s \gamma$  and  $B \rightarrow \phi K$  decays. We now discuss the experimental constraints in the next section.

#### IV. PARAMETER SPACE AND EXPERIMENTAL BOUNDS

In this section we review all the experimental constraints considered in our analysis and briefly discuss their effects and importance.

##### A. $B \rightarrow X_s \gamma$

We use a relatively broad range for the branching ratio of  $B \rightarrow X_s \gamma$  [35] to take into account the uncertainty in the theoretical calculation of  $B \rightarrow X_s \gamma$  ( $\pm 0.3 \times 10^{-4}$ ):

$$2.2 \times 10^{-4} < \text{Br}(B \rightarrow X_s \gamma) < 4.5 \times 10^{-4}. \quad (16)$$

The SM prediction for the  $\text{Br}[B \rightarrow X_s \gamma]$  is very close to the measured value [36], so the  $b \rightarrow s$  transition in any new physics is strongly constrained. Since the  $B \rightarrow \phi K$  decay also depends on the  $b \rightarrow s$  transition, the  $\text{Br}[B \rightarrow X_s \gamma]$  constraint needs to be implemented in any analysis of the  $B \rightarrow \phi K$  decay. Besides the BR of  $B \rightarrow X_s \gamma$ , we also consider in this work the direct CP asymmetry of  $B \rightarrow X_s \gamma$  for the existing of CP violating phases. The experimental measurement from CLEO gives [37]:

$$\mathcal{A}_{b \rightarrow s + \gamma} = (-0.079 \pm 0.108 \pm 0.022)(1.0 \pm 0.030) \quad (17)$$

or at 90% confidence level,  $-0.27 < \mathcal{A}_{b \rightarrow s + \gamma} < +0.10$ .

##### B. The relic density

The recent WMAP result gives [38]

$$\Omega_{CDM} h^2 = 0.1126_{-0.009}^{+0.008}. \quad (18)$$

We implement this bound at the  $2\sigma$  level in our calculation:  $0.094 < \Omega h^2 < 0.129$ . We also notice that when non-universal terms are present, new annihilation channels may arise and they are different from the usual mSUGRA  $\tilde{\tau} - \tilde{\chi}^0$  co-annihilation channel.



### C. $K^0 - \overline{K}^0$ mixing

It has been shown that  $K^0 - \overline{K}^0$  mixing can significantly constrain certain flavor changing sources in SUSY models [39]. The current experimental bound for  $\Delta M_K$  is [40]:

$$\Delta M_K = 3.490 \pm 0.006 \times 10^{-12} \text{ MeV} \quad (19)$$

In non-universal SUGRA models, even if non-universal terms between the first two generations are not present at the GUT scale,  $\Delta M_K$  can become large. This happens because the degeneracy between the first two generations can get broken by other non-universal terms via the RGEs. For example, the  $A_{32}$  terms in the trilinear coupling matrices  $A$  in Eq.(14) can give rise to new contribution to the  $m_{22}^2$  term via  $\delta m_{22}^2 \propto \frac{1}{16\pi^2} A_{23} A_{32} \text{Log}[M_{GUT}/M_{weak}]$ . Therefore, it is important to pay attention to  $\Delta M_K$  even when there is no apparent direct source producing large contributions to  $\Delta M_K$ .

### D. Neutron and electron electric dipole moments

Neutron and electron electric dipole moments (EDM) can arise in any model with new CP violating phases. In SUSY models, an electron EDM arises from diagrams involving intermediate chargino-sneutrino states and intermediate neutralino-selectron states (for more details, see [31, 32, 33]). The current experimental bounds on neutron and electron EDMs are [40]:

$$d_n < 6.3 \times 10^{-26} e \text{ cm}, \quad d_e < 0.21 \times 10^{-26} e \text{ cm} \quad (20)$$

There are other important phenomenological constraints considered, e.g. bounds on masses of SUSY particles and the lightest Higgs ( $m_h \geq 114$  GeV).

### V. $B \rightarrow \phi K$ DECAYS IN THE STANDARD MODEL

We first discuss  $B \rightarrow \phi K$  decays in the SM. The largest theoretical uncertainties in this calculation come from weak annihilation diagrams which mostly depend on the divergent end-point integrals  $X_A$  parameterized in the form [26, 27]

$$X_A = (1 + \rho_A e^{i\phi_A}) \ln \frac{m_B}{\Lambda_h}, \quad \Lambda_h = \Lambda_{QCD}, \quad \rho_A \leq 1. \quad (21)$$

Hard spectator processes contain similar integrals  $X_H$  which are parameterized in the same way. However, uncertainties from the hard spectator calculation are much smaller than those from the weak annihilation for this decay, so we will mainly concentrate on the later. These weak annihilation contributions depend also on the strange quark mass,  $m_s$ , through the chirally enhanced factor  $\kappa_\chi$ :

$$\kappa_\chi = \frac{2m_K^2}{m_b(m_s + m_q)} \quad (22)$$

where  $m_q$  is  $m_d$  or  $m_u$ .

In Fig.2 we show the dependence of the branching ratio of  $B^- \rightarrow \phi K^-$  mode on  $\phi_A$  and  $m_s$  for  $\rho_A = 1$ . Fig.3 shows the dependence of the BR on  $\rho_A$ . Similar graphs can be obtained for  $B^0 \rightarrow \phi K^0$ . Since  $\mathcal{A}_{\phi K^\mp}$  in the SM (Eq.(8)) is small, we can compare  $\text{Br}[B^- \rightarrow \phi K^-]$  with the experimental measurement of  $\text{Br}[B^+ \rightarrow \phi K^+]$  given in Eq.(2). Before we discuss the graphs, we first list our parameters:  $\rho_H = 1$ ,  $\phi_H = -68^\circ$ ,  $f_B = 180$  MeV,  $f_\phi = 233$  MeV,  $f_K = 160$  MeV and  $F^{BK} = 0.34$ . The CKM matrix elements can be obtained through the Wolfenstein parameterization [41] with  $A = 0.819$ ,  $\lambda = 0.2237$ ,  $\rho = 0.224$  and  $\eta = 0.324$ . The integral  $\int_0^1 (\Phi_B(\xi)/\xi) d\xi = m_B/\lambda_B$  where  $\Phi_B$  is the B meson light-cone distribution amplitude is parameterized by  $\lambda_B = (0.35 \pm 0.15)$  GeV. For  $\mu = 2.5$  GeV we use  $\lambda_B = 0.2$  GeV, and for  $\mu = m_b$  we use  $\lambda_B = 0.47$  GeV. In addition, we always use asymptotic forms of the meson light-cone distribution amplitudes [26, 27]. If not mentioned, we will use the above parameters in later calculations.

In both figures, we give results for two different scales and two different  $m_s$  values, i.e.,  $\mu = m_b$  by solid lines ( $m_s(2 \text{ GeV}) = 96$  MeV) and the dot-dashed lines ( $m_s(2 \text{ GeV}) = 150$  MeV) and  $\mu = 2.5$  GeV by dashed lines ( $m_s(2 \text{ GeV}) = 96$  MeV). One can see that the scale dependence is not significant. The straight lines correspond to the branching ratios neglecting the weak annihilation contribution. Comparing Figs 2 and 3, we see that a large branching ratio comparable to the experimental value is obtained in the region  $\rho_A \simeq 1$  and  $\phi_A \simeq 0$ (or  $2\pi$ ). However, in this region the weak annihilation diagrams dominate the branching ratio and thus the theory is most suspect. In the remaining part of the parameter space, where the weak annihilation effects are small and the theory is presumably reliable, the SM prediction of the branching ratio is small, about  $3\sigma$  below the experimental value. We conclude therefore that where the theory is reliable the SM is in significant disagreement with the experimental value of the  $\text{Br}[B^+ \rightarrow \phi K^+]$ , and in order to obtain a SM value in

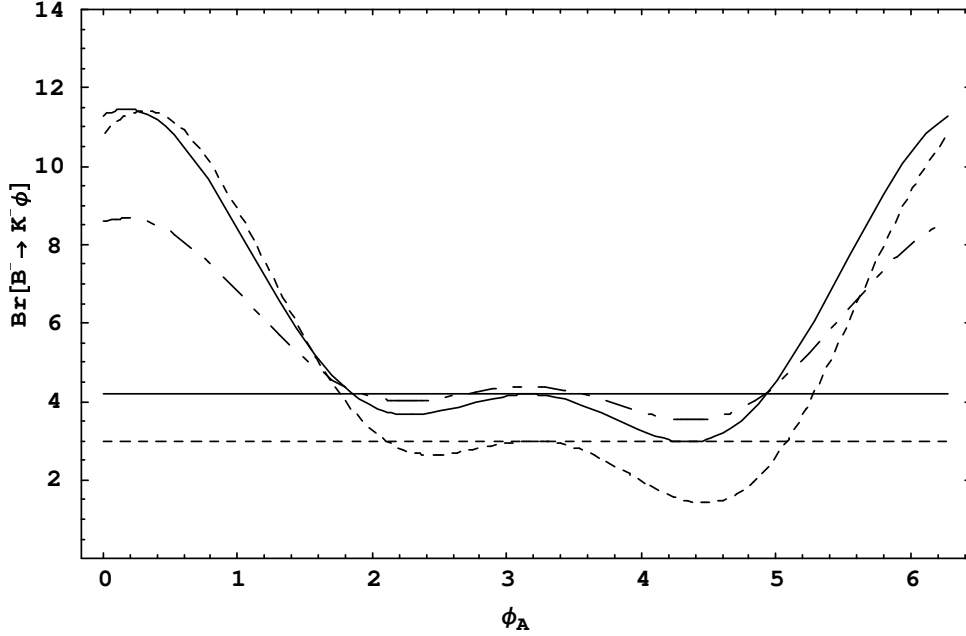


FIG. 2: Branching ratio of  $B^- \rightarrow \phi K^-$  at  $\rho_A = 1$ . The solid curve corresponds to  $\mu = m_b$ , dashed curve for  $\mu = 2.5 \text{ GeV}$  with  $m_s(2 \text{ GeV}) = 96 \text{ MeV}$  and the dot-dashed curve for  $\mu = m_b$  with  $m_s(2 \text{ GeV}) = 150 \text{ MeV}$ . The two straight lines correspond to the cases without weak annihilation.

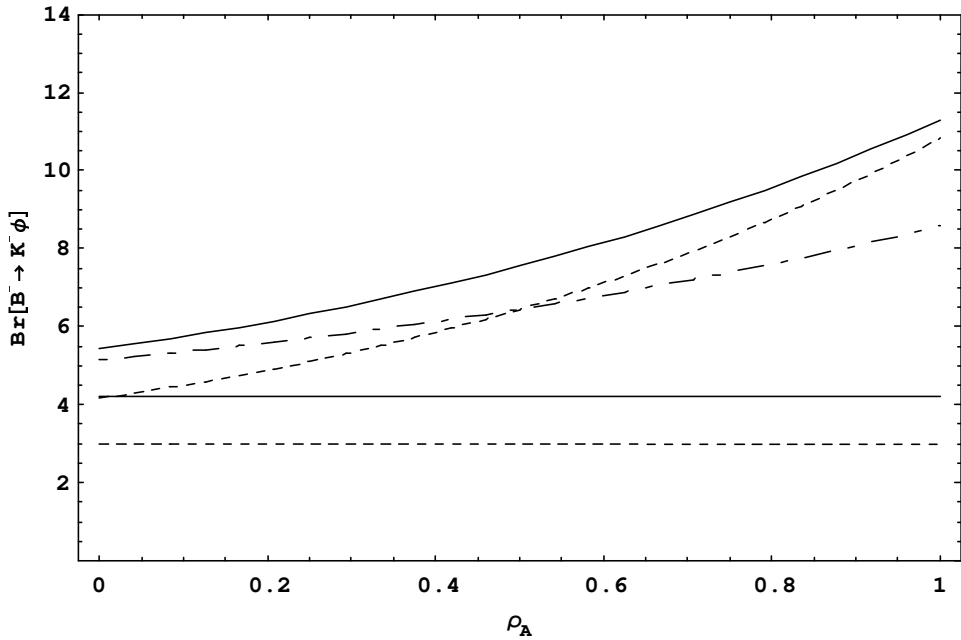


FIG. 3: Branching ratio of  $B^- \rightarrow \phi K^-$  at  $\phi_A = 0$ . The solid curve corresponds to  $\mu = m_b$ , dashed curve for  $\mu = 2.5 \text{ GeV}$  with  $m_s(2 \text{ GeV}) = 96 \text{ MeV}$  and the dot-dashed curve for  $\mu = m_b$  with  $m_s(2 \text{ GeV}) = 150 \text{ MeV}$ . The two straight lines correspond to the cases without weak annihilation.

accord with the experiment one must use parameters where the theory is least reliable. A similar result holds for the  $\text{Br}[B^0 \rightarrow \phi K_s]$ . Here theory predicts a branching ratio about 10% smaller than for  $B^+ \rightarrow \phi K^+$  (in accord with the experimental values of Eq.(2)) but the SM can achieve this only in the region where the weak annihilation processes dominate.

The dot-dashed line, in Fig.2, corresponds to a larger value of  $m_s$  and we see that the BR is very sensitive to  $m_s$  only in the large annihilation region. The region with sufficiently large annihilation to accommodate the data decreases as  $m_s$  increases, since the annihilation amplitude then decreases, as can be seen from Eq.(22).

## VI. MSUGRA

Before we proceed to present our results, let us first mention the values of the parameters used in our calculation of  $B \rightarrow \phi K$  decay amplitudes in SUGRA models since the BRs depend sensitively on them. We use  $\rho_{A,H} = 1$ ,  $\phi_{A,H} = -68^\circ$ ,  $m_s(2 \text{ GeV}) = 122.5 \text{ MeV}$  and a CKM fit giving  $\sin 2\beta = 0.73$  and  $\gamma = 59^\circ$ . (If we increase  $\gamma$ , the BR decreases, e.g. for  $\gamma = 79^\circ$ , the SM BR decreases by  $\sim 2\%$ .) The SM BR is  $4.72 \times 10^{-6}$  and the weak annihilation contribution is small ( $\sim 10\%$ ).

In Table I, we give the numerical results for two different values of the mSUGRA parameter  $\tan\beta$  cases i.e.  $\tan\beta = 40$  and  $10$  and for different  $m_{1/2}$  and  $A_0$  in the small weak annihilation case. For simplicity, we set  $\alpha_A = \pi$  in the calculation of Table I. We use large phases for other parameters but still satisfy the EDM constrains. For example, for  $m_{1/2} = 400 \text{ GeV}$  and  $A_0 = 800 \text{ GeV}$  with  $\tan\beta = 40$ , we find that  $\phi_1 = 70^\circ$ ,  $\phi_3 = 33^\circ$  and  $\phi_\mu = -13^\circ$  (at the weak scale) satisfy the EDM constraints (for reasons discussed in detail in [33]). The phase  $\alpha_A$  has a very small effect on  $S_{\phi K_S}$  and this effect becomes smaller as the magnitude of  $A$  decreases. Thus a different value of  $\alpha_A$ , in the above fit, can change  $S_{\phi K_S}$  by  $\pm 4\%$  for  $A_0 = 800 \text{ GeV}$ . This change is even smaller for smaller  $A_0$ , e.g. for  $A_0 = 200 \text{ GeV}$ , the change in  $S_{\phi K_S}$  is less than  $2\%$ . So far we have not specified  $m_0$  for our results. The values of  $m_0$ , for different  $m_{1/2}$  and  $A_0$ , are chosen such that the relic density constraint is satisfied. We also satisfy the  $\text{Br}[b \rightarrow s + \gamma]$  constraint and the Higgs mass constraint. The  $S_{\phi K_S}$  values shown in the table are the minimum that can be reached for given  $m_{1/2}$  and  $A_0$ .

It can be seen from Table I that the  $S_{\phi K_S}$  values in mSUGRA differ only slightly from the SM prediction which is  $\sin 2\beta$  evaluated using just the CKM phase. The branching ratios of

$B \rightarrow \phi K$  decays also do not differ much from the SM prediction. Even if one went to the large weak annihilation region to accommodate the large branching ratios,  $S_{\phi K_S}$  would still be similar to the numbers in Table I. Therefore, mSUGRA can not explain the large BR and the  $2.7\sigma$  difference between the  $S_{\phi K_S}$  and the  $S_{J/\psi K_S}$  experimental results. The reason is that, in mSUGRA, the only flavor violating source is in the CKM matrix, which cannot provide enough flavor violation needed for the  $b \rightarrow s$  transition in  $B \rightarrow \phi K$  decays. In the next section, we will search for the minimal extension of mSUGRA that can solve both the BR and CP problems of  $B \rightarrow \phi K$  decays.

$\tan \beta$	10				40			
$ A_0 $	800	600	400	0	800	600	400	0
$m_{1/2} = 400$	0.74	0.74	0.73	0.73	0.71	0.70	0.70	0.69
$m_{1/2} = 500$	0.74	0.74	0.74	0.74	0.72	0.72	0.72	0.71

TABLE I:  $S_{\phi K_S}$  with small weak annihilation at  $\tan \beta = 10$  and 40 in mSUGRA. The values are the minimum that can be reached subject to all other experimental constraints

## VII. SUGRA MODEL WITH NON-UNIVERSAL A TERMS

In the last section, we showed that mSUGRA contributions to  $B \rightarrow \phi K$  decays are negligible and thus mSUGRA needs to be extended if it is to explain the experimental results of  $B \rightarrow \phi K$  decays. It is obvious that some non-universal soft breaking terms which can contribute to the  $b \rightarrow s$  transition are necessary. There are two ways of enhancing the mixing between the second and the third generation: one can have non universal terms in the squark mass matrices or in the  $A^{U,D}$  matrices of Eq.(14). However, in a GUT model, at least the Standard Model gauge group must hold at  $M_G$  and hence the only squark  $m_{23}^2$  that can occur is either left-left or right-right coupling. As discussed in [20], such non-universal terms produce only small effects on  $B \rightarrow \phi K$  decays. Thus we are led to models with left-right mixing which can occur in the  $A^{U,D}$  matrices as the simplest possible non-universal term relevant to  $B \rightarrow \phi K$  decays. In this work then, we choose a model with non-zero (2,3) elements in the trilinear coupling A terms of Eq.(14) to enhance the left-right mixing of the

second and the third generation. The A terms with non-zero 23 elements can be written as

$$A^{U,D} = A_0 Y^{U,D} + \Delta A^{U,D} \quad (23)$$

where  $\Delta A^{U,D}$  are  $3 \times 3$  complex matrices and  $\Delta A_{ij}^{U,D} = |\Delta A_{ij}^{U,D}| e^{i\phi_{ij}^{U,D}}$ . When  $\Delta A^{U,D} = 0$ , mSUGRA is recovered. For simplicity, we will discuss first the case of non-zero  $\Delta A_{23}^D$  and non-zero  $\Delta A_{32}^D$  for  $\tan\beta = 10$  and 40. In both cases, all other entries in  $\Delta A^{U,D}$  are set to zero. The other parameters are same as in the mSUGRA case. We will set the phases such that the EDM constraints are obeyed. At the GUT scale, we use a diagonal Yukawa texture for  $Y^U$ , while  $Y^D$  is constructed as  $VY_d^D$  where  $V$  is the CKM matrix and  $Y_d^D$  is the diagonalized matrix of the down type Yukawa. The phenomenological requirements for the Yukawa matrices are that they produce the correct quark masses and the correct CKM matrix. Any other Yukawa texture which satisfies the same requirements can be obtained through unitary rotations. Therefore, our results can be recovered with other Yukawa textures if our A terms are rotated along with the Yukawas.

In the calculations of decay amplitudes, we will use QCD parameters for the small weak annihilation region (see the last section) where the theory is reliable. In general it is possible that (see [27] for the calculational details of weak annihilation) the new physics can change the behavior of annihilation contributions when the relevant Wilson coefficients can be reduced or increased significantly. However, in our case with non-zero  $\Delta A_{23,32}^{U,D}$  terms, the SUSY contribution mainly affects the Wilson coefficients  $C_{8g(\tau\gamma)}$  (possibly also  $\tilde{C}_{8g(\tau\gamma)}$ ) and these coefficients will not change the annihilation contributions compared to what we have in the SM calculation and thus our previous conclusion about the annihilation terms still holds.

**Case I:**  $|\Delta A_{23}^D| = |\Delta A_{32}^D|$  and  $\phi_{23}^D \neq \phi_{32}^D$

We show our results for  $|\Delta A_{23}^D| = |\Delta A_{32}^D|$  but  $\phi_{23}^D \neq \phi_{32}^D$  with  $\tan\beta = 10$  in Table II. We note that  $|\Delta A_{23(32)}^D|$  is an increasing function of  $m_{1/2}$ . The phases  $\phi_{23}^D$  and  $\phi_{32}^D$  are approximately  $-30^\circ$  and  $(75 \sim 115)^\circ$ , respectively. The other SUSY phases are:  $\phi_1 \sim 22^\circ$ ,  $\phi_3 \sim 31^\circ$  and  $\phi_\mu \sim -11^\circ$ . In addition, as mentioned above, the phase of  $A_0$ , i.e.  $\alpha_A$ , is set to be  $\pi$ .

The  $\text{Br}[B^- \rightarrow \phi K^-]$  is  $\sim 10 \times 10^{-6}$  in the parameter space of Table II. We satisfy all other experiment constraints. We see that SUGRA models can explain the large BR

$ A_0 $	800	600	400	0	$ \Delta A_{23(32)}^D $
$m_{1/2} = 300$	-0.50	-0.49	-0.47	-0.43	$\sim 50$
$m_{1/2} = 400$	-0.43	-0.40	-0.38	-0.36	$\sim 110$
$m_{1/2} = 500$	-0.46	-0.46	-0.44	-0.31	$\sim 200$
$m_{1/2} = 600$	-0.15	-0.13	-0.04	0.05	$\sim 280$

TABLE II:  $S_{\phi K_S}$  at  $\tan \beta = 10$  with non-zero  $A_{23}^D$  and  $A_{32}^D$ .

$ A_0 $	800		600		400		0	
$m_{1/2} = 300$	1.2%	-3.7%	1.4%	-3.6%	1.7%	-3.6%	2.2%	-3.5%
$m_{1/2} = 400$	1.9%	-3.5%	2.0%	-3.4%	2.2%	-3.3%	2.3%	-3.3%
$m_{1/2} = 500$	2.6%	-3.5%	2.6%	-3.6%	2.5%	-3.5%	2.4%	-3.2%
$m_{1/2} = 600$	2.0%	-2.8%	2.1%	-2.7%	2.1%	-2.5%	2.2%	-2.2%

TABLE III:  $\mathcal{A}_{b \rightarrow s+\gamma}$  (left) and  $\mathcal{A}_{\phi K^\mp}$  (right) at  $\tan \beta = 10$  with non-zero  $A_{23}^D$  and  $A_{32}^D$ .

and  $S_{\phi K_S}$  of the  $B \rightarrow \phi K$  decay modes even in the small annihilation region. Comparing with Eq.(1), one sees that the values of  $S_{\phi K_S}$  in the Table are within  $1\sigma$  range of the experimental measurement. Reducing the  $\text{Br}[B^- \rightarrow \phi K^-]$  allows one to lower  $S_{\phi K_S}$ . For example, for  $A_0 = 0$  and  $m_{1/2} = 600$  GeV, by adjusting  $\phi_{32}^D$ ,  $S_{\phi K_S}$  can be reduced to -0.05 with  $\text{Br}[B^- \rightarrow \phi K^-] \sim 9 \times 10^{-6}$ . In Table III we show the direct CP asymmetries of the  $B^- \rightarrow \phi K^-$  decay, i.e.  $\mathcal{A}_{\phi K^\mp}$ , using the same parameters as Table II. The CP asymmetry is around  $-(2 \sim 3)\%$  and agrees with the experimental result shown in Eq.(3). This prediction depends on the choice of  $\phi_{A,H}$  in Eq.(21). For example, if we use  $\phi_{A,H} = 28^\circ$ , we generate a large  $\mathcal{A}_{\phi K^\mp} \sim 27\%$ . We find that there exists a reasonably large range of  $\phi_{A,H}$  where we can satisfy the current bound on  $\mathcal{A}_{\phi K^\mp}$ . For example, at  $m_{1/2} = 300$  GeV and  $A_0 = 800$  GeV where the SUSY contribution is the largest, we find that  $\mathcal{A}_{\phi K^\mp}$  varies from 9% to -4% when  $\phi_{A,H}$  varies from  $-100^\circ$  to  $-50^\circ$  (for simplicity, we set  $\phi_A = \phi_H$ ). In addition, since the annihilation contribution is small in that range, we find that the branching ratio is around  $(9.5 \sim 11) \times 10^{-6}$ . The CP asymmetry of  $b \rightarrow s\gamma$  is  $\sim 1\text{-}3\%$ . The present experimental errors for  $C_{\phi K_S}$  are still large. For this model,  $C_{\phi K_S} \sim -\mathcal{A}_{\phi K^\mp}$ , which may be tested by future data.

$ A_0 $	800		600		400		0	
$m_{1/2} = 300$	-0.40	10.0	-0.38	10.0	-0.33	10.1	-0.05	10.0
$m_{1/2} = 400$	-0.11	8.0	-0.05	8.0	0.04	7.9	0.28	8.0
$m_{1/2} = 500$	0.07	6.0	0.16	6.1	0.24	6.1	0.37	6.2
$m_{1/2} = 600$	0.37	6.2	0.44	6.2	0.49	6.2	0.58	6.2

TABLE IV:  $S_{\phi K_S}$  (left) and  $\text{Br}[B^- \rightarrow \phi K^-] \times 10^6$  (right) at  $\tan \beta = 40$  with non-zero  $\Delta A_{23}^D$  and  $\Delta A_{32}^D$ .

$ A_0 $	800		600		400		0	
$m_{1/2} = 300$	-6.3%	-3.5%	-5.6%	-3.4%	-5.2%	-3.3%	-3.6%	-2.6%
$m_{1/2} = 400$	-3.0%	-3.0%	-2.1%	-2.9%	-1.7%	-2.6%	-0.7%	-1.8%
$m_{1/2} = 500$	-0.5%	-2.9%	-0.4%	-2.5%	-0.2%	-2.2%	0.2%	-1.7%
$m_{1/2} = 600$	0.2%	-1.7%	0.3%	-1.4%	0.4%	-1.2%	0.6%	-0.8%

TABLE V:  $\mathcal{A}_{b \rightarrow s+\gamma}$  (left) and  $\mathcal{A}_{\phi K^\mp}$  (right) at  $\tan \beta = 40$  with non-zero  $A_{23}^D$  and  $A_{32}^D$ .

In Table IV and Table V, we give our results for  $\tan \beta = 40$  with non-zero  $\Delta A_{23(32)}^D$ . The phases  $\phi_{23}^D$  and  $\phi_{32}^D$  are  $-(70 \sim 0)^\circ$  and  $(80 \sim 110)^\circ$ , respectively.  $\phi_1 \sim (25 \sim 60)^\circ$ ,  $\phi_3 \sim 25^\circ$  and  $\phi_\mu \sim -8^\circ$ . The off-diagonal elements  $|\Delta A_{23(32)}^D|$  vary from 90 GeV to 250 GeV as  $m_{1/2}$  increases. We compare Table IV with the results for  $\tan \beta = 10$  shown in Table II and we see that only low  $m_{1/2}$  can satisfy experimental data for  $\tan \beta = 40$ . The most important reason for this is that left-right mixing of the second and the third generation decreases significantly with increasing  $\tan \beta$ . This comes about as follows. The RGE running of  $A_{23(32)}^D$  is not sensitive to  $\tan \beta$ . Therefore, for the same size of  $A_{23(32)}^D$  input at the GUT scale, the weak scale values of  $A_{23(32)}^D$  do not differ much for different  $\tan \beta$ . However, the  $A^D$  term enters into the down squark matrix after electroweak symmetry breaking when  $H_1$  (see Eq.(14)) grows a vacuum expectation value proportional to  $\cos \beta$ . Hence the left-right mixing between the second and the third generation in the down squark matrix will be smaller for large  $\tan \beta$ . For low  $m_{1/2}$  this reduction can be compensated by increasing the magnitude of  $A_{23(32)}^D$ . For example, for  $m_{1/2} = 300$  GeV, we use  $|A_{23(32)}^D| \sim 90$  GeV in this case compared to 50 GeV in the case of  $\tan \beta = 10$  (see Table II). The chargino



diagram contribution increases with  $\tan\beta$  and can help to generate a large BR. But for large  $m_{1/2}$ , when the chargino contribution goes down,  $|A_{23(32)}^D|$  must become much larger. However, as  $A_{23(32)}$  increases, the pseudoscalar Higgs mass becomes small at the same time (but  $\mu$  does not get smaller), which prevents  $|A_{23(32)}^D|$  from having an unlimited increase. For example, for  $m_{1/2} = 600$  GeV and  $A_0 = 800$  GeV,  $|A_{23(32)}^D| = 250$  GeV generates  $m_A = 580$  GeV which is still allowed for the dark matter constraint to be satisfied in the  $\tilde{\tau} \leftrightarrow \tilde{\chi}^0$  co-annihilation channel. If  $|A_{23(32)}^D|$  is increased more, the pseudoscalar mass gets smaller and the dark matter constraint can still be satisfied due to the available  $\chi_1^0\chi_1^0 \rightarrow A \rightarrow f\bar{f}$  channel. But with a further reduction of the pseudoscalar mass by increasing  $|A_{23(32)}^D|$  further, this channel goes away when  $m_A < 2m_{\tilde{\chi}^0}$  and we must again satisfy the relic density using the stau-neutralino co-annihilation channel. However, the improvement of  $S_{\phi_{K_S}}$  in this scenario is small. For example, for the point mentioned above,  $|A_{23(32)}^D|$  can be increased to around 480 GeV with relic density in the  $\tilde{\tau} \leftrightarrow \tilde{\chi}^0$  channel but  $S_{\phi_{K_S}}$  can only be reduced from 0.37 (see Table IV) to 0.22 with the same branching ratio. Thus, the  $S_{\phi_{K_S}}$  and the branching ratio still cannot be satisfied.

If we use  $\phi_{23}^D = \phi_{32}^D$  (equal phases) we have one less parameter, but that choice will not be able to satisfy experimental results. The reason is that the weak phase from the gluino contributions in the Wilson coefficients  $C_{8g}$  and the weak phase from  $\tilde{C}_{8g}$  will cancel when  $\phi_{23}^D = \phi_{32}^D$  because  $C_{8g}$  depends on  $A_{23}^D$  but  $\tilde{C}_{8g}$  depends on  $(A_{32}^D)^*$ . For example, for  $\tan\beta = 10$  we find that  $S_{\phi_{K_S}} \sim 0.7$  since the gluino contribution dominates at lower  $\tan\beta$ . At  $\tan\beta = 40$ ,  $S_{\phi_{K_S}}$  can reach 0.45 since the chargino contribution is larger at higher  $\tan\beta$ , but this is not enough to satisfy the data.

**Case II:**  $|\Delta A_{23}^U| = |\Delta A_{32}^U|$  and  $\phi_{23}^U = \phi_{32}^U$

In this section we discuss the case  $\Delta A_{23(32)}^D = 0$  but  $\Delta A_{23(32)}^U \neq 0$ . The phases used are similar to those used in first two cases except  $\phi_{23}^U = \phi_{32}^U$ . This case is more complicated than the  $A_{23(32)}^D \neq 0$  case. We find that it is easier to start by comparing them.

The first important change is that the  $\Delta A_{23}^U$  contribution is much smaller than the  $\Delta A_{32}^D$  contribution to the mixing between the second and the third generation in the down squark mass matrix due to the suppression by the second generation Yukawa coupling in the RGE of  $A_{32}^D$ . (Thus our choice of  $\phi_{23}^U = \phi_{32}^U$  has no loss of generality.) Consequently, the size

$ A_0 $	800		600		400		0		$ \Delta A_{23(32)}^U $ (GeV)
$m_{1/2} = 300$	0.03	8.4	0.04	9.0	0.01	8.0	0.17	8.0	$\sim 300$
$m_{1/2} = 400$	-0.07	8.5	-0.03	8.4	0	7.1	0.32	6.3	$\sim 600$
$m_{1/2} = 500$	0	6.5	0.07	6.4	0.18	6.0	0.44	6.1	$\sim 800$
$m_{1/2} = 600$	0.27	6.1	0.30	6.1	0.35	6.1	0.51	5.9	$\sim 1000$

TABLE VI:  $S_{\phi K_S}$  (left) and  $\text{Br}[B^- \rightarrow \phi K^-] \times 10^6$  (right) at  $\tan \beta = 40$  with non-zero  $\Delta A_{23}^U$  and  $\Delta A_{32}^U$ .

$ A_0 $	800		600		400		0		$ \Delta A_{23(32)}^U $ (GeV)
$m_{1/2} = 300$	0.17	6.5	0.16	6.3	0.32	6.1	0.60	5.2	$\sim 300$
$m_{1/2} = 400$	0.37	4.7	0.39	4.6	0.46	4.3	0.62	4.3	$\sim 550$

TABLE VII:  $S_{\phi K_S}$  (left) and  $\text{Br}[B^- \rightarrow \phi K^-] \times 10^6$  (right) at  $\tan \beta = 10$  with non-zero  $\Delta A_{23}^U$  and  $\Delta A_{32}^U$ .

of the Wilson coefficient  $\tilde{C}_{8g}$  is significantly reduced. Although  $\Delta A_{23}^U$  still contributes, that contribution is also reduced (compared to  $\Delta A_{23}^D$ ) due to the RGE. Therefore, compared with the first case the total SUSY contributions are reduced especially for  $\tan \beta = 10$  and thus it becomes harder to fit the experimental results.

Another important change is the roles of some experimental constraints which are not important in the first case in the sense that they do not prevent the SUSY contributions from increasing, or at least their limits are not reached when we have solutions satisfying the B-decay data. Below are some comments concerning this:

1. For  $\tan \beta = 40$  and low  $m_{1/2}$ , i.e. 300 GeV, the  $\text{Br}[B \rightarrow X_s \gamma]$  will constrain the size of  $\Delta A_{23(32)}^U$ . This is why the  $S_{\phi K_S}$  and the branching ratio fit is not as good as the corresponding one shown in Table II for the  $A_{23(32)}^D \neq 0$  case.
2. When  $m_{1/2}$  increases, the size of  $\Delta A_{23(32)}^U$  also needs to be increased. But three other additional constraints are present, i.e.  $\Delta M_K$  and  $\epsilon_K$  from the  $K^0 - \bar{K}^0$  mixing and the mass of smallest up squarks (right-handed stop)  $m_{\tilde{t}_R}$ . For example, for  $m_{1/2} = 500$  and  $A_0 = 600$  (and  $m_0 = 431$  GeV by the relic density constraint) we get  $m_{\tilde{g}} \sim m_{\tilde{q}} \sim 1000$  GeV (where  $m_{\tilde{q}}$  is the average squark mass and  $m_{\tilde{g}}$  is the mass of the gluino, see [39] for more details) and we find that  $\sqrt{|\text{Re}(\delta_{12}^d)_{LL}^2|} = 7.1 \times 10^{-2}$  and  $\sqrt{|\text{Im}(\delta_{12}^d)_{LL}^2|} = 9.7 \times 10^{-3}$  which are allowed by

the experimental bounds on  $\Delta M_K$  and  $\epsilon_K$  [39] (the sizes of  $(\delta_{12}^d)_{LR}$ ,  $(\delta_{12}^d)_{RL}$  and  $(\delta_{12}^d)_{RR}$  are around  $10^{-8} \sim 10^{-7}$  and thus these bounds can be safely ignored in our case).

3. The situation for the right-handed stop mass is similar to the pseudoscalar Higgs case we mentioned at the end of Case I. We use the  $\tilde{\tau} \leftrightarrow \tilde{\chi}^0$  channel to satisfy the dark matter constraints. Although it's possible to use a larger  $A_{23(32)}^U$  which consequently reduces  $m_{\tilde{t}_R}$  more and then opens the  $\tilde{t}_R \leftrightarrow \tilde{\chi}^0$  channel, the room is small due to the smallness of  $m_{\tilde{\chi}^0}$ . In addition, the  $M_K$  and the  $\epsilon_K$  bounds become harder to satisfy when  $m_{\tilde{t}_R}$  is small. Therefore, as in the case where the pseudoscalar Higgs mass becomes small, possible improvements can not satisfy the experimental results of both  $S_{\phi K_S}$  and  $\text{Br}[B^- \rightarrow \phi K^-]$ .

A further difference is the  $\tan \beta$  dependence. In Case I, as was discussed above, gluino contributions depend inversely on  $\tan \beta$  due to the way that  $A_{23(32)}^D$  enters into the down squark mass matrix. But in this case, the gluino contributions are reduced significantly and the chargino plays a more important role, which will be enhanced by  $\tan \beta$ . Therefore, in this case, we see that larger  $\tan \beta$  can satisfy the experimental results at small  $m_{1/2}$ , but small  $\tan \beta$  cannot and that is why we have only given results in Table VII for two values of  $m_{1/2}$  at  $\tan \beta = 10$  since higher  $m_{1/2}$  cannot improve the situation.

We also comment concerning  $A_0$  and its phase. So far, we have used the phase  $\pi$  for  $A_0$ . We find that using a different phase will not improve the results greatly. In general, the improvement is at a few percent level. (This holds also for case I.) For example, in Case II, for  $\tan \beta = 40$ ,  $m_{1/2} = 400$  and  $A_0 = 800$ , we find that using  $\alpha_A \sim -95^\circ$  can improve  $S_{\phi K_S}$  from -0.04 to -0.06.

Finally we note that the values of  $\mathcal{A}_{b \rightarrow s + \gamma}$  and  $\mathcal{A}_{\phi K^\mp}$  remain small, i.e.  $\mathcal{A}_{b \rightarrow s + \gamma}$  and  $\mathcal{A}_{\phi K^\mp}$  are  $-(3 \sim 0)\%$  and  $-(3 \sim 1)\%$  at  $\tan \beta = 10$ , and  $-(5 \sim 0)\%$  and  $-(3 \sim 1)\%$  at  $\tan \beta = 40$ .

## VIII. CONCLUSION

In this paper, we have probed the  $B \rightarrow \phi K$  decays in SUGRA models with CP violating phases to explain the discrepancy between the experimental measurements and the SM predictions of the CP asymmetry of  $B^0 \rightarrow \phi K_S$  and the branching ratios of the  $B \rightarrow \phi K$  decays. We have calculated the CP asymmetries of  $B^- \rightarrow \phi K^-$  and  $B \rightarrow X_s \gamma$ . In our analysis, we implemented all relevant experimental constraints, e.g.  $\text{Br}[B \rightarrow X_s \gamma]$ , relic density,  $K^0 - \bar{K}^0$  mixing parameters and electron and neutron EDMs. We used the improved

QCD factorization method [26, 27] for the calculation of decay amplitudes.

The SM not only can not explain the CP asymmetry of  $B^0 \rightarrow \phi K_S$ , it also fails to satisfy the  $\text{Br}[B \rightarrow \phi K]$  data barring the region of large weak annihilation where the theory is most suspect. We then studied the mSUGRA model and found that it also has the same problem. Therefore, if the current experimental results continue to hold in the future, it will signal the first significant breakdown of the Standard Model and also of mSUGRA. This conclusion is important in the sense that one needs to construct a more complicated SUGRA model to satisfy experimental measurements which will provide important guidance to our future research on SUSY models and their signals at the accelerator experiments.

We have considered the extension of the mSUGRA model by adding non-universal  $A$  terms. For a GUT theory, the only natural choice is to have a left-right mixing between the second and the third generation in the up or down quark sectors i.e.  $\Delta A_{23}^{U,D}$  and  $\Delta A_{32}^{U,D}$  terms. We have examined thoroughly several different possibilities in this extension and their theoretical predictions and have found a large region of parameter space where all experimental results can be satisfied, including the CP asymmetries and branching ratios of the  $B \rightarrow \phi K$  decays. This result is obtained without resorting to large weak annihilation amplitudes and so is based on reliable calculations of hadronic decays, and thus provides useful hints for the study of hadronic B decays. Further the size of  $\Delta A_{23}^{U,D}$  needed is the same as the other soft breaking terms, and so is not anomalously small or large. Thus, this study also can provide important phenomenological information not only for accelerator physics but also for building models at the GUT scale and for exploring physics beyond it. In this connection, models based on Horava-Witten M-theory can naturally give rise to non-zero values of  $\Delta A_{23}$ . In previous work [42] it was shown that it was possible to construct a three generation model with  $SU(5)$  symmetry using a non-standard embedding based on a torus fibered Calabi-Yau three fold with a del Pezzo base  $dP_7$ . The model allowed Wilson line breaking to the Standard Model at  $M_G$ , and also had vanishing instanton charges on the physical orbifold plane. If in addition one assumed that the 5-branes in the bulk clustered around the distant plane, one could explain without undue fine tuning the general structure of the quark and lepton mass hierarchies and obtain the LMA solution for neutrino oscillations [42, 43, 44]. One can show that the model naturally gives rise to  $\Delta A_{23}$  non-universal terms as required by the current B-factory data, while keeping the squark mass matrices essentially universal. This model will be discussed elsewhere [45].

## Acknowledgments

We thank Guohuai Zhu and Sechul Oh for a discussion on QCD factorization. This work is supported in part by a National Science Foundation Grant PHY-0101015 and in part by Natural Sciences and Engineering Research Council of Canada.

---

- [1] Y. Grossman and M. P. Worah, Phys. Lett. B **395**, 241 (1997). [arXiv:hep-ph/9612269];
- [2] B. Aubert *et al.* [BABAR Collaboration], arXiv:hep-ex/0207070.
- [3] K. Abe *et al.* [Belle Collaboration], arXiv:hep-ex/0207098.
- [4] K. Abe *et al.* [BELLE Collaboration], Phys. Rev. D **67**, 031102 (2003) [arXiv:hep-ex/0212062].
- [5] G. Hamel De Monchenault, arXiv:hep-ex/0305055.
- [6] K. Abe [Belle Collaboration], arXiv:hep-ex/0308035.
- [7] T. Browder, talk given at XXI international symposium on lepton and photon interactions at high energies, Fermi National Accelerator Laboratory, Aug. 12, 2003 ([http://conferences.fnal.gov/lp2003/program/S5/browder\\_s05\\_ungarbled.pdf](http://conferences.fnal.gov/lp2003/program/S5/browder_s05_ungarbled.pdf)).
- [8] A. J. Buras, arXiv:hep-ph/0210291.
- [9] R. A. Briere *et al.* [CLEO Collaboration], Phys. Rev. Lett. **86**, 3718 (2001).
- [10] A. Kagan, arXiv:hep-ph/9806266; talk at the 2nd International Workshop on B physics and CP Violation, Taipei, 2002; SLAC Summer Institute on Particle Physics, August 2002.
- [11] G. Hiller, Phys. Rev. D **66**, 071502 (2002) [arXiv:hep-ph/0207356].
- [12] A. Datta, Phys. Rev. D **66**, 071702 (2002) [arXiv:hep-ph/0208016].
- [13] M. Ciuchini and L. Silvestrini, Phys. Rev. Lett. **89**, 231802 (2002) [arXiv:hep-ph/0208087].
- [14] B. Dutta, C. S. Kim and S. Oh, Phys. Rev. Lett. **90**, 011801 (2003) [arXiv:hep-ph/0208226].
- [15] S. Khalil and E. Kou, Phys. Rev. D **67**, 055009 (2003) [arXiv:hep-ph/0212023].
- [16] S. Baek, Phys. Rev. D **67** (2003) 096004 [arXiv:hep-ph/0301269].
- [17] C. W. Chiang and J. L. Rosner, arXiv:hep-ph/0302094.
- [18] A. Kundu and T. Mitra, arXiv:hep-ph/0302123.
- [19] K. Agashe and C. D. Carone, arXiv:hep-ph/0304229.
- [20] G. L. Kane, P. Ko, H. b. Wang, C. Kolda, J. h. Park and L. T. Wang, Phys. Rev. Lett. **90** (2003) 141803 [arXiv:hep-ph/0304239].

- [21] D. Chakraverty, E. Gabrielli, K. Huitu and S. Khalil, arXiv:hep-ph/0306076.
- [22] J. F. Cheng, C. S. Huang and X. h. Wu, arXiv:hep-ph/0306086.
- [23] L. J. Hall, V. A. Kostelecky and S. Raby, Nucl. Phys. B **267**, 415 (1986); F. Gabriani, E. Gabrielli, A. Masiero and L. Silvestrini, Nucl. Phys. B **477**, 321 (1996). [arXiv:hep-ph/9604387].
- [24] R. Arnowitt, B. Dutta and Y. Santoso, Phys. Rev. D **64**, 113010 (2001) [arXiv:hep-ph/0106089]; R. Arnowitt and B. Dutta, arXiv:hep-ph/0211417.
- [25] J. R. Ellis, T. Falk, G. Ganis, K. A. Olive and M. Srednicki, Phys. Lett. B **510**, 236 (2001) [arXiv:hep-ph/0102098]; M. E. Gomez and J. D. Vergados, Phys. Lett. B **512**, 252 (2001) [arXiv:hep-ph/0012020]; H. Baer, C. Balazs, A. Belyaev, J. K. Mizukoshi, X. Tata and Y. Wang, arXiv:hep-ph/0210441; A. B. Lahanas and D. V. Nanopoulos, arXiv:hep-ph/0303130.
- [26] M. Beneke, G. Buchalla, M. Neubert and C. T. Sachrajda, Phys. Rev. Lett. **83**, 1914 (1999); [arXiv:hep-ph/9905312]; Nucl. Phys. B **591**, 313 (2000); [arXiv:hep-ph/0006124]; Nucl. Phys. B **606**, 245 (2001). [arXiv:hep-ph/0104110].
- [27] D. s. Du, H. j. Gong, J. f. Sun, D. s. Yang and G. h. Zhu, Phys. Rev. D **65**, 094025 (2002) [Erratum-ibid. D **66**, 079904 (2002)]. [arXiv:hep-ph/0201253].
- [28] D. s. Du, J. f. Sun, D. s. Yang and G. h. Zhu, Phys. Rev. D **67**, 014023 (2003). [arXiv:hep-ph/0209233].
- [29] G. h. Zhu, private communication.
- [30] A. Ali, G. Kramer and C. D. Lu, Phys. Rev. D **58**, 094009 (1998) [arXiv:hep-ph/9804363].
- [31] T. Falk and K. A. Olive, Phys. Lett. B **375**, 196 (1996) [arXiv:hep-ph/9602299]; T. Ibrahim and P. Nath, Phys. Lett. B **418**, 98 (1998) [arXiv:hep-ph/9707409]; Phys. Rev. D **57**, 478 (1998) [Erratum-ibid.**58**, 019901 (1998); Erratum-ibid.**60**, 079903 (1999); Erratum-ibid.**60**, 119901 (1999)] [arXiv:hep-ph/9708456].
- [32] T. Falk and K. A. Olive, Phys. Lett. B **439**, 71 (1998) [arXiv:hep-ph/9806236]; M. Brhlik, G. J. Good and G. L. Kane, Phys. Rev. D **59**, 115004 (1999) [arXiv:hep-ph/9810457]; A. Bartl, T. Gajdosik, W. Porod, P. Stockinger and H. Stremnitzer, Phys. Rev. D **60**, 073003 (1999) [arXiv:hep-ph/9903402]; S. Pokorski, J. Rosiek and C. A. Savoy, Nucl. Phys. B **570**, 81 (2000) [arXiv:hep-ph/9906206].
- [33] E. Accomando, R. Arnowitt and B. Dutta, Phys. Rev. D **61**, 115003 (2000)

- [arXiv:hep-ph/9907446]; Phys. Rev. D **61**, 075010 (2000) [arXiv:hep-ph/9909333].
- [34] M. Carena, M. Olechowski, S. Pokorski and C. E. Wagner, Nucl. Phys. B **426**, 269 (1994) [arXiv:hep-ph/9402253].
- [35] Heavy Flavor Averaging Group, <http://www.slac.stanford.edu/xorg/hfag/index.html>.
- [36] A. J. Buras, A. Czarnecki, M. Misiak and J. Urban, Nucl. Phys. B **631**, 219 (2002) [arXiv:hep-ph/0203135].
- [37] T. E. Coan *et al.* [CLEO Collaboration], Phys. Rev. Lett. **86**, 5661 (2001) [arXiv:hep-ex/0010075].
- [38] C. L. Bennett *et al.*, arXiv:astro-ph/0302207.
- [39] M. Ciuchini *et al.*, JHEP **9810**, 008 (1998) [arXiv:hep-ph/9808328].
- [40] K. Hagiwara *et al.*, Phys. Rev. D **66**, 010001 (2002)
- [41] L. Wolfenstein, Phys. Rev. Lett. **51**, 1945 (1983).
- [42] R. Arnowitt and B. Dutta, Nucl. Phys. B **592**, 143 (2001) [arXiv:hep-th/0006172].
- [43] R. Arnowitt, B. Dutta and B. Hu, arXiv:hep-ph/0211084.
- [44] R. Arnowitt, B. Dutta and B. Hu, in preparation.
- [45] R. Arnowitt, B. Dutta and B. Hu, in preparation.