

# Lithium Experiment in the Interplay of Solar and Neutrino Physics.

Anatoly Kopylov and Valery Petukhov  
 Institute of Nuclear Research of Russian Academy of Sciences  
 117312 Moscow, Prospect of 60th Anniversary of October Revolution 7A

## Abstract

In a future study of solar neutrinos a special emphasis should be given to the measurement of the fluxes of neutrinos generated in CNO cycle, because this is a direct way to measure with record uncertainty – less than 1% the contribution to the solar luminosity of a pp-chain of reactions. Combined with the luminosity constraint method suggested by M. Spiro and D. Vignaud this will put the foundation for the further substantial progress in the study of neutrinos and thermonuclear reactions in the interior of the Sun. So far the hypothesis of CNO cycle hasn't found any experimental confirmation. A lithium-based radiochemical detector has a potential to detect neutrinos from CNO cycle what will be a direct proof of its existence. This will be a stringent test of the theory of stellar evolution and will complete a long-standing goal of recording the neutrino spectrum of the Sun. The energy generated in the Sun and neutrino oscillation parameters are inherently interconnected in this research. The analysis shows that although a lithium detector is a radiochemical one, principally it is possible to find separately the fluxes of  $^{13}\text{N}$ - and  $^{15}\text{O}$ -neutrinos from the total neutrino capture rate measured by this detector.

For nearly 40 years the solar neutrino problem, born after the first results of the chlorine experiment [1] has been exciting the interest of a scientific community to the solar neutrinos. The remarkable progress achieved in a number of experiments with solar neutrinos [2] with a culmination of KamLAND [3] has shown unambiguously that solar neutrinos do oscillate and the parameters of neutrino oscillations responsible for this belong to the MSW LMA region [4], which is now split into two sub-regions so that at  $3\sigma$  we have

$$5.1 \times 10^{-5} eV^2 < \Delta m^2 < 9.7 \times 10^{-5} eV^2$$

$$1.2 \times 10^{-4} eV^2 < \Delta m^2 < 1.9 \times 10^{-4} eV^2$$

and for a mixing angle  $\theta_\odot$

$$0.29 < \tan^2 \theta_\odot < 0.86$$

The peculiar thing is that probably the most decisive result about oscillation of solar neutrinos was obtained in experiment (KamLAND) dealing not with solar neutrinos but with antineutrinos from reactors.

The further progress can be achieved by increasing the accuracy of measurements of neutrino fluxes. Here some new aspect has arisen, which is connected with the possibility to increase drastically the accuracy in the evaluation of the

contribution of pp chain to the total luminosity of the Sun. The thing is that, as it is known, there are basically two sources of solar energy: the pp-chain of reactions and CNO-cycle, the latter is presented on Fig.1 [5].

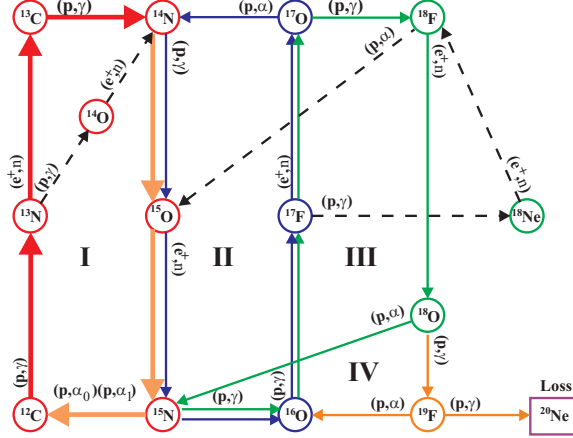


Figure 1: The CNO cycle of thermonuclear reactions.

The CNO cycle contributes to the solar luminosity 1.5% according to a standard solar model (SSM) BP2000 [6]. But so far there's no experimental evidence of its existence. The present limit for the contribution of a CNO cycle to the solar luminosity is 7.3% [7]. It means that although the luminosity of the Sun is measured with the accuracy better than 1% one can not use this high accuracy in the evaluation of the physical quantities because the lack of the data on CNO neutrinos is smudging the picture. To eliminate it one is obliged to remove the uncertainty of CNO cycle and the only way to do it is to measure the fluxes of neutrinos from  $^{13}\text{N}$  and  $^{15}\text{O}$  decays. To reach this aim it would be adequate to measure the neutrinos from  $^{13}\text{N}$  and  $^{15}\text{O}$  with the accuracy of about 20%. This will enable to determine the contribution of CNO cycle to the solar luminosity as the value of about  $1.5 \pm 0.3 \%$  (if to take the number predicted by SSM). Then the contribution of pp-chain to the solar luminosity will be determined with the unprecedented accuracy as the value  $98.5 \pm 0.3 \%$  (here we neglect the small corrections due to the gravitational energy change during the current evolution of the Sun which is calculated to be in module less than 0.1% according to BP2000). From this one can envisage the new perspectives for the physics of solar interior and for finding the mixing angle  $\theta_\odot$  by means of a luminosity constraint [8] applied to neutrino fluxes of pp-chain as the main source of a solar energy. In the future the new experiments will measure with much better accuracy, on the level of a few percent, the fluxes of pp and  $^7\text{Be}$  neutrinos, which determine the major energy production of the Sun. Thus for a further progress in the study of solar neutrinos it is vital to measure the capture rate by a lithium target. It was shown in [9] that principally it is even possible to find separately the fluxes of  $^{13}\text{N}$  and  $^{15}\text{O}$  neutrinos although a

lithium detector is a radiochemical one, i.e. it measures the total capture rate from all neutrino sources. In fact, the situation in this aspect is quite good for a lithium target because due to a relatively high threshold of this detector the rate from  $^{13}\text{N}$  neutrinos is much less than the one from  $^{15}\text{O}$  neutrinos: the ratio is approximately 1/5, see Table 1 taken from ref.6.

Table 1. Standard Model Predictions (BP2000): solar neutrino fluxes and neutrino capture rates, with  $1\sigma$  uncertainties from all sources (combined quadratically).

Source	Flux ( $10^{10}\text{cm}^{-2}\text{s}^{-1}$ )	Cl (SNU)	Ga (SNU)	Li (SNU)
pp	$5.95(1.00^{+0.01}_{-0.01})$	0.0	69.7	0.0
pep	$1.40 \times 10^{-2}(1.00^{+0.015}_{-0.015})$	0.22	2.8	9.2
hep	$9.3 \times 10^{-7}$	0.04	0.1	0.1
$^7\text{Be}$	$4.77 \times 10^{-1}(1.00^{+0.10}_{-0.10})$	1.15	34.2	9.1
$^8\text{B}$	$5.05 \times 10^{-4}(1.00^{+0.20}_{-0.16})$	5.76	12.1	19.7
$^{13}\text{N}$	$5.48 \times 10^{-2}(1.00^{+0.21}_{-0.17})$	0.09	3.4	2.3
$^{15}\text{O}$	$4.80 \times 10^{-2}(1.00^{+0.25}_{-0.19})$	0.33	5.5	11.8
$^{17}\text{F}$	$5.63 \times 10^{-4}(1.00^{+0.25}_{-0.25})$	0.0	0.1	0.1
Total		$7.6^{+1.3}_{-1.1}$	$128^{+9}_{-7}$	$52.3^{+6.5}_{-6.0}$

This helps in the interpretation of the data because the uncertainty of the rate from CNO neutrinos depends mainly upon the uncertainty of the  $^{15}\text{O}$  neutrino flux. But still it is possible to resolve these two sources. This will be useful for getting the abundances of  $^{12}\text{C}$  and  $^{14}\text{N}$  in the central zone of the Sun, which have rather peculiar distribution as the calculation by the SSM reveals, see Fig.2 drawn from the calculated data presented in ref.10. The information about how well the SSM describes the role of CNO cycle in the Sun will be very useful for understanding other stellar objects, primarily those where CNO-cycle plays a major role.

Now, let's suppose the capture rate by a lithium detector has been measured. What can be a procedure for the evaluation of the fluxes of neutrinos from CNO cycle and of the mixing angle  $\theta_\odot$ ? By that time  $\Delta m^2$  will be measured by KamLAND with a very good accuracy, so let's take it as a known value. Then as a first step we should subtract from the total measured capture rate the effect from neutrinos  $^7\text{Be}$ , pep and  $^8\text{B}$ . By the time we get the data in a lithium experiment these fluxes will be known with good accuracy (with the possible exception of the pep-neutrinos, but this is of little consequence because the ratio of the pep flux to the pp flux is well known). In fact, to subtract the effect from all these sources we don't need extraordinary accuracy, because our aim is to get the effect from CNO neutrinos with the accuracy of about 20% what is enough as we have seen earlier. To do this we need the accuracy in the evaluation of the pep,  $^7\text{Be}$  and  $^8\text{B}$  fluxes of about 6-8% . To find the contribution of beryllium neutrinos one should know not only the flux of beryllium neutrinos but also

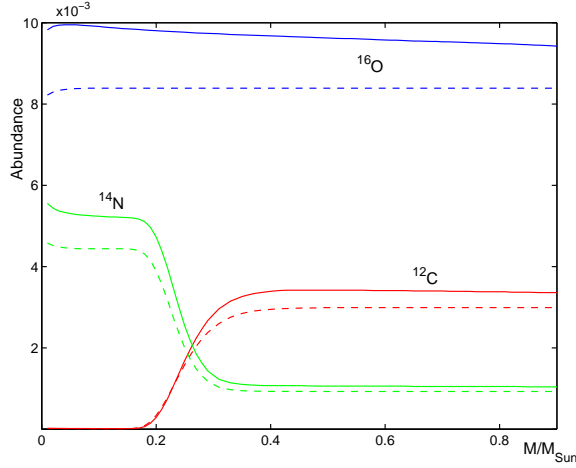


Figure 2: The abundances of  $^{12}\text{C}$  and  $^{14}\text{N}$  in the interior of the Sun.

the shape of the energy spectrum of these neutrinos due to thermal broadening. The details of this were discussed in [11]. The point is that in the laboratory conditions the  $^7\text{Be}$  line will not produce  $^7\text{Be}$  on lithium since the reaction of  $^7\text{Be}$  production is reverse to electron capture by  $^7\text{Be}$ . If to consider electron screening in terrestrial atoms, the energy of beryllium line is even lower than a threshold for  $^7\text{Be}$  production. But in the Sun high temperature produces the thermal broadening of the  $^7\text{Be}$  line, as it was discussed in [12] and later was computed with high accuracy by Bahcall [13]. Because of this some fraction of the line with the energy higher than the threshold will produce  $^7\text{Be}$ . The effect is model dependent. The fact that the measured flux of boron neutrinos is in a good agreement with the one predicted by BP2000 shows that the model gives the correct temperature map of the interior of the Sun, hence there is good reasoning to believe that the thermal broadening of the beryllium line is described by the model correctly. The substantial issue is that while the contribution of CNO cycle to the solar energy is only 1.5% , the weight of neutrinos from CNO cycle in the production rate of  $^7\text{Be}$  on  $^7\text{Li}$  is about 30% , so that for the total capture rate expected for a lithium target 23 SNU neutrinos from CNO cycle contribute 7 SNU. If we take the parameters of neutrino oscillations of the best-fit point, make the estimates for a detector with 10 tons of lithium and take pure statistical uncertainties as it was done in [9], then the capture rate on a lithium target can be measured with the accuracy of approximately 1 SNU for 16 Runs total performed during 4 years of measurements. After subtracting the rate from these three sources of a pp-chain one gets the rate from neutrinos of CNO cycle. Now we have two possibilities: first, we can take the ratio of  $^{13}\text{N}$  to  $^{15}\text{O}$  neutrinos as a given one by a SSM, or we can find separately the contribution of these two neutrino sources to the total capture rate solving the system of two equations:

$$\begin{cases} L_H + L_{CN} + L_{NO} &= L_{\odot} \\ R_H + R_{CN} + R_{NO} &= R_{Li} \end{cases}$$

Here  $L_H$ ,  $L_{CN}$  and  $L_{NO}$  are the contributions to the solar luminosity of pp-chain and two half-cycles of CNO cycle,  $R_{Li}$ ,  $R_H$  - the measured and estimated for the hydrogen sequence rates in a lithium detector,  $R_{CN}$  and  $R_{NO}$  - the rates from neutrinos born in  $^{13}\text{N}$ - and  $^{15}\text{O}$ -decays,  $R = yL/4\pi r_{SUN}^2 \varepsilon$ , where  $r_{SUN}$  - the distance from Sun to Earth,  $\varepsilon$  is the energy contributed to the Sun per one neutrino emitted in each half-cycle of CNO-cycle and  $y$  - the capture rate per one neutrino of  $^{13}\text{N}$ - or  $^{15}\text{O}$ -spectra. One can see from these equations that principally it is possible to find separately the fluxes of  $^{13}\text{N}$  and  $^{15}\text{O}$  neutrinos. Let's look more in the details. If the fluxes of neutrinos from a hydrogen sequence are measured with very good accuracy then the only unknown thing is the energy of CNO cycle. But the energy generation in this cycle proceeds by two half-cycles: from  $^{12}\text{C}$  to  $^{14}\text{N}$  (first one) and from  $^{14}\text{N}$  to  $^{12}\text{C}$  (second one). The rates depend upon the abundance of  $^{12}\text{C}$  and  $^{14}\text{N}$  in the interior of the Sun. This is why the fluxes of  $^{13}\text{N}$  and  $^{15}\text{O}$  neutrinos are different, see Table1. Figure 2 shows the distribution of the abundance of  $^{12}\text{C}$  and  $^{14}\text{N}$  along the profile of the Sun (in the mass ratio units) [10]. One can see that the center of the Sun is depleted by  $^{12}\text{C}$  (it is burned out) while is enriched by  $^{14}\text{N}$  (it is accumulated). The question is: will this abundance distribution be confirmed by experiment? For the first half-cycle the energy release  $E_1 = ^{12}\text{C} + 2^1\text{H} - ^{14}\text{N}$ . For the second one  $E_2 = ^{14}\text{N} + 2^1\text{H} - ^{12}\text{C} - \alpha$ . The total energy release will be as it is well know  $E_1 + E_2 = 4^1\text{H} - \alpha$ . The energy released in the first half-cycle is a bit smaller than the one in the second half-cycle  $E_2 - E_1 = 2(^{14}\text{N} - ^{12}\text{C}) - \alpha$ . It is about 3.3 MeV. And if to take into account that the energy of neutrino emitted in the first half-cycle is less than the energy of the neutrino in the second one, we obtain that the in the first half-cycle the Sun gets less energy only by about 3.1 MeV than in the second half-cycle, this means that these energies are very close. What concerns the rate of a lithium detector, the situation here is very different. The contribution of the  $^{15}\text{O}$ -neutrino is 5 times bigger than the one of  $^{13}\text{N}$ -neutrinos. In other words, the straight lines corresponding to equations (1) and (2) of the system are not parallel and the system of equations has a solution. Now, having found the CNO neutrinos, we have found the energy produced in CNO cycle and subtracting this energy from the solar luminosity we find the contribution to the solar luminosity of a pp-chain. Then we can use the luminosity constraint method. At this phase it is important to have the accuracy of the measurements of neutrino fluxes of a pp-chain, primarily, of the flux of pp-neutrinos, as high as possible. Taking as the experimental points the ones simulated by Monte-Carlo using the error bars given by experiments we obtain a new  $\theta'_{\odot}$  corresponding to each Monte-Carlo simulation. As a result we have found the field of points with the corresponding weights in this Monte-Carlo simulation. Obviously the input  $\theta_{\odot}$  and output  $\theta'_{\odot}$  should coincide within the experimental uncertainties as it is illustrated on Fig.3.

For each confidence level one can find the corresponding allowed region for  $\theta_{\odot}$  which is located in the vicinity of a diagonal of Fig.3. This is a general pro-

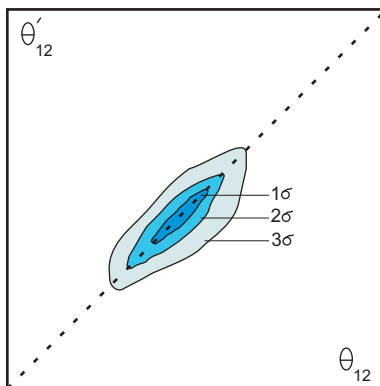


Figure 3: The  $\theta$ -diagram.

cedure, which can be used if the rate has been measured by a lithium detector. The useful thing is that as a result of this procedure we can get both the energy produced in CNO cycle and the mixing angle  $\theta_{\odot}$  and there's a close interconnection between these two values. This is a good example of the interplay of a solar and neutrino physics apart from the luminosity constraint method by itself.

The last issue we would like to address in this paper is the question: is it really very interesting to measure precisely the mixing angle  $\theta_{\odot}$ ? It was proposed in [14] to measure  $\tan^2\theta_{\odot}$  with the accuracy of about 14% in a dedicated reactor antineutrino experiment with a base of about 70 km oriented to the minimum of the oscillation curve. This is, of course, a very good idea. But the Sun can give us more. The accuracy of determining  $\theta_{\odot}$  in Sun's laboratory is limited mainly by the accuracy of measurement of neutrinos of pp-chain. So here we can go further, till the level of a few percent. The reward would be not only a better accuracy in finding a mixing angle, this is just the way of searching for something new by means of precise measurements as it has been done by Raymond Davis when he decided to measure the flux of boron neutrinos from the Sun. The potentiality of this research is still high, starting from more precise understanding of the interior of the Sun, continuing to the study of neutrino physics and, as it well may be, till the possible discovery of the unknown source of solar energy.

To summarize we should note that a lithium experiment is the only way to find with unprecedented accuracy the energy produced by a pp-chain of reactions in the interior of the Sun by means of measuring the fluxes of neutrinos generated in a CNO cycle. This information is vital for further study of the thermonuclear processes in the interior of the Sun and can be effectively used for finding the mixing angle  $\theta_{\odot}$  with the accuracy of  $\tan^2\theta_{\odot}$  on the level of a few percent. The study of CNO is very important also as a precise test of the theory of stellar evolution.

This work was supported in part by the Russian Fund of Basic Research, con-

tract N 01-03-16167-A and by the grant of Russia “Leading Scientific Schools” LSS-1782.2003.2. The authors deeply appreciate the very stimulating discussions with G.Zatsepin, L.Bezrukov, V.Kuzmin, Yu.Efremenko, G.Seidel, R.Lanou, M.Nakahata, S.Turch-Chieze.

## References

- [1] R.Davis Jr., J.C.Evans, V.Radeka, and L.Rogers, 1972, *Neutrino 72 Conference, Balatonfured, Hungary* **1** 5-27
- [2] B.T.Cleveland et al., 1998, *Astrophys. J.* **496**, 505  
J.N.Abdurashitov et al., 2002, *J. Exp. Theor. Phys.* **95**, 181  
W.Hampel et al. (GALLEX collaboration), 1999, *Phys. Lett.* **B447**, 127  
T.Kirsten, 2002, *talk at the XXth Int. Conf. On Neutrino Physics and Astrophysics (NU2002)*, Munich, May 25-30  
M.Altmann et al., 2000, *Phys. Lett.* **B490**, 16  
E.Bellotti et al. (GNO collaboration), 2000, in *Neutrino 2000, Proc. of the XIXth Int. Conf. On Neutrino Physics and Astrophysics*, 16-21 June, eds. J.Law  
R.W.Ollerhead, J.J.Simpson, 2001, *Nucl. Phys. B (Proc. Suppl.)* **91**, 44  
Y.Fukuda et. al., 1996, *Phys. Rev. Lett.* **77**, 1638  
S. Fukuda et al., 2001, *Phys. Rev. Lett.* **86**, 5651  
Q.R.Ahmad et al., 2001, *Phys. Rev. Lett.* **87**, 71301  
Q.R.Ahmad et al., 2002, *Phys. Rev. Lett.* **89**, 11301
- [3] K.Eguchi et al. (KamLAND collaboration), *hep-ex/0212021*
- [4] V.Barger, D.Marfatia, *hep-ph/0212126*  
G.L.Fogli, E.Lisi, A.Marrone, D.Montanino, *hep-ph/0212127*  
M.Maltoni, T.Schwetz, J.W.F.Valle, *hep-ph/0212129*  
A.Bandyopadhyay, S.Choubey, R.Gandi, S.Goswami, *hep-ph/0212146*  
J.N.Bahcall, M.C.Gonzalez-Garchia, C.Peña-Garay, *hep-ph/0212147*  
P.C.de Hollanda and A.Yu.Smirnov, *hep-ph/0212270*
- [5] E.C.Adelberger et al., *astro-ph/9805121*
- [6] J.N.Bahcall, M.N.Pinsonneault, S.Basu, *astro-ph/0010346*
- [7] J.N.Bahcall, M.C.Gonzalez-Garcia, and C.Peña-Garay, *hep-ph/0212331*
- [8] M.Spiro and D.Vignaud, 1990, *Physics Letters B*, **242** 279-284
- [9] A.Kopylov, V.Petukhov, *hep-ph/0301016*
- [10] J.N.Bahcall, 1989, *Neutrino Astrophysics* Cambridge University Press, Cambridge
- [11] J.N.Bahcall, 1994, The  $^7\text{Be}$  Solar Neutrino Line: A Reflection of the Central Temperature Distribution of the Sun, *Preprint IASSNS-AST 93/40*

- [12] G.V.Domogatsky, 1969, *Preprint of Lebedev Phys. Inst., Moscow, no.153*
- [13] J.N.Bahcall, 1978, *Rev.Mod.Phys.* **50**, 881
- [14] A.Bandyopadhyay, S.Choubey, S.Goswami, *hep-ph/0302243*