

The Collider Phenomenology of Technihadrons in the Technicolor Straw Man Model

Kenneth Lane^{1,2*} and Stephen Mrenna^{2†}

¹Department of Physics, Boston University
590 Commonwealth Avenue, Boston, Massachusetts 02215

²Fermi National Accelerator Laboratory
P.O. Box 500, Batavia, Illinois 60510

October 26, 2018

Abstract

We discuss the phenomenology of the lightest $SU(3)_C$ singlet and non-singlet technihadrons in the Straw Man Model of low-scale technicolor (TCSM). The technihadrons are assumed to be those arising in topcolor–assisted technicolor models in which topcolor is broken by technifermion condensates. We improve upon the description of the color–singlet sector presented in our earlier paper introducing the TCSM (hep-ph/9903369). These improvements are most important for subprocess energies well below the masses of the ρ_T and ω_T vector technihadrons and, therefore, apply especially to e^+e^- colliders such as LEP and a low–energy linear collider. In the color–octet sector, we consider mixing of the gluon, the coloron V_8 from topcolor breaking, and four isosinglet color–octet technirho mesons ρ_{T8} . We assume, as expected in walking technicolor, that these ρ_{T8} decay into $\bar{q}q$, gg , and $g\pi_T$ final states, but not into $\pi_T\pi_T$, where π_T is a technipion. All the TCSM production and decay processes discussed here are included in the event generator PYTHIA. We present several simulations appropriate for the Tevatron Collider, and suggest benchmark model lines for further experimental investigation.

*lane@physics.bu.edu

†mrenna@fnal.gov

1. Overview of the TCSM

In this paper we improve and extend the “technicolor straw man model” (TCSM) [1] of collider signatures for dynamical electroweak and flavor symmetry breaking. The TCSM is a simple phenomenology of the lowest-lying vector and pseudoscalar technihadrons expected in technicolor theories which have both a walking gauge coupling α_{TC} and topcolor interactions to generate the large mass of the top quark.

The main improvements arise in the color $SU(3)_C$ singlet sector of the model. The treatment in Ref. [1] assumed fermion–antifermion annihilations to technihadrons occurred at subprocess cm energy $\sqrt{\hat{s}} \sim M_{\rho_T, \omega_T}$. This is appropriate in a hadron collider where the parton $\sqrt{\hat{s}}$ sweeps over the narrow TCSM resonances and is, therefore, strongly dominated by the poles. In this paper we modify the production amplitudes to make them accurate for $\sqrt{\hat{s}}$ below the resonances as well. These modifications involve adding the continuum amplitudes including, where appropriate, the three-point anomaly amplitudes for production of an electroweak gauge boson and a technipion [2, 3]. This is particularly appropriate for technihadron searches at e^+e^- colliders such as LEP [4, 5, 6, 7] (and the proposed linear collider if its early stage has $\sqrt{s} \lesssim 300$ GeV).

Our extension of the TCSM includes several low-lying color–non-singlet, isosinglet states—four vector ρ_{T8} ’s, the massive topcolor gauge boson, V_8 , and a neutral pseudoscalar π_{T8} . These particles are most readily produced and detected in hadron colliders—the Tevatron and the Large Hadron Collider (LHC)—because of their relatively large coupling to gluons. We have incorporated the improved and extended production processes in the event generator PYTHIA [8] to allow detailed investigation by collider experiments.

The modern description of technicolor [9, 10] requires a walking technicolor gauge coupling [11] to evade unwanted flavor-changing neutral currents and the assistance of topcolor interactions that are strong near 1 TeV [12, 13] to provide a large top quark mass. Both these elaborations on the basic technicolor/extended technicolor (TC/ETC) proposal require a large number N_D of technifermion doublets. Many technifermions are needed to make the beta function of walking technicolor small. Many also seem required in topcolor-assisted technicolor (TC2) to generate the hard masses of quarks and leptons, to induce the correct mixing between heavy and light quarks, and to break topcolor symmetry down to ordinary color (via technifermion condensation).

A large number of technidoublets implies a small technipion decay constant $F_T \simeq F_\pi/\sqrt{N_D}$, where $F_\pi = 246$ GeV. This, in turn, implies a technicolor scale $\Lambda_{TC} \sim F_T$ and masses of a few hundred GeV for the lowest-lying technihadrons (π_T, ρ_T, ω_T) [14, 15]. The signatures of this low-scale technicolor have been sought in Run I of the Tevatron Collider [16, 17, 18, 19, 20]. In the past two years, several LEP experiments have published limits on color-singlet technihadrons [5, 6, 7] which in some cases exceed those set at Fermilab. Run II will significantly extend the reach of Run I in color-singlet and octet sectors. If these low-scale technihadrons exist, they certainly will be seen in LHC experiments [21].

The TCSM provides a simple framework for these searches. First, and probably most important, we assume that the lowest-lying bound states of the lightest technifermions can be considered *in isolation*. The lightest technifermions are expected to be an isodoublet of color singlets, (T_U, T_D) . Color triplets, discussed below, will be heavier because of $SU(3)_C$ contributions to their hard (chiral symmetry breaking) masses. We assume that all technifermions transform under technicolor $SU(N_{TC})$ as fundamentals. The electric charges of (T_U, T_D) are Q_U and $Q_D = Q_U - 1$. The color-singlet bound states we consider are vector and pseudoscalar mesons. The vectors include a spin-one isotriplet $\rho_T^{\pm,0}$ and an isosinglet ω_T . In topcolor-assisted technicolor, there is no need to invoke large isospin-violating extended technicolor interactions to explain the top-bottom splitting. Thus, techni-isospin can be a good approximate symmetry, so that ρ_T and ω_T are nearly degenerate. Their mixing will be described in the neutral-sector propagator matrix, Δ_0 , in Eq. (21) below. The new, improved formulas for the decays and production of these technivector mesons will be presented in Sections 2 and 3.

The lightest pseudoscalar (T_U, T_D) bound states, color-singlet technipions, also comprise an isotriplet $\Pi_T^{\pm,0}$ and an isosinglet Π_T^0 . However, these are not mass eigenstates. Our second important assumption for the TCSM is that the isovectors are simple *two-state mixtures* of the longitudinal weak bosons W_L^\pm, Z_L^0 —the true Goldstone bosons of dynamical electroweak symmetry breaking in the limit that the $SU(2) \otimes U(1)$ couplings g, g' vanish—and mass-eigenstate pseudo-Goldstone technipions π_T^\pm, π_T^0 :

$$|\Pi_T\rangle = \sin \chi |W_L\rangle + \cos \chi |\pi_T\rangle. \quad (1)$$

We assume that $SU(N_{TC})$ gauge interactions dominate the binding of all technifermions into technihadrons. Then the decay constants of color-singlet

and nonsinglet π_T are approximately equal, $F_T \simeq F_\pi/\sqrt{N_D}$, and the mixing angle is given by

$$\sin \chi \simeq F_T/F_\pi \simeq 1/\sqrt{N_D} \ll 1. \quad (2)$$

Similarly, $|\Pi_T^{0'}\rangle = \cos \chi' |\pi_T^{0'}\rangle + \dots$, where χ' is another mixing angle and the ellipsis refer to other technipions needed to eliminate the two-technigluon anomaly from the $\Pi_T^{0'}$ chiral current. It is unclear whether, like ρ_T and ω_T , these neutral technipions will be degenerate as we have previously proposed [15]. On one hand, they both contain the lightest $\bar{T}T$ as constituents. On the other, because of the anomaly cancellation, $\pi_T^{0'}$ must contain other heavier technifermions such as the color triplets we discuss below. If π_T^0 and $\pi_T^{0'}$ are nearly degenerate and if their widths are roughly equal, there may be appreciable π_T^0 - $\pi_T^{0'}$ mixing and, then, the lightest neutral technipions will be ideally-mixed $\bar{T}_U T_U$ and $\bar{T}_D T_D$ bound states. Searches for these technipions ought to consider both possibilities: they are nearly degenerate or not at all.

Color-singlet technipion decays are mediated by ETC and (in the case of $\pi_T^{0'}$) $SU(3)_C$ interactions. In the TCSM they are taken to be [22]:

$$\begin{aligned} \Gamma(\pi_T \rightarrow \bar{f}' f) &= \frac{1}{16\pi F_T^2} N_f p_f C_{1f}^2 (m_f + m_{f'})^2 \\ \Gamma(\pi_T^{0'} \rightarrow gg) &= \frac{1}{128\pi^3 F_T^2} \alpha_C^2 C_{1g}^2 N_{TC}^2 M_{\pi_T^{0'}}^{\frac{3}{2}}. \end{aligned} \quad (3)$$

Like elementary Higgs bosons, technipions are *expected* to couple to fermion mass. Thus, C_{1f} is an ETC-model dependent factor of order one *except* that TC2 suggests $|C_{1t}| \lesssim m_b/m_t$ so that there is not a strong preference for technipions to decay to (or from) top quarks. The number of colors of fermion f is N_f . The fermion momentum is p_f . The QCD coupling α_C is evaluated at M_{π_T} ; and C_{1g}^2 is a Clebsch of order one. The default values of these and other parameters are tabulated at the end of this paper. For $M_{\pi_T} < m_t - m_b$, these technipions are expected to decay as follows: $\pi_T^+ \rightarrow c\bar{b}$ or $c\bar{s}$ or even $\tau^+ \nu_\tau$; $\pi_T^0 \rightarrow b\bar{b}$ and, perhaps $c\bar{c}$, $\tau^+ \tau^-$; and $\pi_T^{0'} \rightarrow gg$, $b\bar{b}$, $c\bar{c}$, $\tau^+ \tau^-$.

The breaking of topcolor to ordinary color is most economically achieved by color-triplet technifermions [23]. Therefore, we expect $SU(3)_C$ -nonsinglet technihadrons to exist. The lightest of these may have masses not very much larger than their color-singlet counterparts. Production and detection of

color-nonsinglet ρ_T and π_T have been studied before, both theoretically [24, 25] and experimentally [18, 19, 20]. In these studies it was assumed that there exists one doublet of color-triplet technifermions, one or more doublets of color-singlets, and their associated technihadrons. In the likely case that techni-isospin is a good symmetry, the most accessible states would then be an isosinglet ρ_{T8} , produced as an s -channel resonance in $\bar{q}q$ and gg collisions, and the technipions (as well as dijets) into which ρ_{T8} may decay. With the advent of TC2, this simple model became obsolete.

In TC2 models, the existence of a large $\bar{t}t$ (but not $\bar{b}b$) condensate and mass is due to $SU(3)_1 \otimes U(1)_1$ gauge interactions which are strong near 1 TeV [13]. The $SU(3)_1$ interaction is t - b symmetric while $U(1)_1$ couplings are t - b asymmetric. This makes these forces supercritical for the top quark, but subcritical for bottom. There are weaker $SU(3)_2 \otimes U(1)_2$ gauge interactions in which light quarks (and leptons) may or may not participate.

The two $U(1)$'s must be broken to weak hypercharge $U(1)_Y$ at an energy somewhat higher than 1 TeV by electroweak-singlet condensates [23]. This breaking results in a heavy color-singlet Z' boson whose physics we do not consider in this paper (see, however, Refs. [26, 27]). The two $SU(3)$'s are broken to their diagonal $SU(3)_C$ subgroup. When this happens, a degenerate octet of “colorons”, V_8 , mediate the broken topcolor $SU(3)$ interactions. There are two variants of TC2: The “standard” version [13], in which only the third generation quarks are $SU(3)_1$ triplets, and the “flavor-universal” version [28] in which all quarks are $SU(3)_1$ triplets. We consider both in this paper.

In either version of TC2, the $SU(3)$'s are economically broken to $SU(3)_C$ subgroup by using technicolor and $U(1)_1$ interactions, both strong near 1 TeV. Following Ref. [23], we assume the existence of two electroweak doublets of technifermions, $T_1 = (U_1, D_1)$ and $T_2 = (U_2, D_2)$, which transform respectively as $(\mathbf{3}, \mathbf{1}, \mathbf{N}_{TC})$ and $(\mathbf{1}, \mathbf{3}, \mathbf{N}_{TC})$ under the two color groups and technicolor. The desired pattern of symmetry breaking occurs if $SU(N_{TC})$ and $U(1)_1$ interactions work together to induce electroweak and $SU(3)_1 \otimes SU(3)_2$ noninvariant condensates (which, of course, preserve $SU(3)_C$ and $U(1)_{EM}$)

$$\langle \bar{U}_{iL} U_{jR} \rangle = -W_{ij}^U \Delta_T, \quad \langle \bar{D}_{iL} D_{jR} \rangle = -W_{ij}^D \Delta_T, \quad (i, j = 1, 2). \quad (4)$$

Here, W^U and W^D are *nondiagonal* $U(2)$ matrices and $\Delta_T \sim \Lambda_{TC}^3$. Assuming the condensates are parity-conserving, $(W_{ij}^{U,D})^* = W_{ji}^{U,D}$. Then, unitarity

implies

$$\begin{aligned} W_{11}^{U,D} + W_{22}^{U,D} &= 0, \\ W_{12}^{U,D} &= (W_{21}^{U,D})^* = e^{i\phi_{U,D}} \sqrt{1 - (W_{11}^{U,D})^2}, \end{aligned} \quad (5)$$

where $\phi_{U,D}$ are phases to be chosen.

This minimal TC2 scenario leads to a rich spectrum of color–nonsinglet states readily accessible in hadron collisions. We concentrate on the lowest–lying isosinglet color octets. In addition to the colorons, V_8 , these include four ρ_{T8} formed from $\bar{T}_i T_j$, and a technipion π_{T8} . These states are constructed in Section 4. In Section 5 we discuss the decay rates of ρ_{T8} and V_8 under the simplifying assumption that $M_{\rho_{T8}} < 2M_{\pi_T}$. As in the color–singlet TCSM, this is likely because the large coupling of walking technicolor significantly enhances the ETC contribution to M_{π_T} [14]. In the extreme walking α_{TC} limit, $M_{\pi_T} \simeq M_{\rho_{T8}}$. In Section 6 we present the dijet production cross sections, using the fully mixed propagator of gluons, colorons and the four ρ_{T8} . These cross sections are now encoded in the PYTHIA event generator [8]. Simulated signals (at the parton level) appropriate to Run I of the Tevatron Collider are presented in Section 7, with special attention to the effects on the $\bar{t}t$ invariant mass distribution.

Two comments are in order before moving on. First, it has been argued in Ref. [29] that $B_d\text{--}\bar{B}_d$ mixing constrains $M_{V_8} \tan \theta_3 > 1\text{--}2$ TeV in standard, but not flavor–universal, TC2 (also see Ref. [30]). Here, θ_3 is the $SU(3)_1\text{--}SU(3)_2$ mixing angle defined in Section 4 below. This constraint relies on the form of quark mass and mixing matrices expected in ETC/TC2. We view as independent and complementary the limit on $M_{V_8} \tan \theta_3$ that may be derived from collider jet data. Second, Bertram and Simmons have used $D\bar{O}$ jet data from Run I to place the limit $M_{V_8} \tan \theta_3 > 0.84$ TeV in flavor–universal TC2 [31]. Their analysis did not include the potential complicating effects of ρ_{T8} and their interference with V_8 . Our TCSM analysis closes this loophole. We find limits on the coloron mass as high or higher than theirs.

2. Decays of Color–Singlet ρ_T and ω_T

In the limit that the electroweak couplings $g, g' = 0$, the ρ_T and ω_T decay as

$$\rho_T \rightarrow \Pi_T \Pi_T = \cos^2 \chi (\pi_T \pi_T) + 2 \sin \chi \cos \chi (W_L \pi_T) + \sin^2 \chi (W_L W_L);$$

$$\omega_T \rightarrow \Pi_T \Pi_T \Pi_T = \cos^3 \chi (\pi_T \pi_T \pi_T) + \dots . \quad (6)$$

The ρ_T decay amplitude is

$$\mathcal{M}(\rho_T(q) \rightarrow \pi_A(p_1) \pi_B(p_2)) = g_{\rho_T} \mathcal{C}_{AB} \epsilon(q) \cdot (p_1 - p_2), \quad (7)$$

where $\epsilon(q)$ is the ρ_T polarization vector; $\alpha_{\rho_T} \equiv g_{\rho_T}^2/4\pi = 2.91(3/N_{TC})$ is scaled naively from QCD and $N_{TC} = 4$ is used in calculations; and

$$\mathcal{C}_{AB} = \begin{cases} \sin^2 \chi & \text{for } W_L^+ W_L^- \text{ or } W_L^\pm Z_L^0 \\ \sin \chi \cos \chi & \text{for } W_L^+ \pi_T^-, W_L^- \pi_T^+ \text{ or } W_L^\pm \pi_T^0, Z_L^0 \pi_T^\pm \\ \cos^2 \chi & \text{for } \pi_T^+ \pi_T^- \text{ or } \pi_T^\pm \pi_T^0. \end{cases} \quad (8)$$

The ρ_T decay rate to two technipions is then (for later use in cross sections, we quote the energy-dependent width for a ρ_T mass of $\sqrt{\hat{s}}$)

$$\Gamma(\rho_T^0 \rightarrow \pi_A^+ \pi_B^-) = \Gamma(\rho_T^\pm \rightarrow \pi_A^\pm \pi_B^0) = \frac{2\alpha_{\rho_T} \mathcal{C}_{AB}^2}{3} \frac{p^3}{\hat{s}}, \quad (9)$$

where $p = [(\hat{s} - (M_A + M_B)^2)(\hat{s} - (M_A - M_B)^2)]^{1/2}/2\sqrt{\hat{s}}$ is the π_T momentum in the ρ_T rest frame.

Walking technicolor enhancements of technipion masses are likely to close off the channels $\rho_T \rightarrow \pi_T \pi_T$, $\omega_T \rightarrow \pi_T \pi_T \pi_T$ and even the isospin-violating $\omega_T \rightarrow \pi_T \pi_T$ [14]. A ρ_T^0 of mass 200 GeV, say, may then decay to $W_L \pi_T$ or $W_L W_L$, but such ω_T decays are strongly suppressed (see Eq. (15) below). Therefore, all ω_T decays are electroweak: $\omega_T \rightarrow \gamma \pi_T^0$, $Z^0 \pi_T^0$, $W^\pm \pi_T^\mp$, and $f\bar{f}$. Here, Z and W are transversely polarized.¹ Furthermore, since we expect $\sin^2 \chi \ll 1$, the electroweak decays of ρ_T to the transverse gauge bosons γ, W, Z plus a technipion may be competitive with the open-channel strong decays.

As discussed in Ref. [1], the amplitude for $V_T = \rho_T, \omega_T$ decay to any transversely polarized electroweak boson G plus a technipion is given by

$$\begin{aligned} \mathcal{M}(V_T(q) \rightarrow G(p_1) \pi_T(p_2)) &= \frac{e V_{V_T G \pi_T}}{M_V} \epsilon^{\mu\nu\lambda\rho} \epsilon_\mu(q) \epsilon_\nu^*(p_1) q_\lambda p_{1\rho} \\ &+ \frac{e A_{V_T G \pi_T}}{M_A} \left(\epsilon(q) \cdot \epsilon^*(p_1) q \cdot p_1 - \epsilon(q) \cdot p_1 \epsilon^*(p_1) \cdot q \right). \end{aligned} \quad (10)$$

¹Strictly speaking, the identification of W and Z decay products as longitudinal or transverse is approximate, becoming exact in the limit of very large M_{ρ_T, ω_T} .

The first term corresponds to the vector coupling of G to the constituent technifermions of V_T and π_T and the second term to its axial-vector coupling. The technicolor-scale parameter M_V is expected to be of order several 100 GeV.² The mass parameter M_A is expected to be comparable to M_V . Note that the amplitudes for emission of longitudinally polarized bosons in Eq. (7) and transversely polarized ones in Eq. (10) are noninterfering, as they should be. Adopting a “valence technifermion” model for the graphs describing Eq. (10)—a model which works very well for $\omega, \rho \rightarrow \gamma\pi$ and $\gamma\eta$ in QCD—CP-invariance implies that the V and A coefficients in this amplitude are given in our normalization by³

$$V_{TG\pi T} = 2 \text{Tr} \left(Q_{V_T} \{ Q_{G_V}^\dagger, Q_{\pi_T}^\dagger \} \right), \quad A_{TG\pi T} = 2 \text{Tr} \left(Q_{V_T} [Q_{G_A}^\dagger, Q_{\pi_T}^\dagger] \right). \quad (11)$$

In the TCSM, with electric charges Q_U, Q_D for T_U, T_D , the generators Q in Eq. (11) are given by

$$\begin{aligned} Q_{\omega_T} &= \begin{pmatrix} \frac{1}{2} & 0 \\ 0 & \frac{1}{2} \end{pmatrix} \\ Q_{\rho_T^0} &= \begin{pmatrix} \frac{1}{2} & 0 \\ 0 & -\frac{1}{2} \end{pmatrix}; \quad Q_{\rho_T^+} = Q_{\rho_T^-}^\dagger = \frac{1}{\sqrt{2}} \begin{pmatrix} 0 & 1 \\ 0 & 0 \end{pmatrix} \\ Q_{\pi_T^0} &= \cos \chi \begin{pmatrix} \frac{1}{2} & 0 \\ 0 & -\frac{1}{2} \end{pmatrix}; \quad Q_{\pi_T^+} = Q_{\pi_T^-}^\dagger = \frac{\cos \chi}{\sqrt{2}} \begin{pmatrix} 0 & 1 \\ 0 & 0 \end{pmatrix} \\ Q_{\pi_T^{0\prime}} &= \cos \chi' \begin{pmatrix} \frac{1}{2} & 0 \\ 0 & \frac{1}{2} \end{pmatrix} \\ Q_{\gamma_V} &= \begin{pmatrix} Q_U & 0 \\ 0 & Q_D \end{pmatrix}; \quad Q_{\gamma_A} = 0 \\ Q_{Z_V} &= \frac{1}{\sin \theta_W \cos \theta_W} \begin{pmatrix} \frac{1}{4} - Q_U \sin^2 \theta_W & 0 \\ 0 & -\frac{1}{4} - Q_D \sin^2 \theta_W \end{pmatrix} \\ Q_{Z_A} &= \frac{1}{\sin \theta_W \cos \theta_W} \begin{pmatrix} -\frac{1}{4} & 0 \\ 0 & \frac{1}{4} \end{pmatrix} \end{aligned}$$

²The corresponding $\rho \rightarrow \gamma\pi$ parameter in QCD is about 400 MeV. A large- N_C argument implies $M_V \simeq (F_T/f_\pi) 400 \text{ MeV} \simeq 350 \text{ GeV}$.

³We have neglected decays such as $\rho_T^0 \rightarrow W_T W_L$ and $\rho_T^0 \rightarrow W_T W_T$. The rate for the former is suppressed by $\tan^2 \chi$ relative to the rate for $\rho_T^0 \rightarrow W_T \pi_T$ while the latter’s rate is suppressed by α .

Process	$V_{V_T G \pi_T}$	$A_{V_T G \pi_T}$	$\Gamma(V_T \rightarrow G \pi_T)$
$\omega_T \rightarrow \gamma \pi_T^0$	c_χ	0	$0.115 c_\chi^2$
$\rightarrow \gamma \pi_T^{0'}$	$(Q_U + Q_D) c_{\chi'}$	0	$0.320 c_{\chi'}^2$
$\rightarrow Z^0 \pi_T^0$	$c_\chi \cot 2\theta_W$	0	$2.9 \times 10^{-3} c_\chi^2$
$\rightarrow Z^0 \pi_T^{0'}$	$-(Q_U + Q_D) c_{\chi'} \tan \theta_W$	0	$5.9 \times 10^{-3} c_{\chi'}^2$
$\rightarrow W^\pm \pi_T^\mp$	$c_\chi / (2 \sin \theta_W)$	0	$2.4 \times 10^{-2} c_\chi^2$
$\rho_T^0 \rightarrow \gamma \pi_T^0$	$(Q_U + Q_D) c_\chi$	0	$0.320 c_\chi^2$
$\rightarrow \gamma \pi_T^{0'}$	$c_{\chi'}$	0	$0.115 c_{\chi'}^2$
$\rightarrow Z^0 \pi_T^0$	$-(Q_U + Q_D) c_\chi \tan \theta_W$	0	$5.9 \times 10^{-3} c_\chi^2$
$\rightarrow Z^0 \pi_T^{0'}$	$c_{\chi'} \cot 2\theta_W$	0	$2.9 \times 10^{-3} c_{\chi'}^2$
$\rightarrow W^\pm \pi_T^\mp$	0	$\pm c_\chi / (2 \sin \theta_W)$	$0.143 c_\chi^2$
$\rho_T^\pm \rightarrow \gamma \pi_T^\pm$	$(Q_U + Q_D) c_\chi$	0	$0.320 c_\chi^2$
$\rightarrow Z^0 \pi_T^\pm$	$-(Q_U + Q_D) c_\chi \tan \theta_W$	$\pm c_\chi / \sin 2\theta_W$	$0.153 c_\chi^2$
$\rightarrow W^\pm \pi_T^0$	0	$\mp c_\chi / (2 \sin \theta_W)$	$0.143 c_\chi^2$
$\rightarrow W^\pm \pi_T^{0'}$	$c_{\chi'} / (2 \sin \theta_W)$	0	$2.4 \times 10^{-2} c_{\chi'}^2$

Table 1: Amplitudes and sample decay rates (in GeV) for $V_T \rightarrow G \pi_T$. In the rate calculations, $M_{V_T} = 210$ GeV, $M_{\pi_T} = 110$ GeV, $M_V = M_A = 100$ GeV; technifermion charges are $Q_U + Q_D = \frac{5}{3}$; $c_\chi = \cos \chi$ and $c_{\chi'} = \cos \chi'$; G_V and G_A refer to decays involving the vector and axial-vector couplings, respectively. Rates involving both couplings are summed in the last column.

$$Q_{W_V^+} = Q_{W_V^-}^\dagger = -Q_{W_A^+} = -Q_{W_A^-}^\dagger = \frac{1}{2\sqrt{2}\sin\theta_W} \begin{pmatrix} 0 & 1 \\ 0 & 0 \end{pmatrix}. \quad (12)$$

The decay rate for $V_T \rightarrow G \pi_T$ is

$$\Gamma(V_T \rightarrow G \pi_T) = \frac{\alpha V_{V_T G \pi_T}^2 p^3}{3M_V^2} + \frac{\alpha A_{V_T G \pi_T}^2 p(3M_G^2 + 2p^2)}{6M_A^2}, \quad (13)$$

where p is the G -momentum in the V_T rest frame. The V and A coefficients and sample decay rates are listed in Table 1. These are to be compared with the rates for decay into longitudinal W and Z bosons plus a technipion. For $M_{\rho_T} = 210$ GeV, $M_{\pi_T} = 110$ GeV, and $N_{TC} = 4$, they are

$$\begin{aligned} \Gamma(\rho_T^0 \rightarrow W_L^\pm \pi_T^\mp) &= \Gamma(\rho_T^\pm \rightarrow W_L^\pm \pi_T^0) = 2.78 \sin^2 \chi \cos^2 \chi \\ \Gamma(\rho_T^\pm \rightarrow Z_L^0 \pi_T^\mp) &= 0.89 \sin^2 \chi \cos^2 \chi. \end{aligned} \quad (14)$$

For $\sin^2 \chi = 1/9$, our nominal choice, and for $M_V = M_A = 100$ GeV, the rates for ρ_T and $\omega_T \rightarrow \gamma\pi_T$ and for $\rho_T \rightarrow W_T\pi_T, Z_T\pi_T$ via axial vector coupling are comparable to these. Obviously, these transverse boson decay rates fall quickly for greater M_V and M_A .

The rate for the isospin-violating decay $\omega_T \rightarrow W_L^\pm \pi_T^\mp$ can be estimated as

$$\Gamma(\omega_T \rightarrow W_L^\pm \pi_T^\mp) = |\epsilon_{\rho\omega}|^2 \Gamma(\rho_T^0 \rightarrow W_L^\pm \pi_T^\mp), \quad (15)$$

where $\epsilon_{\rho\omega}$ is the ρ_T - ω_T mixing amplitude. In QCD, $|\epsilon_{\rho\omega}| \simeq 0.05$, so we expect this decay mode to be entirely negligible.

Finally, for completeness, we record again the decay rates for $\rho_T, \omega_T \rightarrow f\bar{f}$. The ρ_T decay rates to fermions with $N_f = 1$ or 3 colors are

$$\Gamma(\rho_T^0 \rightarrow f_i \bar{f}_i) = \frac{N_f \alpha^2 p}{3\alpha_{\rho_T} \hat{s}} \left((\hat{s} - m_i^2) A_i^0(\hat{s}) + 6m_i^2 \mathcal{R}e(\mathcal{A}_{iL}(\hat{s})\mathcal{A}_{iR}^*(\hat{s})) \right), \quad (16)$$

$$\Gamma(\rho_T^\pm \rightarrow f_i \bar{f}'_i) = \frac{N_f \alpha^2 p}{6\alpha_{\rho_T} \hat{s}^2} \left(2\hat{s}^2 - \hat{s}(m_i^2 + m_i'^2) - (m_i^2 - m_i'^2)^2 \right) A_i^\pm(\hat{s}),$$

where a unit CKM matrix is assumed in the second equality. The quantities A_i are given by

$$\begin{aligned} A_i^\pm(\hat{s}) &= \frac{1}{8 \sin^4 \theta_W} \left| \frac{\hat{s}}{\hat{s} - \mathcal{M}_W^2} \right|^2, \\ A_i^0(\hat{s}) &= |\mathcal{A}_{iL}(\hat{s})|^2 + |\mathcal{A}_{iR}(\hat{s})|^2, \end{aligned} \quad (17)$$

where, for $\lambda = L, R$,

$$\begin{aligned} \mathcal{A}_{i\lambda}(\hat{s}) &= Q_i + \frac{2\zeta_{i\lambda} \cot 2\theta_W}{\sin 2\theta_W} \left(\frac{\hat{s}}{\hat{s} - \mathcal{M}_Z^2} \right), \\ \zeta_{iL} &= T_{3i} - Q_i \sin^2 \theta_W, \\ \zeta_{iR} &= -Q_i \sin^2 \theta_W. \end{aligned} \quad (18)$$

Here, Q_i and $T_{3i} = \pm 1/2$ are the electric charge and left-handed weak isospin of fermion f_i . Also, $\mathcal{M}_{W,Z}^2 = M_{W,Z}^2 - i\sqrt{\hat{s}} \Gamma_{W,Z}(\hat{s})$, where $\Gamma_{W,Z}(\hat{s})$ is the weak boson's energy-dependent width.⁴

⁴Note, for example, that $\Gamma_Z(\hat{s})$ includes a $t\bar{t}$ contribution when $\hat{s} > 4m_t^2$.

The ω_T decay rates to fermions with N_f colors are given by

$$\Gamma(\omega_T \rightarrow \bar{f}_i f_i) = \frac{N_f \alpha^2 p}{3\alpha_{\rho_T} \hat{s}} \left((\hat{s} - m_i^2) B_i^0(\hat{s}) + 6m_i^2 \text{Re}(\mathcal{B}_{iL}(\hat{s})\mathcal{B}_{iR}^*(\hat{s})) \right), \quad (19)$$

where

$$B_i^0(\hat{s}) = |\mathcal{B}_{iL}(\hat{s})|^2 + |\mathcal{B}_{iR}(\hat{s})|^2,$$

$$\mathcal{B}_{i\lambda}(\hat{s}) = \left[Q_i - \frac{4\zeta_{i\lambda} \sin^2 \theta_W}{\sin^2 2\theta_W} \left(\frac{\hat{s}}{\hat{s} - \mathcal{M}_Z^2} \right) \right] (Q_U + Q_D). \quad (20)$$

3. Color–Singlet Technihadron Production Rates

In this section we list the cross sections for the hadron collider subprocesses $q\bar{q} \rightarrow V_T \rightarrow \pi_T \pi_T$, $G\pi_T$, and $f\bar{f}$. The e^-e^+ cross sections are obtained from the corresponding $q_i\bar{q}_i$ ones by multiplying the latter by 3. To include ρ_T – ω_T interference in these cross sections, we use the mixed γ – Z^0 – ρ_T^0 – ω_T propagator matrix Δ_0 . It is the inverse of ⁵

$$\Delta_0^{-1}(s) = \begin{pmatrix} s & 0 & s f_{\gamma\rho_T} & s f_{\gamma\omega_T} \\ 0 & s - \mathcal{M}_Z^2 & s f_{Z\rho_T} & s f_{Z\omega_T} \\ s f_{\gamma\rho_T} & s f_{Z\rho_T} & s - \mathcal{M}_{\rho_T^0}^2 & 0 \\ s f_{\gamma\omega_T} & s f_{Z\omega_T} & 0 & s - \mathcal{M}_{\omega_T}^2 \end{pmatrix}. \quad (21)$$

To guarantee a photon pole at $s = 0$, we assume only kinetic mixing between the gauge bosons and technivector mesons. In setting the off-diagonal ρ_T^0 – ω_T elements of this matrix equal zero, we are guided by the smallness of this mixing in QCD and by the desire to keep the number of adjustable parameters in the TCSM small. This mixing can always be added if desired. The properly normalized GV_T couplings are

$$f_{GV_T} = 2\xi \text{Tr} \left(Q_{G_V} Q_{V_T}^\dagger \right); \quad (22)$$

⁵Note sign changes in the off-diagonal elements relative to the propagator matrices in Ref. [1].

in particular, $f_{\gamma\rho_T} = \xi$, $f_{\gamma\omega_T} = \xi(Q_U + Q_D)$, $f_{Z\rho_T} = \xi \cot 2\theta_W$, and $f_{Z\omega_T} = -\xi(Q_U + Q_D) \tan \theta_W$, where $\xi = \sqrt{\alpha/\alpha_{\rho_T}}$. In the charged sector, the $W^\pm\rho_T^\pm$ matrix is the inverse of

$$\Delta_\pm^{-1}(s) = \begin{pmatrix} s - \mathcal{M}_W^2 & s f_{W\rho_T} \\ s f_{W\rho_T} & s - \mathcal{M}_{\rho_T^\pm}^2 \end{pmatrix}, \quad (23)$$

where $f_{W\rho_T} = \xi/(2 \sin \theta_W)$.

The rates for production of any technipion pair, $\pi_A\pi_B = W_L W_L, W_L\pi_T$, and $\pi_T\pi_T$, in the isovector (ρ_T) channel are:⁶

$$\begin{aligned} & \frac{d\hat{\sigma}(q_i\bar{q}_i \rightarrow \pi_A^+\pi_B^-)}{d\hat{t}} \\ &= \frac{\pi\alpha^2\mathcal{C}_{AB}^2(4\hat{s}p^2 - (\hat{t} - \hat{u})^2)}{12\hat{s}^2} \sum_{\lambda=L,R} \left| Q_i \left(\Delta_{\gamma\gamma}(\hat{s}) + f_{\gamma\rho_T}^{-1} \Delta_{\gamma\rho_T} \right) \right. \\ & \left. + \frac{2\zeta_{i\lambda} \cot 2\theta_W}{\sin 2\theta_W} \left(\Delta_{ZZ}(\hat{s}) + f_{Z\rho_T}^{-1} \Delta_{Z\rho_T}(\hat{s}) \right) + \left(\frac{Q_i \cos 2\theta_W + 2\zeta_{i\lambda}}{\sin 2\theta_W} \right) \Delta_{\gamma Z} \right|^2, \end{aligned} \quad (24)$$

and

$$\begin{aligned} \frac{d\hat{\sigma}(u_i\bar{d}_i \rightarrow \pi_A^+\pi_B^0)}{d\hat{t}} &= \frac{\pi\alpha^2\mathcal{C}_{AB}^2(4\hat{s}p^2 - (\hat{t} - \hat{u})^2)}{96 \sin^4 \theta_W \hat{s}^2} \\ & \times \left| \Delta_{WW}(\hat{s}) + f_{W\rho_T}^{-1} \Delta_{W\rho_T}(\hat{s}) \right|^2, \end{aligned} \quad (25)$$

where $p = [(\hat{s} - (M_A + M_B)^2)(\hat{s} - (M_A - M_B)^2)]^{1/2}/2\sqrt{\hat{s}}$ is the \hat{s} -dependent momentum of $\pi_{A,B}$. As usual, $\hat{t} = M_A^2 - \sqrt{\hat{s}}(E_A - p \cos \theta)$, $\hat{u} = M_A^2 - \sqrt{\hat{s}}(E_A + p \cos \theta)$, where θ is the c.m. production angle of π_A . The factor $4\hat{s}p^2 - (\hat{t} - \hat{u})^2 = 4\hat{s}p^2 \sin^2 \theta$. Because the $\rho_T\text{-}\omega_T$ mixing parameter $\epsilon_{\rho\omega}$ is expected to be very small, the rates for $q_i\bar{q}_i \rightarrow \omega_T \rightarrow \pi_A^+\pi_B^-$ are ignored here.

The production of a transverse gauge boson plus technipion, $G\pi_T$, is dominated by the ρ_T, ω_T poles. However, in the limit $M_{\rho_T, \omega_T} \rightarrow \infty$, it still

⁶For W^+W^- and $W^\pm Z^0$ production, one should add the standard model t and u -channel amplitudes to the technicolor-modified s -channel amplitude. This is a small correction for a narrow ρ_T when one effectively is always near the pole, as in a hadron collider. For a lepton collider far below the ρ_T pole, these contributions are important. Similarly, the terms involving $\Delta_{\gamma\gamma}, \Delta_{ZZ}$ and $\Delta_{\gamma Z}$ in Eq. (24) are important only far below the pole. They are relevant for LEP, but not the Tevatron.

proceeds via the usual axial vector anomaly process, $G_1 \rightarrow G_2\pi_T$ [2]. This contribution interferes only with the $V_{V_T G_2\pi_T}$ term in Eq. (10). It is small in a hadron collider, but may be nonnegligible in an e^+e^- collider (such as LEP) operating well below the resonances. As discussed in Ref. [3], we include the anomaly contribution by simply adding it to the corresponding technivector amplitude. The cross section in the neutral channel is given by

$$\begin{aligned} & \frac{d\hat{\sigma}(q_i\bar{q}_i \rightarrow G\pi_T)}{d\hat{t}} \\ &= \frac{\pi\alpha^2}{24\hat{s}} \left\{ \left(|\mathcal{G}_{iL}^{VG\pi_T}(\hat{s})|^2 + |\mathcal{G}_{iR}^{VG\pi_T}(\hat{s})|^2 \right) (\hat{t}^2 + \hat{u}^2 - 2M_G^2 M_{\pi_T}^2) \right. \\ & \quad \left. + \left(|\mathcal{G}_{iL}^{AG\pi_T}(\hat{s})|^2 + |\mathcal{G}_{iR}^{AG\pi_T}(\hat{s})|^2 \right) (\hat{t}^2 + \hat{u}^2 - 2M_G^2 M_{\pi_T}^2 + 4\hat{s}M_G^2) \right\}, \end{aligned} \quad (26)$$

where, for quark helicities $\lambda = L, R$,

$$\begin{aligned} \mathcal{G}_{i\lambda}^{VG\pi_T}(\hat{s}) &= \sum_{V_T=\rho_T^0, \omega_T} \frac{V_{V_T G\pi_T}}{M_V} \left(Q_i \Delta_{\gamma V_T}(\hat{s}) + \frac{2\zeta_{i\lambda}}{\sin 2\theta_W} \Delta_{ZV_T}(\hat{s}) \right) \\ & \quad + \frac{eN_{TC}}{8\pi^2 F_T} \left[V_{\gamma G\pi_T} \left(Q_i \Delta_{\gamma\gamma} + \frac{2\zeta_{i\lambda}}{\sin 2\theta_W} \Delta_{Z\gamma} \right) + V_{ZG\pi_T} \left(Q_i \Delta_{\gamma Z} + \frac{2\zeta_{i\lambda}}{\sin 2\theta_W} \Delta_{ZZ} \right) \right]; \\ \mathcal{G}_{i\lambda}^{AG\pi_T}(\hat{s}) &= \sum_{V_T=\rho_T^0, \omega_T} \frac{A_{V_T G\pi_T}}{M_A} \left(Q_i \Delta_{\gamma V_T}(\hat{s}) + \frac{2\zeta_{i\lambda}}{\sin 2\theta_W} \Delta_{ZV_T}(\hat{s}) \right). \end{aligned} \quad (27)$$

The anomaly factors in Eq. (27) are

$$V_{G_1 G_2 \pi_T} = \text{Tr} \left[Q_{\pi_T}^\dagger \left(\{Q_{G_1}, Q_{G_2}^\dagger\}_L + \{Q_{G_1}, Q_{G_2}^\dagger\}_R \right) \right], \quad (28)$$

where $Q_{G_{R,L}} = Q_{G_V} \pm Q_{G_A}$ in Eq. (12). They are listed in Table 2. Note that $\hat{t}^2 + \hat{u}^2 - 2M_G^2 M_{\pi_T}^2 = 2\hat{s}p^2(1 + \cos^2\theta)$. The $G\pi_T$ cross section in the charged channel is given by (in the approximation of a unit CKM matrix)

$$\begin{aligned} \frac{d\hat{\sigma}(u_i\bar{d}_i \rightarrow G\pi_T)}{d\hat{t}} &= \frac{\pi\alpha^2}{48 \sin^2 \theta_W \hat{s}} \left\{ \frac{A_{\rho_T^+ G\pi_T}^2}{M_A^2} |\Delta_{W\rho_T}|^2 (\hat{t}^2 + \hat{u}^2 - 2M_G^2 M_{\pi_T}^2 + 4\hat{s}M_G^2) \right. \\ & \quad \left. + \left| \frac{eN_{TC}}{8\pi^2 F_T} V_{W^+ G\pi_T} \Delta_{WW} + \frac{V_{\rho_T^+ G\pi_T}}{M_V} \Delta_{W\rho_T} \right|^2 (\hat{t}^2 + \hat{u}^2 - 2M_G^2 M_{\pi_T}^2) \right\}. \end{aligned} \quad (29)$$

Process	$V_{G_1 G_2 \pi_T}$
$\gamma \rightarrow \gamma \pi_T^0$ $\rightarrow \gamma \pi_T^{0'}$ $\rightarrow Z^0 \pi_T^0$ $\rightarrow Z^0 \pi_T^{0'}$ $\rightarrow W^\pm \pi_T^\mp$	$2(Q_U + Q_D) c_\chi$ $2(Q_U^2 + Q_D^2) c_{\chi'}$ $(Q_U + Q_D) c_\chi (1 - 4 \sin^2 \theta_W) / \sin 2\theta_W$ $c_{\chi'} [1 - 4(Q_U^2 + Q_D^2) \sin^2 \theta_W] / \sin 2\theta_W$ $(Q_U + Q_D) c_\chi / (2 \sin \theta_W)$
$Z^0 \rightarrow \gamma \pi_T^0$ $\rightarrow \gamma \pi_T^{0'}$ $\rightarrow Z^0 \pi_T^0$ $\rightarrow Z^0 \pi_T^{0'}$ $\rightarrow W^\pm \pi_T^\mp$	$(Q_U + Q_D) c_\chi (1 - 4 \sin^2 \theta_W) / \sin 2\theta_W$ $c_{\chi'} [1 - 4(Q_U^2 + Q_D^2) \sin^2 \theta_W] / \sin 2\theta_W$ $-(Q_U + Q_D) c_\chi \cos 2\theta_W / \cos^2 \theta_W$ $2c_{\chi'} [\cos 2\theta_W + 4(Q_U^2 + Q_D^2) \sin^4 \theta_W] / \sin^2 2\theta_W$ $-(Q_U + Q_D) c_\chi / (2 \cos \theta_W)$
$W^\pm \rightarrow \gamma \pi_T^\pm$ $\rightarrow Z^0 \pi_T^\pm$ $\rightarrow W^\pm \pi_T^0$ $\rightarrow W^\pm \pi_T^{0'}$	$(Q_U + Q_D) c_\chi / (2 \sin \theta_W)$ $-(Q_U + Q_D) c_\chi / (2 \cos \theta_W)$ 0 $c_{\chi'} / (2 \sin^2 \theta_W)$

Table 2: Anomaly factors for $G_1 \rightarrow G_2 \pi_T$ for G_i a transverse electroweak boson, γ, Z^0, W^\pm . Here, $c_\chi = \cos \chi$ and $c_{\chi'} = \cos \chi'$.

The cross section for $q_i \bar{q}_i \rightarrow f_j \bar{f}_j$ in the *color-singlet* channel (with $m_{q_i} = 0$ and allowing $m_j \neq 0$ for $t\bar{t}$ production) is

$$\frac{d\hat{\sigma}(q_i \bar{q}_i \rightarrow \gamma, Z \rightarrow \bar{f}_j f_j)}{d\hat{t}} = \frac{N_f \pi \alpha^2}{3\hat{s}^2} \left\{ \left((\hat{u} - m_j^2)^2 + m_j^2 \hat{s} \right) \left(|\mathcal{D}_{ijLL}|^2 + |\mathcal{D}_{ijRR}|^2 \right) + \left((\hat{t} - m_j^2)^2 + m_j^2 \hat{s} \right) \left(|\mathcal{D}_{ijLR}|^2 + |\mathcal{D}_{ijRL}|^2 \right) \right\}, \quad (30)$$

where

$$\begin{aligned} \mathcal{D}_{ij\lambda\lambda'}(\hat{s}) &= Q_i Q_j \Delta_{\gamma\gamma}(\hat{s}) + \frac{4}{\sin^2 2\theta_W} \zeta_{i\lambda} \zeta_{j\lambda'} \Delta_{ZZ}(\hat{s}) \\ &+ \frac{2}{\sin 2\theta_W} \left(\zeta_{i\lambda} Q_j \Delta_{Z\gamma}(\hat{s}) + Q_i \zeta_{j\lambda'} \Delta_{\gamma Z}(\hat{s}) \right). \end{aligned} \quad (31)$$

Finally, the rate for the subprocess $u_i \bar{d}_i \rightarrow f_j \bar{f}'_j$ is

$$\frac{d\hat{\sigma}(u_i \bar{d}_i \rightarrow W^+ \rightarrow f_j \bar{f}'_j)}{d\hat{t}} = \frac{N_f \pi \alpha^2}{12 \sin^4 \theta_W \hat{s}^2} (\hat{u} - m_j^2)(\hat{u} - m_j'^2) |\Delta_{WW}(\hat{s})|^2. \quad (32)$$

4. The Color–Nonsinglet Sector of the TCSM

The elementary particles of our TC2 model are the $SU(3)_1 \otimes SU(3)_2$ gauge bosons V_1^A and V_2^A ($A = 1, \dots, 8$) and the technifermion doublets $T_1 = (U_1, D_1) \in (\mathbf{3}, \mathbf{1}, \mathbf{N}_{\text{TC}})$ and $T_2 = (U_2, D_2) \in (\mathbf{1}, \mathbf{3}, \mathbf{N}_{\text{TC}})$ of $SU(3)_1 \otimes SU(3)_2 \otimes SU(N_{\text{TC}})$. The gauge boson mass eigenstates are the $SU(3)_C$ gluons g^A and the coloron octet V_8^A :

$$\begin{aligned} g^A &= \frac{g_2 V_1^A + g_1 V_2^A}{\sqrt{g_1^2 + g_2^2}} \equiv \sin \theta_3 V_1^A + \cos \theta_3 V_2^A, \\ V_8^A &= \frac{g_1 V_1^A - g_2 V_2^A}{\sqrt{g_1^2 + g_2^2}} \equiv \cos \theta_3 V_1^A - \sin \theta_3 V_2^A, \end{aligned} \quad (33)$$

where $\alpha_1 = g_1^2/4\pi \gg \alpha_2 \simeq \alpha_C = g_C^2/4\pi$ and $g_C = g_1 g_2 / \sqrt{g_1^2 + g_2^2}$. We shall assume that, near 1 TeV, $SU(3)_1$ interactions are nearly strong enough to cause top quark condensation. In the Nambu–Jona-Lasinio approximation, this means $\alpha_{V_8} \equiv 4\alpha_C / \sin^2 2\theta_3 \gtrsim \pi/2 C_2(\mathbf{3}) \cos^4 \theta_3$ where $C_2(\mathbf{3}) = 4/3$ (see Ref. [29]). With $\alpha_C \simeq 0.1$, this requires $\tan \theta_3 \lesssim \sqrt{0.08}$. In terms of the $SU(3)_1$ and $SU(3)_2$ currents $j_{1,2\mu}^A$, the fermion–gluon–coloron interactions are

$$g_1 j_{1\mu}^A V_1^{A\mu} + g_2 j_{2\mu}^A V_2^{A\mu} = g_C \left(\cot \theta_3 j_{1\mu}^A - \tan \theta_3 j_{2\mu}^A \right) V_8^{A\mu} + g_C j_{c\mu}^A g^{A\mu}, \quad (34)$$

where $j_{c\mu}^A = j_{1\mu}^A + j_{2\mu}^A$ is the $SU(3)_C$ current.

We consider the couplings of both standard [13] and flavor–universal [28] TC2 models. In standard TC2, top and bottom quarks couple to $SU(3)_1$ and the four light quarks to $SU(3)_2$. The fermion parts of the $SU(3)_{1,2}$ currents are

$$\begin{aligned} j_{1\mu}^A &= \frac{1}{2} \bar{T}_1 \gamma_\mu \lambda_A T_1 + \sum_{a=t,b} \frac{1}{2} \bar{q}_a \gamma_\mu \lambda_A q_a; \\ j_{2\mu}^A &= \frac{1}{2} \bar{T}_2 \gamma_\mu \lambda_A T_2 + \sum_{a=u,d,c,s} \frac{1}{2} \bar{q}_a \gamma_\mu \lambda_A q_a. \end{aligned} \quad (35)$$

In this case, colorons decay strongly to top and bottom quarks and weakly to the light quarks. In flavor–universal TC2 all quarks couple to $SU(3)_1$, not $SU(3)_2$, so that colorons couple to all flavors with equal strength.

We assume that $SU(N_{TC})$, not topcolor $SU(3)_1 \otimes U(1)_1$, interactions dominate the formation of color–nonsinglet ρ_T and π_T states. This is an assumption of convenience; it may be inconsistent with the requirement that $U(1)_1$ is instrumental in driving the nondiagonal form of the condensates in Eq. (4). On firmer ground, we assume that techni–isospin is not badly broken by ETC interactions so that the ρ_{T8} are isosinglets. Then, a useful initial basis for the ground state ρ_{T8} ’s that mix with g and V_8 is:

$$\begin{aligned}
|\rho_{11}^A\rangle &= (\lambda_A/2)_{\alpha\beta} |U_{1\alpha}\bar{U}_{1\beta} + D_{1\alpha}\bar{D}_{1\beta}\rangle_{1-} \\
|\rho_{22}^A\rangle &= (\lambda_A/2)_{\alpha\beta} |U_{2\alpha}\bar{U}_{2\beta} + D_{2\alpha}\bar{D}_{2\beta}\rangle_{1-} \\
|\rho_{12}^A\rangle &= (\lambda_A/2\sqrt{2})_{\alpha\beta} |U_{1\alpha}\bar{U}_{2\beta} + D_{1\alpha}\bar{D}_{2\beta} + (1 \leftrightarrow 2)\rangle_{1-} \\
|\rho_{12'}^A\rangle &= i(\lambda_A/2\sqrt{2})_{\alpha\beta} |U_{1\alpha}\bar{U}_{2\beta} + D_{1\alpha}\bar{D}_{2\beta} - (1 \leftrightarrow 2)\rangle_{1-}
\end{aligned} \tag{36}$$

The first two of these states, ρ_{11} and ρ_{22} , mix with V_8 and g . The topcolor–breaking condensate in Eq. (4), $\langle\bar{T}_{1L}T_{2R}\rangle \neq 0$, causes them to mix with ρ_{12} and $\rho_{12'}$ also. The ρ_{T8} mixing with g and V_8 is purely kinetic and is governed by the $U(2)$ matrices $W_{L,R}^{U,D}$ that diagonalize the $\bar{T}_{Li}T_{Rj}$ condensates.⁷ These matrices appear, e.g., in the $SU(3)_1$ current as follows:⁸

$$j_{1\mu}^A = \frac{1}{2} \sum_{T=U,D} \bar{T}_{iL} W_{Li1}^{T\dagger} \gamma_\mu \lambda_A W_{L1j}^T T_{jL} + (L \rightarrow R) + \dots \tag{37}$$

Even though technicolor may be the strongest of $T_{1,2}$ ’s interactions, the topcolor $SU(3)_1 \otimes U(1)_1$ interactions are not weak perturbations; they must be strong enough near 1 TeV to condense top quarks. Therefore, the $U(1)_1$ interactions must be custodial–isospin invariant in the technifermion sector [33, 34]. On the other hand, the $SU(3)_2$ interactions of T_2 are relatively weak. Thus, the approximate chiral symmetry of T_1 and T_2 is

$$[SU(2)_L \otimes SU(2)_R]_1 \otimes [SU(6)_L \otimes SU(6)_R]_2 \tag{38}$$

⁷The condensate in Eq. (4) breaks $SU(3)_1 \otimes SU(3)_2$ down to ordinary color, $SU(3)_C$. The unitary aligning matrices $W^{U,D} = W_L^{U,D} (W_R^{U,D})^\dagger$. See Ref. [32] for a recent discussion of vacuum alignment in technicolor, the physics that gives rise to $W_{L,R}^{U,D}$. It is likely that all elements of these matrices are comparable in magnitude. For economy in the default parameters, we shall take $W_R^{U,D} = 1$, so that $W^{U,D} = W_L^{U,D}$.

⁸In standard TC2, these currents are parity–violating if $W_L \neq W_R$. In flavor–universal TC2, the quark currents are purely vectorial because the $W_{L,R}$ are unitary. The same is always true of the $SU(3)_C$ currents.

Then technifermion condensation leads to a number of (pseudo)Goldstone boson technipions. Although we assume that the technirhos are too light to decay into a pair of technipions, they may decay into one of them plus a gluon. The relevant technipions are an isosinglet $SU(3)_C$ octet $\bar{T}_2 T_2$ state and the color-singlet π_T^0 discussed in Section 1. The color-octet state is ⁹

$$|\pi_{T8}^A\rangle = (\lambda_A/2)_{\alpha\beta} |U_{2\alpha}\bar{U}_{2\beta} + D_{2\alpha}\bar{D}_{2\beta}\rangle_{0-}. \quad (39)$$

In the absence of ρ_{T8} mixing, only ρ_{22} decays into one of these technipions plus a gluon. The strength of $\rho_{22} \rightarrow g\pi_T^0$ is controlled by $\cos\chi''$, where χ'' is another mixing angle.

For the straw man model, π_{T8} is assumed to decay into either fermion-antifermion pairs or two gluons, with the decay rates:

$$\begin{aligned} \Gamma(\pi_{T8} \rightarrow \bar{f}f) &= \frac{1}{4\pi F_T^2} N_f p_f C_{8f}^2 m_f^2 \\ \Gamma(\pi_{T8} \rightarrow gg) &= \frac{1}{128\pi^3 F_T^2} \alpha_C^2 C_{8g}^2 N_{TC}^2 M_{\pi_{T8}}^3. \end{aligned} \quad (40)$$

Here, C_{8f} is an ETC-model dependent constant. In Ref. [23] the colored technifermions $T_{1,2}$ do not couple to quarks and leptons. Accordingly, we take the default value $C_{8f} = 0$. To turn on $\pi_{T8} \rightarrow \bar{b}b$, set $C_{8b} \simeq 1$. In TC2 models, the $\bar{t}t$ mode has $C_{8t} \simeq m_b/m_t$. The number of colors of fermion f is N_f ; its momentum is p_f ; α_C is the QCD coupling evaluated at the technipion mass; and C_{8g}^2 is an $SU(3)_C$ Clebsch of order one. We use the color-singlet sector technipion decay constant, $F_T = F_\pi \sin\chi$. The default values of these and other parameters are tabulated at the end of this paper.

5. ρ_{T8} and V_8 Decay Rates

In low-scale technicolor, color-triplet and octet technipion masses are expected to be a few hundred GeV. As noted, we expect the ρ_{T8} to decay into

⁹This state is essentially the same as the η_T appearing, e.g., in the one-family technicolor model [24]. However, and this is an important feature of TC2 models, it does not have a strong coupling to $\bar{t}t$ and, therefore, does not appear as a resonance in $\bar{t}t$ production as described in Ref. [35].

$\bar{q}q$ and gg dijets and $g\pi_T$. The energy-dependent two-parton decay rates are (for ρ_{ij} mass \sqrt{s})¹⁰

$$\begin{aligned}\Gamma(\rho_{ij} \rightarrow \bar{q}_a q_a) &= \frac{\alpha_C}{6} \left| \xi_g \delta_{ij} + \frac{g_a \xi_{\rho_{ij}} s}{g_C (s - \mathcal{M}_{V_8}^2)} \right|^2 \left(1 + \frac{2m_a^2}{s} \right) (s - 4m_a^2)^{\frac{1}{2}}, \\ \Gamma(\rho_{ij} \rightarrow gg) &= \frac{\alpha_C^2 \sqrt{s} \delta_{ij}}{4\alpha_{\rho_T}},\end{aligned}\quad (41)$$

where $\mathcal{M}_{V_8}^2 = M_{V_8}^2 - i\sqrt{s} \Gamma_{V_8}(s)$, and $\Gamma_{V_8}(s)$ is defined in Eq. (45) below. The couplings in Eq. (41) are obtained from Eqs. (34–37); for $W_{Rij}^{U,D} = \delta_{ij}$, they are:

$$\begin{aligned}g_a &= \begin{pmatrix} g_C \cot \theta_3 & \text{for } q_a = t, b \\ -g_C \tan \theta_3 & \text{for } q_a = u, d, c, s \end{pmatrix} \quad (\text{standard TC2}) \\ g_a &= g_C \cot \theta_3 \quad (\text{flavor universal TC2}) \\ \alpha_{\rho_T} &= \frac{g_{\rho_T}^2}{4\pi} = 2.91 \left(\frac{3}{N_{TC}} \right) \\ \xi_g &= \frac{g_C}{g_{\rho_T}} \\ \xi_{\rho_{11}} &= \frac{2g_C}{g_{\rho_T} \sin 2\theta_3} \left[\frac{1}{4} \left(|W_{L11}^U|^2 + |W_{L11}^D|^2 + 2 \right) - \sin^2 \theta_3 \right] \\ \xi_{\rho_{22}} &= \frac{2g_C}{g_{\rho_T} \sin 2\theta_3} \left[\frac{1}{4} \left(|W_{L12}^U|^2 + |W_{L12}^D|^2 \right) - \sin^2 \theta_3 \right] \\ \xi_{\rho_{12}} &= \frac{g_C}{\sqrt{2} g_{\rho_T} \sin 2\theta_3} \text{Re} \left[W_{L11}^{U*} W_{L12}^U + W_{L11}^{D*} W_{L12}^D \right] \\ \xi_{\rho_{12'}} &= \frac{g_C}{\sqrt{2} g_{\rho_T} \sin 2\theta_3} \text{Im} \left[W_{L11}^{U*} W_{L12}^U + W_{L11}^{D*} W_{L12}^D \right].\end{aligned}\quad (42)$$

It is clear from these expressions how to generalize to $W_R^{U,D} \neq 1$. We have assumed that the $\rho_{T8} \rightarrow \pi_T \pi_T$ coupling g_{ρ_T} is the same for all ground-state

¹⁰Zerwekh and Rosenfeld have argued that hidden local symmetry implies $\rho_{T8} \rightarrow gg$ is forbidden [36]. However, as Chivukula, Grant and Simmons have shown, hidden local symmetry is inappropriate for bound state ρ_{T8} 's. The latter authors do emphasize that there is some uncertainty in the strength of the $\rho_{T8} \rightarrow gg$ amplitude [37]. Nevertheless, we use the canonical decay rate from Ref. [24].

technirhos, and the same that we have used for color singlets; as usual, we use the naive large- N_{TC} value. Using Eq. (5), the $\xi_{\rho_{T8}}$ parameters become

$$\begin{aligned}
\xi_{\rho_{11}} &= \frac{2g_C}{g_{\rho_T} \sin 2\theta_3} \left[\frac{1}{4} \left(2 + (W_{L11}^U)^2 + (W_{L11}^D)^2 \right) - \sin^2 \theta_3 \right] \\
\xi_{\rho_{22}} &= \frac{2g_C}{g_{\rho_T} \sin 2\theta_3} \left[\frac{1}{4} \left(2 - (W_{L11}^U)^2 - (W_{L11}^D)^2 \right) - \sin^2 \theta_3 \right] \\
\xi_{\rho_{12}} &= \frac{g_C}{\sqrt{2}g_{\rho_T} \sin 2\theta_3} \left[W_{L11}^U \sqrt{1 - (W_{L11}^U)^2} \cos \phi_U + W_{L11}^D \sqrt{1 - (W_{L11}^D)^2} \cos \phi_D \right] \\
\xi_{\rho_{12'}} &= \frac{g_C}{\sqrt{2}g_{\rho_T} \sin 2\theta_3} \left[W_{L11}^U \sqrt{1 - (W_{L11}^U)^2} \sin \phi_U + W_{L11}^D \sqrt{1 - (W_{L11}^D)^2} \sin \phi_D \right].
\end{aligned} \tag{43}$$

Only the ρ_{22} can decay to $g\pi_T$; the rates are

$$\begin{aligned}
\Gamma(\rho_{22} \rightarrow g\pi_{T8}) &= \frac{5\alpha_C p^3}{9M_8^2} \\
\Gamma(\rho_{22} \rightarrow g\pi_T^{0'}) &= \frac{2\alpha_C \cos^2 \chi'' p^3}{9M_8^2}.
\end{aligned} \tag{44}$$

Here, $p = (s - M_{\pi_T}^2)/2\sqrt{s}$ is the gluon or π_T momentum and M_8 is a mass parameter of order several hundred GeV, analogous to the parameter M_V in Eq. (10). So long as $\pi_{T8} \rightarrow gg$ is the octet technipion's principal decay mode, it will be difficult, if not impossible, to detect it in ρ_{22} decays.

The V_8 colorons are expected to be considerably heavier than the ρ_{T8} [29, 31]. Since they couple to quarks, they can decay to dijets; see Eqs (34,35). In both the standard and flavor-universal models, colorons couple strongly to $\bar{T}_1 T_1$, but with strength g_C to $\bar{T}_2 T_2$. Since relatively light technipions are $\bar{T}_2 T_2$ states, we expect $\Gamma(V_8 \rightarrow \pi_T \pi_T) = \mathcal{O}(\alpha_C)$ and $\Gamma(V_8 \rightarrow g\pi_T) = \mathcal{O}(\alpha_C^2)$. In this paper, we make the simplifying assumption that such decays are irrelevant.¹¹ Then the V_8 decay rate is the sum over open channels of

$$\Gamma(V_8 \rightarrow \bar{q}_a q_a) = \frac{\alpha_a}{6} \left(1 + \frac{2m_a^2}{s} \right) (s - 4m_a^2)^{\frac{1}{2}}, \tag{45}$$

where $\alpha_a = g_a^2/4\pi$ was given in Eq. (42) for the two types of TC2 models we consider.

¹¹A heavy V_8 may be able to decay to technihadron pairs containing $\bar{T}_1 T_1$. We shall not attempt to include these modes in the V_8 's energy-dependent width. This approximation is good at Tevatron energies.

6. Subprocess Cross Sections for Dijets

The subprocess cross sections presented below assume massless initial-state partons. They are averaged over initial spins and colors. These cross sections require the propagator matrix describing mixing between the gluon, V_8 and the ρ_{T8} 's. We have assumed that the mixing between gauge bosons and ρ_{T8} is purely kinetic, proportional to s . There are also mixing terms $M_{ij,kl}^2 = M_{kl,ij}^2$ between different ρ_{T8} , induced by $\bar{T}_1 T_2$ condensation. They are given by

$$\begin{aligned}
M_{11,22}^2 &= \frac{1}{2} \left[|W_{12}^U|^2 + |W_{12}^D|^2 \right] M_8'^2 = \frac{1}{2} \left[2 - (W_{L11}^U)^2 - (W_{L11}^D)^2 \right] M_8'^2 \\
M_{11,12}^2 &= \frac{1}{\sqrt{2}} \text{Re} \left[W_{11}^U W_{12}^U + W_{11}^D W_{12}^D \right] M_8'^2 \\
&= \frac{1}{\sqrt{2}} \left[W_{L11}^U \sqrt{1 - (W_{L11}^U)^2} \cos \phi_U + W_{L11}^D \sqrt{1 - (W_{L11}^D)^2} \cos \phi_D \right] M_8'^2 \\
M_{11,12'}^2 &= -\frac{1}{\sqrt{2}} \text{Im} \left[W_{11}^U W_{12}^U + W_{11}^D W_{12}^D \right] M_8'^2 \\
&= -\frac{1}{\sqrt{2}} \left[W_{L11}^U \sqrt{1 - (W_{L11}^U)^2} \sin \phi_U + W_{L11}^D \sqrt{1 - (W_{L11}^D)^2} \sin \phi_D \right] M_8'^2 \\
&\hspace{20em} (46) \\
M_{22,12}^2 &= \frac{1}{\sqrt{2}} \text{Re} \left[W_{21}^U W_{22}^U + W_{21}^D W_{22}^D \right] M_8'^2 \\
&= -\frac{1}{\sqrt{2}} \left[W_{L11}^U \sqrt{1 - (W_{L11}^U)^2} \cos \phi_U + W_{L11}^D \sqrt{1 - (W_{L11}^D)^2} \cos \phi_D \right] M_8'^2 \\
M_{22,12'}^2 &= \frac{1}{\sqrt{2}} \text{Im} \left[W_{21}^U W_{22}^U + W_{21}^D W_{22}^D \right] M_8'^2 \\
&= \frac{1}{\sqrt{2}} \left[W_{L11}^U \sqrt{1 - (W_{L11}^U)^2} \sin \phi_U + W_{L11}^D \sqrt{1 - (W_{L11}^D)^2} \sin \phi_D \right] M_8'^2 \\
M_{12,12'}^2 &= -\frac{1}{2} \text{Im} \left[(W_{12}^U)^2 + (W_{12}^D)^2 \right] M_8'^2 \\
&= -\frac{1}{2} \left[(1 - (W_{L11}^U)^2) \sin 2\phi_U + (1 - (W_{L11}^D)^2) \sin 2\phi_D \right] M_8'^2.
\end{aligned}$$

Here, M_8' is another technicolor scale mass parameter of order M_8 . In the second equalities, we assumed $W_R^{U,D} = 1$ and used Eq. (5)). The g - V_8 - ρ_{11} -

$\rho_{22}-\rho_{12}-\rho_{12}'$ propagator is the inverse of the symmetric matrix

$$D^{-1}(s) = \begin{pmatrix} s & 0 & s \xi_g & s \xi_g & 0 & 0 \\ 0 & s - \mathcal{M}_{V_8}^2 & s \xi_{\rho_{11}} & s \xi_{\rho_{22}} & s \xi_{\rho_{12}} & s \xi_{\rho_{12}'} \\ s \xi_g & s \xi_{\rho_{11}} & s - \mathcal{M}_{11}^2 & -M_{11,22}^2 & -M_{11,12}^2 & -M_{11,12'}^2 \\ s \xi_g & s \xi_{\rho_{22}} & -M_{11,22}^2 & s - \mathcal{M}_{22}^2 & -M_{22,12}^2 & -M_{22,12'}^2 \\ 0 & s \xi_{\rho_{12}} & -M_{11,12}^2 & -M_{22,12}^2 & s - \mathcal{M}_{12}^2 & -M_{12,12'}^2 \\ 0 & s \xi_{\rho_{12}'} & -M_{11,12'}^2 & -M_{22,12'}^2 & -M_{12,12'}^2 & s - \mathcal{M}_{12'}^2 \end{pmatrix}. \quad (47)$$

Here, $\mathcal{M}_V^2 = M_V^2 - i\sqrt{s}\Gamma_V(s)$ uses the energy-dependent widths of the octet vector bosons. The following combinations of propagators are used in the parton-parton cross sections (here, $q_{a,b} = u, d, c, s$ or t, b):

$$\begin{aligned} \mathcal{D}_{q_a q_b}(s) &= D_{gg}(s) + \left(\frac{g_a + g_b}{g_C} \right) D_{gV_8}(s) + \frac{g_a g_b}{g_C^2} D_{V_8 V_8}(s) \\ \Delta_{gg}(s) &= s D_{gg}(s) - 1 \\ \mathcal{D}_{q_a g}(s) &= D_{gg}(s) + \frac{g_a}{g_C} D_{gV_8}(s) \\ \Delta_{q_a g}(s) &= s \mathcal{D}_{q_a g}(s) - 1. \end{aligned} \quad (48)$$

The subprocess cross sections for $2 \rightarrow 2$ scattering of light quarks u, d, c, s, b and gluons are given by (here $q_a \neq q_b$):

$$\frac{d\hat{\sigma}(\bar{q}_a q_a \rightarrow \bar{q}_b q_b)}{d\hat{t}} = \frac{4\pi\alpha_C^2}{9\hat{s}^2} |\mathcal{D}_{q_a q_b}(\hat{s})|^2 (\hat{u}^2 + \hat{t}^2) \quad (49)$$

$$\frac{d\hat{\sigma}(q_a q_b \rightarrow q_a q_b)}{d\hat{t}} = \frac{d\hat{\sigma}(\bar{q}_a \bar{q}_b \rightarrow \bar{q}_a \bar{q}_b)}{d\hat{t}} = \frac{4\pi\alpha_C^2}{9\hat{s}^2} |\mathcal{D}_{q_a q_b}(\hat{t})|^2 (\hat{u}^2 + \hat{s}^2) \quad (50)$$

$$\begin{aligned} \frac{d\hat{\sigma}(\bar{q}_a q_a \rightarrow \bar{q}_a q_a)}{d\hat{t}} &= \frac{4\pi\alpha_C^2}{9\hat{s}^2} \left\{ |\mathcal{D}_{q_a q_a}(\hat{s})|^2 (\hat{u}^2 + \hat{t}^2) + |\mathcal{D}_{q_a q_a}(\hat{t})|^2 (\hat{u}^2 + \hat{s}^2) \right. \\ &\quad \left. - \frac{2}{3} \text{Re} \left(\mathcal{D}_{q_a q_a}(\hat{s}) \mathcal{D}_{q_a q_a}^*(\hat{t}) \right) \hat{u}^2 \right\} \end{aligned} \quad (51)$$

$$\frac{d\hat{\sigma}(q_a q_a \rightarrow q_a q_a)}{d\hat{t}} = \frac{d\hat{\sigma}(\bar{q}_a \bar{q}_a \rightarrow \bar{q}_a \bar{q}_a)}{d\hat{t}}$$

$$\begin{aligned}
&= \frac{2\pi\alpha_C^2}{9\hat{s}^2} \left\{ \left| \mathcal{D}_{q_a q_a}(\hat{t}) \right|^2 (\hat{u}^2 + \hat{s}^2) + \left| \mathcal{D}_{q_a q_a}(\hat{u}) \right|^2 (\hat{t}^2 + \hat{s}^2) \right. \\
&\quad \left. - \frac{2}{3} \operatorname{Re} \left(\mathcal{D}_{q_a q_a}(\hat{t}) \mathcal{D}_{q_a q_a}^*(\hat{u}) \right) \hat{s}^2 \right\} \tag{52}
\end{aligned}$$

$$\begin{aligned}
\frac{d\hat{\sigma}(gg \rightarrow \bar{q}_a q_a)}{d\hat{t}} &= \frac{9}{32} \frac{d\hat{\sigma}(\bar{q}_a q_a \rightarrow gg)}{d\hat{t}} \\
&= \frac{3\pi\alpha_C^2}{8\hat{s}^2} \left\{ \frac{4}{9} \left(\frac{\hat{u}}{\hat{t}} + \frac{\hat{t}}{\hat{u}} \right) - \left(\frac{\hat{t}^2 + \hat{u}^2}{\hat{s}^2} \right) + \frac{2\hat{t}\hat{u}}{\hat{s}^2} \left| \Delta_{q_a g}(\hat{s}) \right|^2 \right\} \tag{53}
\end{aligned}$$

$$\begin{aligned}
\frac{d\hat{\sigma}(q_a g \rightarrow q_a g)}{d\hat{t}} &= \frac{\pi\alpha_C^2}{\hat{s}^2} \left\{ \left(\frac{\hat{s}^2 + \hat{u}^2}{\hat{t}^2} \right) - \frac{4}{9} \left(\frac{\hat{u}}{\hat{s}} + \frac{\hat{s}}{\hat{u}} \right) - \frac{2\hat{s}\hat{u}}{\hat{t}^2} \left| \Delta_{q_a g}(\hat{t}) \right|^2 \right\} \\
\frac{d\hat{\sigma}(gg \rightarrow gg)}{d\hat{t}} &= \frac{9\pi\alpha_C^2}{32\hat{s}^2} \left\{ \left| \Delta_{gg}(\hat{s}) \left(\frac{\hat{t} - \hat{u}}{\hat{s}} \right) + \Delta_{gg}(\hat{t}) \left[\frac{\hat{u}^2}{\hat{s}^2} \left(\frac{\hat{s} - \hat{u}}{\hat{t}} \right) + \frac{8\hat{u}}{\hat{s}} \right] + \frac{2\hat{s}}{\hat{t}} \right|^2 \right. \\
&\quad + \left| \Delta_{gg}(\hat{s}) \left(\frac{\hat{u} - \hat{t}}{\hat{s}} \right) + \Delta_{gg}(\hat{u}) \left[\frac{\hat{t}^2}{\hat{s}^2} \left(\frac{\hat{s} - \hat{t}}{\hat{u}} \right) + \frac{8\hat{t}}{\hat{s}} \right] + \frac{2\hat{s}}{\hat{u}} \right|^2 \\
&\quad + \operatorname{Re} \left[\left(\Delta_{gg}^*(\hat{s}) \left(\frac{\hat{t} - \hat{u}}{\hat{s}} \right) + \Delta_{gg}^*(\hat{t}) \left[\frac{\hat{u}^2}{\hat{s}^2} \left(\frac{\hat{s} - \hat{u}}{\hat{t}} \right) + \frac{8\hat{u}}{\hat{s}} \right] + \frac{2\hat{s}}{\hat{t}} \right) \right. \\
&\quad \quad \times \left. \left(\Delta_{gg}(\hat{s}) \left(\frac{\hat{u} - \hat{t}}{\hat{s}} \right) + \Delta_{gg}(\hat{u}) \left[\frac{\hat{t}^2}{\hat{s}^2} \left(\frac{\hat{s} - \hat{t}}{\hat{u}} \right) + \frac{8\hat{t}}{\hat{s}} \right] + \frac{2\hat{s}}{\hat{u}} \right) \right] \\
&\quad + \left| \Delta_{gg}(\hat{s}) \left(\frac{\hat{t} - \hat{u}}{\hat{s}} \right) + \Delta_{gg}(\hat{t}) \left(\frac{\hat{u}^2 - \hat{s}^2}{\hat{s}^2} \right) \right|^2 \\
&\quad + \left| \Delta_{gg}(\hat{s}) \left(\frac{\hat{u} - \hat{t}}{\hat{s}} \right) + \Delta_{gg}(\hat{u}) \left(\frac{\hat{t}^2 - \hat{s}^2}{\hat{s}^2} \right) \right|^2 \\
&\quad + \operatorname{Re} \left[\left(\Delta_{gg}^*(\hat{s}) \left(\frac{\hat{t} - \hat{u}}{\hat{s}} \right) + \Delta_{gg}^*(\hat{t}) \left(\frac{\hat{u}^2 - \hat{s}^2}{\hat{s}^2} \right) \right) \right. \\
&\quad \quad \times \left. \left(\Delta_{gg}(\hat{s}) \left(\frac{\hat{u} - \hat{t}}{\hat{s}} \right) + \Delta_{gg}(\hat{u}) \left(\frac{\hat{t}^2 - \hat{s}^2}{\hat{s}^2} \right) \right) \right] \\
&\quad + \left(\frac{\hat{u}^4 + \hat{t}^4}{\hat{s}^4} \right) \left[\left| \Delta_{gg}(\hat{t}) \left(\frac{\hat{s} - \hat{u}}{\hat{t}} \right) + \frac{2\hat{s}}{\hat{t}} \right|^2 + \left| \Delta_{gg}(\hat{u}) \left(\frac{\hat{s} - \hat{t}}{\hat{u}} \right) + \frac{2\hat{s}}{\hat{u}} \right|^2 \right. \\
&\quad \left. + \operatorname{Re} \left[\left(\Delta_{gg}^*(\hat{t}) \left(\frac{\hat{s} - \hat{u}}{\hat{t}} \right) + \frac{2\hat{s}}{\hat{t}} \right) \left(\Delta_{gg}(\hat{u}) \left(\frac{\hat{s} - \hat{t}}{\hat{u}} \right) + \frac{2\hat{s}}{\hat{u}} \right) \right] \right]
\end{aligned}$$

$$+ 4 \left(\frac{\hat{t}\hat{u}}{\hat{s}^2} \right)^2 \left[|\Delta_{gg}(\hat{t})|^2 + |\Delta_{gg}(\hat{u})|^2 + \text{Re} \left(\Delta_{gg}^*(\hat{t})\Delta_{gg}(\hat{u}) \right) \right] \Big\}. \quad (54)$$

For massless partons, $\hat{t} = -\frac{1}{2}\hat{s}(1 - \cos\theta)$ and $\hat{u} = -\frac{1}{2}\hat{s}(1 + \cos\theta)$ where θ is the cm scattering angle.

The cross sections for top quark production are:

$$\begin{aligned} \frac{d\hat{\sigma}(\bar{q}_a q_a \rightarrow \bar{t} t)}{d\hat{t}} &= \frac{4\pi\alpha_C^2}{9\hat{s}^4} |\hat{s}\mathcal{D}_{qat}(\hat{s})|^2 \left[(\hat{u} - m_t^2)^2 + (\hat{t} - m_t^2)^2 + 2m_t^2\hat{s} \right] \\ \frac{d\hat{\sigma}(gg \rightarrow \bar{t} t)}{d\hat{t}} &= \frac{3\pi\alpha_C^2}{8\hat{s}^2} \left\{ \frac{4}{9} \left[\frac{(\hat{t} - m_t^2)(\hat{u} - m_t^2) - 2m_t^2(\hat{t} + m_t^2)}{(\hat{t} - m_t^2)^2} \right. \right. \\ &\quad \left. \left. + \frac{(\hat{t} - m_t^2)(\hat{u} - m_t^2) - 2m_t^2(\hat{u} + m_t^2)}{(\hat{u} - m_t^2)^2} \right] \right. \\ &\quad \left. + \frac{(\hat{t} - m_t^2)(\hat{u} - m_t^2) + m_t^2(\hat{t} - \hat{u}) \text{Re}(\Delta_{tg}(\hat{s}) - 1)}{\hat{s}(\hat{t} - m_t^2)} \right. \\ &\quad \left. + \frac{(\hat{t} - m_t^2)(\hat{u} - m_t^2) + m_t^2(\hat{u} - \hat{t}) \text{Re}(\Delta_{tg}(\hat{s}) - 1)}{\hat{s}(\hat{u} - m_t^2)} \right. \\ &\quad \left. + \frac{2}{\hat{s}^2} (\hat{t} - m_t^2)(\hat{u} - m_t^2) \left[|\Delta_{tg}(\hat{s})|^2 + 1 \right] - \frac{m_t^2(\hat{s} - 4m_t^2)}{9(\hat{t} - m_t^2)(\hat{u} - m_t^2)} \right\}. \quad (56) \end{aligned}$$

Here, $\hat{t} = m_t^2 - \frac{1}{2}\hat{s}(1 - \beta_t \cos\theta)$ where $\beta_t = \sqrt{1 - 4m_t^2/\hat{s}}$.

7. Hadron Collider Phenomenology

In this section, we concentrate on the phenomenology of the color–octet sector of the TCSM. The color–singlet sector has been studied in Refs. [1, 3, 4, 5, 6, 7, 16, 17, 21]. Numerical results are presented for the Tevatron collider, since new strong interactions may be visible there if they are related to electroweak symmetry breaking and the top quark’s mass. Our results are readily generalizable to the LHC.

The impact of the coloron V_8 on high- p_T scattering has been explored in the past [31, 38, 39] and, by itself, it is easy to understand. The improvement in the present approach is to include the full propagator structure, with an

energy-dependent width $\Gamma_{V_8}(s)$ for the coloron. The simplification of treating coloron-exchange as a contact term is appropriate when the coloron is very heavy and $\sqrt{s}\Gamma_{V_8}(s) \ll M_{V_8}^2$.

Let us first ignore the subleading effects of kinetic mixing with the color-octet technirhos. Then, in fermion scattering processes, the coloron appears as a modification to the gluon propagator which may depend on the fermion generations. For standard TC2, there is an enhanced coloron coupling to b and t quarks, which changes the gluon propagator connecting pairs of fermions to

$$\mathcal{D}_{qt}(s) = \frac{1}{s} \left[1 - \frac{s}{s - M_{V_8}^2 - i\sqrt{s}\Gamma_{V_8}(s)} \right]. \quad (57)$$

In the limit $M_{V_8} \gg m_t$, the energy dependent width scales as \sqrt{s} . For the “NJL-inspired” value of the topcolor $SU(3)$ mixing angle, $\tan\theta_3 = \sqrt{0.08}$, the coloron width is roughly $\sqrt{s}/3$. Below resonance, the coloron interferes constructively, and can thus manifest itself as an energy-dependent enhancement of the b or t quark cross sections. The invariant mass distribution of top quark pairs $\mathcal{M}_{\bar{t}t}$ was measured by both CDF and DØ [40, 41], and it constrains the values of M_{V_8} and $\tan\theta_3$ (the latter dependence arises indirectly through the coloron width). Roughly, these measurements are consistent with a coloron mass near 1 TeV, with little restriction on the value of $\tan\theta_3$.¹² From the $\mathcal{M}_{\bar{b}b}$ distribution, CDF [19] excludes standard TC2 colorons in the mass range 280 – 670 GeV for $\Gamma_{V_8}/M_{V_8} = 0.3$. The limit worsens as the width is increased, essentially vanishing for $\Gamma_{V_8}/M_{V_8} > 0.7$.

For flavor-universal TC2, there is an enhanced coloron coupling to all flavors of quarks:

$$\mathcal{D}_{qq'}(s) = \frac{1}{s} \left[1 + \frac{1}{\tan^2\theta_3} \frac{s}{s - M_{V_8}^2 - i\sqrt{s}\Gamma_{V_8}(s)} \right]. \quad (58)$$

In contrast to standard TC2, the coloron interferes destructively below resonance, almost cancelling the simple gluon exchange at $\sqrt{s} = M_{V_8} \sin\theta_3$. Furthermore, the on-mass-shell coloron width is comparable to its mass for our default choice of parameters. We shall see below that consistency with the CDF and DØ data tends to require a universal coloron mass of several TeV, in

¹²This and the following statement for the universal coloron are based on basic fits to the public Run I data, but a more systematic analysis is needed. There are no published results on limits for wide resonances in the $\bar{t}t$ system.

agreement with the $D\bar{O}$ limit resulting from dijet measurements [31]. Despite the fact that the interference occurs for all flavors of quarks in flavor-universal TC2, the $\mathcal{M}_{\bar{t}t}$ distribution itself ultimately may be the most constraining, because of the relative importance of $\bar{q}q$ annihilation to other partonic processes. In dijet cross sections, many different subprocesses contribute, some with s -channel gluon exchanges (which are destructive below resonance) and some with t and u -channel exchanges (which are constructive).

While the coloron phenomenology is straightforward, the effects of the color-octet technirhos are less transparent. To simplify the discussion, we consider first the case of a coloron and a single technirho mixing with the gluon and coloron. The inverse propagator matrix describing the gluon- V_8 - ρ_{T8} mixing is

$$\mathcal{D}_0^{-1}(s) = \begin{pmatrix} s & 0 & s\xi \\ 0 & s - \mathcal{M}_{V_8}^2 & s\xi' \\ s\xi & s\xi' & s - \mathcal{M}_\rho^2 \end{pmatrix}, \quad (59)$$

where $\xi = \xi_g$ and $\xi' = \xi_{\rho_{ij}}$ set the strength of the kinetic mixing. The cross sections depend on the propagators (see Eq. 48):

$$D_{gg} = \frac{(s - \mathcal{M}_{V_8}^2)(s - \mathcal{M}_\rho^2) - s^2\xi'^2}{\text{Det}\mathcal{D}_0^{-1}} = \frac{1}{s} + \frac{s(s - \mathcal{M}_{V_8}^2)\xi^2}{\text{Det}\mathcal{D}_0^{-1}} \quad (60)$$

$$D_{gV_8} = \frac{s^2\xi\xi'}{\text{Det}\mathcal{D}_0^{-1}} \quad (61)$$

$$D_{V_8V_8} = \frac{s(s - \mathcal{M}_\rho^2) - s^2\xi^2}{\text{Det}\mathcal{D}_0^{-1}} = \frac{1}{(s - \mathcal{M}_{V_8}^2)} + \frac{s^3\xi'^2}{(s - \mathcal{M}_{V_8}^2)\text{Det}\mathcal{D}_0^{-1}} \quad (62)$$

$$\text{Det}\mathcal{D}_0^{-1} = s(s - \mathcal{M}_{V_8}^2)(s - \mathcal{M}_\rho^2) - s^2(s\xi'^2 + (s - \mathcal{M}_{V_8}^2)\xi^2). \quad (63)$$

When written in this form, the gluon and coloron components are approximately separated from the technirho's.

The $\bar{t}t$ cross section involves \mathcal{D}_{qt} , which depends on the specific model. For standard TC2, it has the form

$$\mathcal{D}_{qt} = \frac{1}{s} - \frac{1}{s - \mathcal{M}_{V_8}^2} + \frac{1}{\text{Det}\mathcal{D}_0^{-1}} \left[s(s - \mathcal{M}_{V_8}^2)\xi^2 + s^2\xi\xi'(-\tan\theta_3 + \frac{1}{\tan\theta_3}) - \frac{s^3\xi'^2}{s - \mathcal{M}_{V_8}^2} \right]. \quad (64)$$

The technirho phenomenology is determined by the last term. Taking $\rho = \rho_{22}$, e.g., this can be written as $\xi^2 s^2$ times the dimensionless quantity

$$\mathcal{N} = r - \tan^2 \theta_3 / r \left(\frac{1 - W^2}{2 \sin^2 \theta_3} - 1 \right)^2 + (1 - \tan^2 \theta_3) \left(\frac{1 - W^2}{2 \sin^2 \theta_3} - 1 \right), \quad (65)$$

with $r = 1 - \mathcal{M}_{V_8}^2/s$ and we put $W = W_{11}^U = W_{11}^D$.

For small coloron–technirho mixing, $\xi \gg |\xi'|$, the technirho contribution to \mathcal{D}_{qt} reduces to $\xi^2/(s - \mathcal{M}_\rho^2)$, yielding the behavior of a narrow resonance. For comparable ξ and ξ' , the maximum of \mathcal{D}_{qt} near $s = M_\rho^2$ is no longer just inversely proportional to Γ_ρ , but also depends on $\xi'^2 \Gamma_{V_8}/r^2$. The effective technirho width is larger and the cross section is smaller, depending on the mixing and coloron properties. Furthermore, certain relations may exist among the parameters in \mathcal{N} that weaken the resonant behavior. For example, the numerator vanishes for $r = \xi'/\xi \tan \theta_3$ or $r = -\xi'/\xi \cot \theta_3$. We generally expect that technirhos are lighter than the coloron, so only the latter solution is relevant. This relation is difficult to satisfy unless W is small. As an example, for $W = 0$, $r = (1/4)^2$, and $\tan \theta_3 = 0.295$, we have $\mathcal{N} = 0$. Similar remarks hold in the case of the flavor–universal coloron, where the simplified propagator has the form

$$\mathcal{D}_{qt} = \frac{1}{s} + \frac{\cot^2 \theta_3}{s - \mathcal{M}_{V_8}^2} + \frac{1}{\text{Det} \mathcal{D}_0^{-1}} \left[s(s - \mathcal{M}_{V_8}^2) \xi^2 + 2s^2 \xi \xi' \cot \theta_3 + \frac{s^3 \xi'^2 \cot^2 \theta_3}{s - \mathcal{M}_{V_8}^2} \right]. \quad (66)$$

In particular, the same condition, $r = -\xi'/\xi \cot \theta_3$, makes the numerator factor corresponding to \mathcal{N} vanish.

While this one–technirho example illustrates the propagator structure, the full TC2 model’s additional ρ_{T8} ’s and their mixing can lead to substantially more complicated spectra. In addition, the ρ_{22} can have significant $g\pi_T^{0'}$ and $g\pi_{T8}$ decay rates that decrease the cross section on resonance. The resultant phenomenology can be quite rich. Here, we focus on a several benchmark models that demonstrate some interesting features. For further background, we note that CDF placed limits on the additional cross section from *narrow* resonances ($\Gamma/M < 0.1$) in the $\mathcal{M}_{\bar{b}b}$ [19] and $\mathcal{M}_{\bar{t}t}$ [40] distributions. For invariant masses less than about 550 GeV, $\mathcal{M}_{\bar{b}b}$ is more sensitive,

while $\mathcal{M}_{\bar{t}t}$ is more sensitive above. Neither of these Run I limits excludes a single, isolated technirho in either the $\bar{b}b$ or $\bar{t}t$ channels. It is not a trivial matter to apply these limits to the cases when several technirhos have comparable mass or when the coloron is relevant.

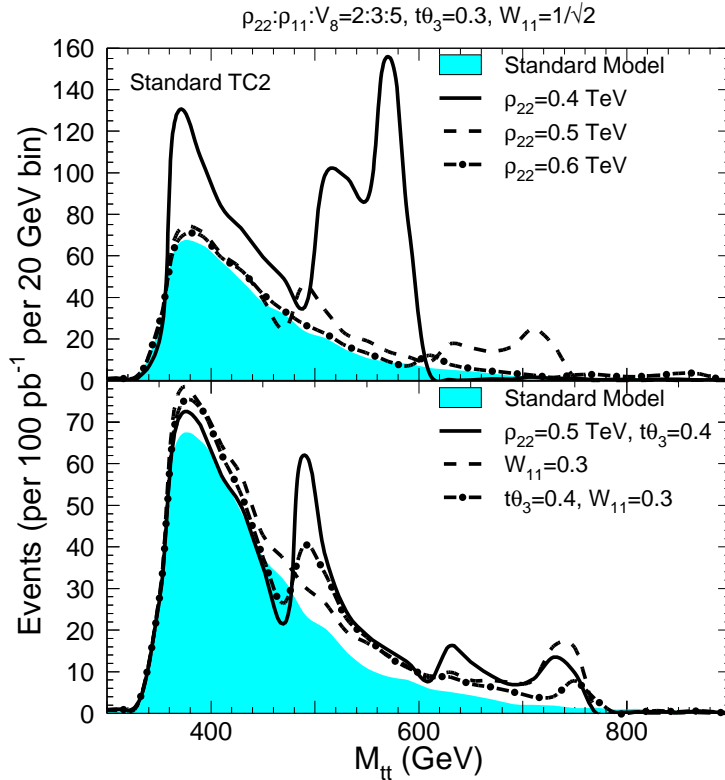


Figure 1: Invariant mass distributions of top quark pairs $\mathcal{M}_{\bar{t}t}$ compared to the standard model distribution for several choices of parameters in standard TC2.

Benchmark I: Standard TC2— $\mathcal{M}_{\bar{t}t}$ with various $M_{\rho_{TS}}$

This benchmark studies effects from Standard TC2 on the invariant mass distribution of $\bar{t}t$ pairs produced at the Tevatron in Run I ($\sqrt{s} = 1.8$ TeV and $\int \mathcal{L} dt = 100 \text{ pb}^{-1}$). The curves were generated using PYTHIA, but only at the parton level, and with no efficiency or resolution effects. The masses of the ρ_{22} , ρ_{11} and V_8 were fixed in the ratio 2:3:5, with the ρ_{12} and ρ_{21} degenerate in

mass at the average of $M_{\rho_{11}}$ and $M_{\rho_{22}}$.¹³ We set the mass $M_{\pi_{T8}} = 300$ GeV. Initially, we choose $\tan\theta_3 = 0.3$ and $W = 1/\sqrt{2}$; all other parameters are given by their default values in Table 3. For normalization, the standard model distribution is shown as the filled histogram in Fig. 1. As $M_{\rho_{22}}$ (and hence all other masses from the fixed ratio) is increased from 0.4 TeV (solid line, upper panel) to 0.5 TeV (dashes) to 0.6 TeV (dash-dot), narrow peaks occur with roughly the same relative enhancement over the standard model distribution: the value of $\mathcal{N} = -3.33$ is the same at $\sqrt{s} = M_{\rho_{22}}$ in each case. The absolute size of the peaks decreases with increased mass because of the decreased partonic luminosity. We also studied the dependence of these results on W and $\tan\theta_3$ for a fixed value of $\rho_{22} = 0.5$ TeV (lower panel). First $\tan\theta_3$ is increased (solid) with all other parameters at the baseline value, second W is decreased (dashes) with all other parameters at the baseline value, and third both $\tan\theta_3$ and W are varied simultaneously (dash-dot) with all other parameters fixed. In these last three cases, the value of \mathcal{N} at $\sqrt{s} = M_{\rho_{22}}$ varies from -4.55 to -0.80 to -3.16 , which is reflected in the relative height of the peaks. The latter should be compared to the baseline value of $\mathcal{N} = -3.33$. Note that none of the individual resonances is excludable with Run I data; a full shape analysis may be sensitive to the first set of parameters (upper panel, solid line). A promising model-line for study by the experiments is to vary $M_{\rho_{22}}$ with the mass ratio fixed and for specific values of W and $\tan\theta_3$. It would also be interesting to vary the parameter M'_8 , which induces hard mixing between the ρ_{T8} 's in Eq. (46). As apparent from the plots, the technirho pole masses are shifted from the value of the input mass parameter because of the off-diagonal terms there.

One can also consider the $\bar{b}b$ final state to complement the $\bar{t}t$ distributions. While there are several sources of $\bar{b}b$ production, the largest effect is expected to occur in the direct production mechanism. This can be isolated by requiring two, high- p_T , b -tagged jets that are balanced azimuthally ($\Delta\phi \sim \pi$). While such a search would give sensitivity to ρ_{T8} states below the $\bar{t}t$ threshold, it would not greatly improve the search for higher mass states.

Benchmark II: Flavor-Universal TC2— $\mathcal{M}_{\bar{t}t}$ with various $M_{\rho_{T8}}$

This benchmark studies the impact of flavor-universal TC2. The parameter choices are identical to the case of Benchmark I for standard TC2,

¹³This pattern of technirho masses is assumed throughout the rest of this analysis, and is motivated by a valence technifermion approximation.

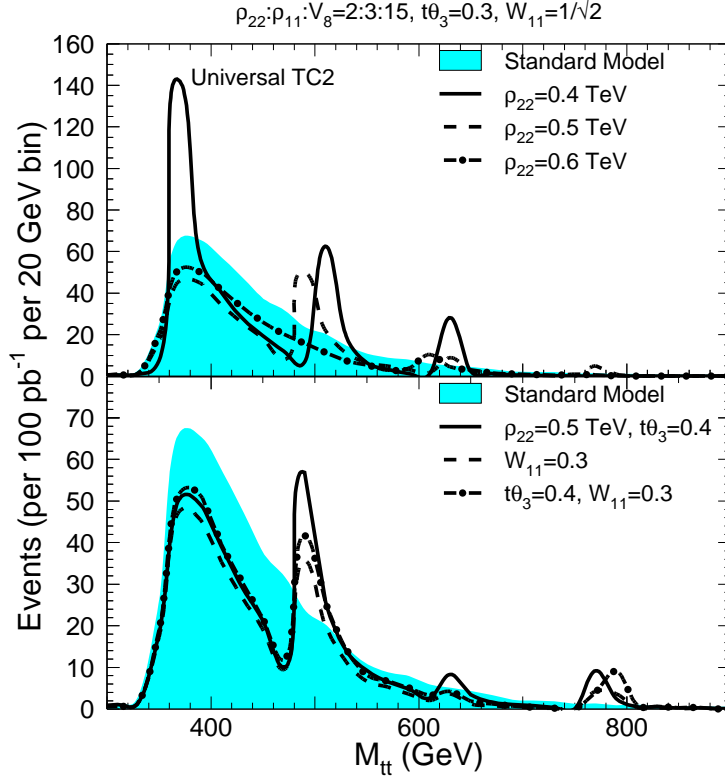


Figure 2: Invariant mass distributions of top quark pairs $\mathcal{M}_{t\bar{t}}$ compared to the standard model distribution for several parameter choices in flavor-universal TC2.

except that the masses of the ρ_{22} , ρ_{11} and V_8 fixed in the ratio 2:3:15, because of the coloron's stronger coupling in these models. The results are displayed in Fig. 2. The $\mathcal{M}_{t\bar{t}}$ distribution is distorted both by the presence of narrow ρ_{T8} 's and the destructive interference between the gluon and coloron—even though the flavor-universal coloron has a mass of 3–4.5 TeV! As in the first benchmark, none of the individual technirho resonances can be excluded with Run I data. The case $M_{\rho_{22}} = 0.4$ TeV corresponds to the $M_{V_8} \tan \theta_3 = 0.84$ TeV limit set from the $D\bar{O}$ dijet data by Bertram and

Simmons [31] without including the ρ_{T8} 's.

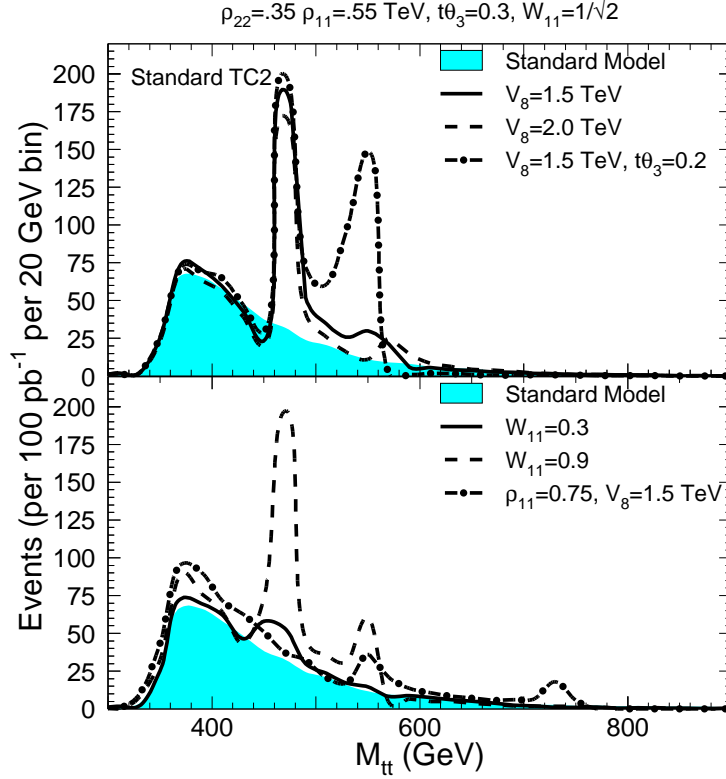


Figure 3: Similar to Fig. 1, but showing the variation with coloron mass.

Benchmark III: Standard TC2— $\mathcal{M}_{\bar{t}t}$ with various M_{V_8}

This benchmark demonstrates the variation with the coloron mass in standard TC2. The technirhos are fixed at the mass values of $M_{\rho_{22}} = .35$ TeV, $M_{\rho_{11}} = .55$ TeV, and $M_{\rho_{12,21}} = .45$ TeV. This is specifically chosen so that the ρ_{22} is below the $\bar{t}t$ threshold; the resultant peak in $\mathcal{M}_{\bar{b}b}$ (not shown here) is consistent with the Run I limits discussed earlier [19]. The results are shown in Fig. 3. For these choices of parameters, narrow resonances appear near $M_{\rho_{11}}$ and $M_{\rho_{21}}$. The appearance of two significant peaks for a lower value of $\tan\theta_3 = 0.2$ (upper panel, dash-dot) may be excludable by a multi-

resonance analysis, but is presently allowed by the Run I data. A promising model–line for this benchmark is to vary the technirho mixing through W and $\tan\theta_3$ with all other masses fixed. For extreme values of the coloron mass, this will become similar to Benchmarks V and VI described later.

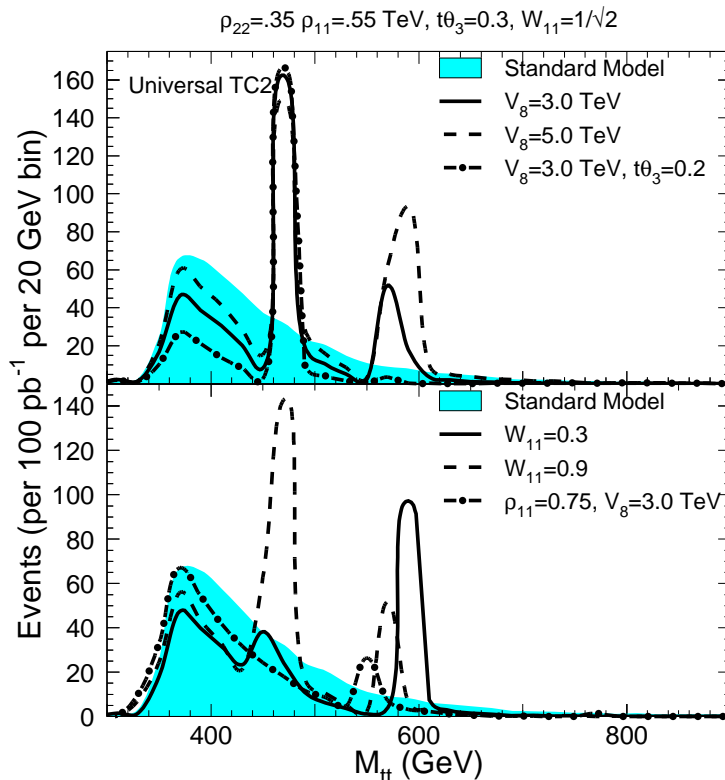


Figure 4: Similar to Fig. 2, but showing the variation with coloron mass.

Benchmark IV: Flavor–Universal TC2— $\mathcal{M}_{t\bar{t}}$ with various M_{V_8}

The parameter choices here are similar to that of Benchmark III for standard TC2, except that the colorons are heavier. The results are shown in Fig. 4. As in Benchmark III, there are narrow resonances, but destructive rather than constructive gluon–coloron interference. The standard model invariant mass distribution is greatly distorted, except for the case of a heavier

ρ_{11} (lower panel, dash-dot). The coloron mass $M_{V_8} = 3 \text{ TeV}$ in this case is consistent with the limit obtained by Bertram and Simmons.

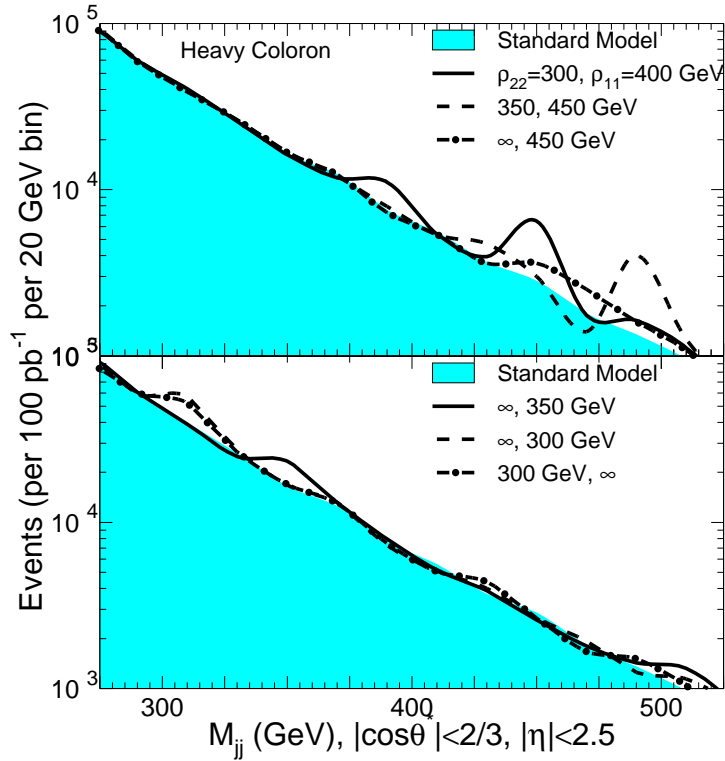


Figure 5: Dijet Invariant mass distributions compared to the standard model distribution for flavor universal TC2 with a heavy coloron, but light technirhos.

Benchmark V—Universal TC2 jets with large M_{V_8}

Our last two benchmarks illustrate the effect of flavor-universal TC2 on light-parton dijet mass distributions. For the first, the coloron is taken heavy, and we focus on the lighter technirho resonances. This corresponds to the CDF search in Run I for a single (pre-TC2) color octet technirho [18]. Dijets in this study were required to have $|\cos\theta| < 2/3$ and $|\eta| < 2.5$ for the cms

scattering angle and rapidity. The search excluded a ρ_{T8} resonance in the mass range of 260 – 480 GeV. The standard model prediction is shown in Fig. 5 by the solid histogram. The first two curves are for technirho masses of $M_{\rho_{22,11}} = 300, 400$ GeV (solid) and $M_{\rho_{22,11}} = 350, 450$ GeV (dashes). As before, $M_{\rho_{12,21}}$ is taken as the average of these. Significant features appear in the invariant mass distribution, but shifted from the input $M_{\rho_{ij}}$ because of mixing effects in the 6×6 propagator matrix. The 300 GeV ρ_{22} sits on too much background to be visible, i.e., in this model it could not be excluded by the CDF search in Run I. The last four curves treat the case of only one light technirho and, as expected, they exhibit resonant structure quite near the input mass. A promising model–line is to start with nearly equal values for $M_{\rho_{22}}$ and $M_{\rho_{11}}$, and slowly increase $M_{\rho_{11}}$ until the single technirho limit is reached. Also, the sensitivity to mass splitting and the mixing parameter M'_8 should be considered.

Benchmark VI—Universal TC2 jets with moderate M_{V_8}

The last benchmark studies the effect of a coloron from flavor–universal TC2 on the dijet invariant mass distributions. In Run I, CDF [18] and DØ [43] excluded a flavor–universal coloron with masses less than 759 – 980 GeV, depending on $\tan \theta_3$. We have chosen $M_{\rho_{11,22}} = 450, 550$ GeV, but they have little effect on the distribution. The main parameters are the coloron mass and coupling. For $M_{V_8} = 1.5$ TeV and $\tan \theta_3 = 0.3$ (upper panel, solid), there is a significant enhancement over the standard model distribution. However, for $M_{V_8} = 2$ TeV (dashes) and 2.5 TeV (dash–dot), there is little distortion. Note that, for ordinary dijet production, the effect of a flavor universal coloron below resonance is to increase the cross section (see also [42]). This is because of the dominance of \hat{t} channel coloron exchange in the QCD subprocesses, which cannot interfere destructively.

We have presented numerical results for Tevatron Run I to indicate, crudely, the range of TC2 parameters allowed by the data. Much more systematic studies need to be carried out for the parameter ranges allowed by existing data and the reach anticipated for future data. These studies should include detector effects, efficiencies, etc. The expected improvement from Tevatron Run II will be statistical, resulting from the increased beam luminosity and partonic luminosity at larger x . Since the standard model $\hat{t}\hat{t}$ cross section increases similarly, the relative importance of colorons or technirhos is basically unchanged. To make one more contact with Run I studies, we show in Fig. 7 the expected contribution of a single, narrow technirho to

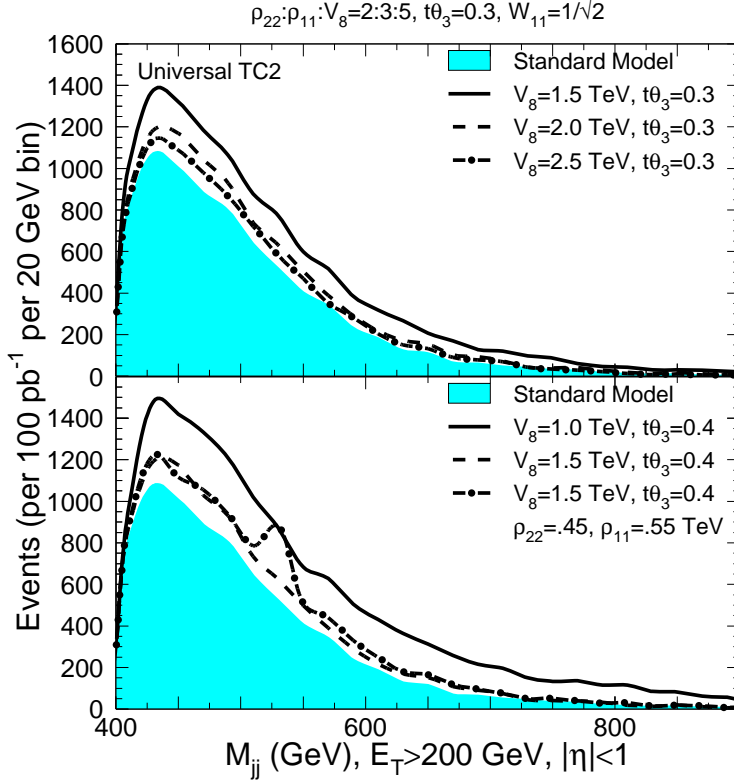


Figure 6: Similar to Fig. 5, except considering light colorons.

the $\bar{t}t$ distribution (simulated by making the other technihadrons and coloron very heavy). This case is unrepresentative of any TC2 model.

Finally, in our examples, we focussed on TC2 effects on standard model final states. The decays $\rho_{T8} \rightarrow g\pi_T^{0'}$ and $g\pi_{T8}$ were included when calculating the ρ_{T8} width, but the direct production of ρ_{T8} followed by the subsequent decay π_T was not. A direct search for $\rho_{T8} \rightarrow g\pi_T^{0'} \rightarrow g\bar{b}b$ would be challenging. The default decay of π_{T8} , motivated by certain TC2 models, is to two gluons. This is probably impossible to isolate above backgrounds. Nevertheless, a search for $\pi_{T8} \rightarrow \bar{b}b$ (or even $\bar{t}t$) would be worthwhile.

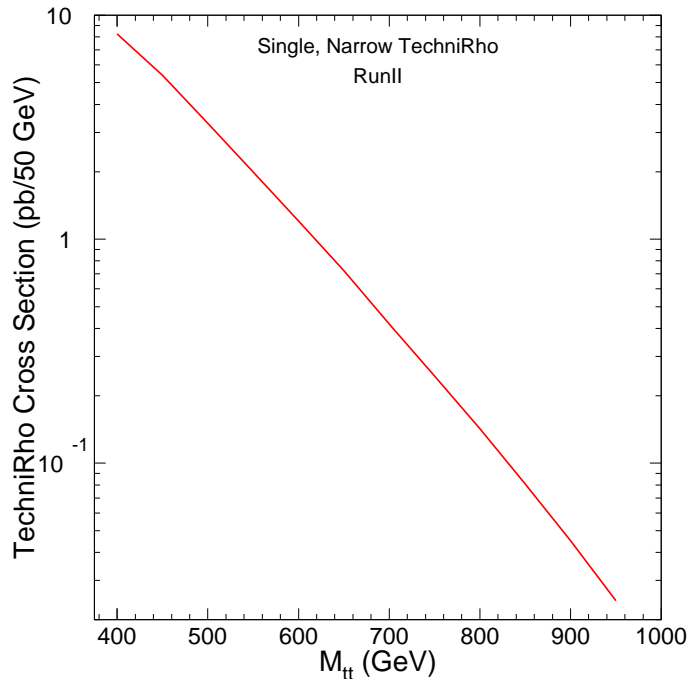


Figure 7: The additional cross section (in pb) from a narrow technirho resonance in a 50 GeV bin of the $t\bar{t}$ distribution for the Tevatron Run II.

8. Discussion and Conclusions

In this paper, we improved and extended the technicolor straw man model for testing low-scale technicolor, i.e., the notion that dynamical electroweak symmetry breaking requires a large number of electroweak doublets of technifermion and, therefore, that the technicolor energy scale may be only a few hundred GeV. The improvements were made to the color-singlet sector of the TCSM, and are largely applicable to e^+e^- colliders operating below the narrow ρ_T and ω_T resonances expected at several hundred GeV. The principal signals here are π_T production—either in association with a γ , W^\pm , or Z^0 , or in pairs—or a narrow $\ell^+\ell^-$ resonance.

We extended the TCSM by including a color–nonsinglet sector. This is based on models of topcolor–assisted technicolor in which topcolor is broken by technifermion condensates. This approach, summarized in Section 1, is still the only fully–described dynamical scheme for generating the top quark’s mass. It, too, requires low–scale technicolor. Although the naturalness of TC2—the requirement that topcolor gauge boson masses, M_{V_8} and $M_{Z'}$, not be much larger than 1 TeV—is challenged by B –meson mixing measurements, there is enough room to evade those constraints that other, independent tests of TC2 are needed. Hadron collider experiments are particularly incisive. There, production of ordinary jet and $\bar{t}t$ and $\bar{b}b$ pairs may reveal color octet ρ_{T8} and V_8 resonances, the latter for subprocess energies well below M_{V_8} . We considered both variants of TC2, the standard version proposed by Hill in which the coloron couples strongly only to top and bottom quarks, and the flavor–universal TC2 advanced by Simmons and her collaborators. For a large and probable range of TCSM parameter space, the effects of these two variants on $\bar{t}t$ production are striking, and strikingly different.

All of the color–singlet and nonsinglet processes discussed in this paper are now included in the event generator PYTHIA. This should provide many happy hours of detailed studies by experimental collaborations at the Tevatron and the LHC, as well as refined reanalysis of data from LEP and opportunities for those yearning for studies of nonsupersymmetric physics in the TeV region of a linear e^+e^- collider. An application to LEP physics was presented in Ref. [3]. To illuminate our discussion for hadron colliders, we considered several benchmark parameter sets and studied their effect on observables for Tevatron Run I conditions. Our parton–level studies with PYTHIA are qualitative. A quantitative discussion of jet or heavy quark observables requires detailed simulations, including features of real detectors and running conditions. We are encouraged that, where a comparison is possible, our numerical results are in reasonably good agreement with published Run I limits on colorons and technirhos.

Top quark pair production at the Tevatron is an ideal probe for topcolor, TC2 and other new dynamics associated with producing m_t , since the final state is distinctive and it is produced through strong interactions dominated by valence quark annihilation. There is great sensitivity to the coloron even far below resonance. Furthermore, signals for the technirhos, which are expected to be lighter than the coloron, are sensitive to the coloron mass through mixing effects. For standard TC2, the coloron interferes

constructively with the gluon in s -channel processes, and enhances the production cross section, fairly independently of the $SU(3)$ mixing parameter, $\tan\theta_3$. Without including relatively light ρ_{T8} , the Run I lower bound on the standard TC2 coloron mass is $M_{V_8} > 1\text{--}2$ TeV. On the other hand, there is a significant reduction of the cross section for flavor-universal TC2. This effect is further enhanced by the direct appearance of $\tan\theta_3$ in the effective couplings between light and heavy quarks. The Run I coloron bound is $M_{V_8} > 3\text{--}4$ TeV, depending on $\tan\theta_3$. Since ρ_{T8} are expected to be lighter than the coloron, their appearance as narrow peaks in heavy or light quark pair production places more stringent bounds on the coloron mass in either model.

Acknowledgements

The model described here will be available in PYTHIA v6.211.

We are grateful for inspiration, advice, and encouragement from Guenadi Borissov, Sekhar Chivukula, Estia Eichten, Robert Harris, Chris Hill, Andrei Kounine, Meenakshi Narain, Stephen Parke, Francois Richard, Markus Schumacher, Elizabeth Simmons, John Womersley and other members of the “Strong Dynamics for Run II Workshop” at Fermilab. KL’s research was supported in part by the Fermilab Theory Group Frontier Fellowship program and by the Department of Energy under Grant No. DE-FG02-91ER40676. FNAL is operated by Universities Research Association Inc., under contract DE-AC02-76CH03000.

Appendix A: Default Values for Parameters

The suggested default values of the parameters used in this note are listed in Table 3.

Parameter	Default Value	Parameter	Default Value
N_{TC}	4	$\alpha_{\rho_T}(N_{TC}/3)$	2.91
$\sin \chi$	$\frac{1}{3}$	$\sin \chi'$	$1/\sqrt{6}$
Q_U	$\frac{4}{3}$	$Q_D = Q_U - 1$	$\frac{1}{3}$
$C_{1\tau,c,b}$	1	C_{1t}	m_b/m_t
C_{1g}^2	$\frac{4}{3}$	$ \epsilon_{\rho\omega} $	0.05
$F_T = F_\pi \sin \chi$	82 GeV	$M_{V,A}$	200 GeV
$M_{\rho_T^\pm, \omega_T, \rho_T^0}$	210 GeV	$M_{\pi_T^\pm, \pi_T^0, \pi_T^{\prime 0}}$	110 GeV
$\sin \chi''$	$1/\sqrt{2}$	$\tan \theta_3$	$\sqrt{0.08}$
$C_{8s,c,b,t}$	0	C_{8g}^2	$\frac{5}{3}$
$M_{\pi_{T8}}$	250 GeV	M_{V_8}	500 GeV
$M_{\rho_{11}}$	400 GeV	$M_{\rho_{22}}$	300 GeV
$M_{\rho_{12,12'}}$	350 GeV	M_8, M_8'	250 GeV
$W_{L11}^{U,D}$	$1/\sqrt{2}$	$\phi_{U,D}$	0

Table 3: Default values for parameters in the Technicolor Straw Man Model. As in Refs. [1, 15], the technipion decay constant is $F_T = F_\pi \sin \chi$ with a default value of 82 GeV, and the $\rho_T \rightarrow \pi_T \pi_T$ coupling is $\alpha_{\rho_T} = 2.91(3/N_{TC})$. The default model is standard TC2 [13]. We have set $W_R^{U,D} = 1$ and used Eq. (5) for the matrix elements $W_{Lij}^{U,D}$.

References

- [1] K. Lane, Phys. Rev. **D60**, 075007 (1999) [[hep-ph/9903369](#)].
- [2] L. Randall and E. H. Simmons, Nucl. Phys. **B380**, 3 (1992);
G. Rupak and E. H. Simmons, Phys. Lett. **B362**, 155 (1995) [[hep-ph/9507438](#)];
K. R. Lynch and E. H. Simmons, Phys. Rev. **D64**, 035008 (2001) [[hep-ph/0012256](#)].
- [3] K. Lane, *et al.*, Phys. Rev. **D66**, 015001 (2002) [[hep-ph/0203065](#)].
- [4] S. Mrenna, Phys. Lett. B **461**, 352 (1999) [[hep-ph/9907201](#)].
- [5] The L3 Collaboration, L3 Physics Note 2428.
- [6] J. Abdallah, *et al.*, The DELPHI Collaboration, Eur. Phys. J. **C22**, 17 (2001) [[hep-ex/0110056](#)].
- [7] The OPAL Collaboration, *Searches for Technicolor with the OPAL Detector in e^+e^- Collisions at the Highest LEP Energies*, (2001), OPAL Physics Note PN485.
- [8] T. Sjöstrand, *et al.*, Comput. Phys. Commun. **135**, 238, (2001) [[hep-ph/0010017](#)];
T. Sjöstrand, L. Lonnblad, and S. Mrenna, (2001) [[hep-ph/0108264](#)].
- [9] S. Weinberg, Phys. Rev. **D19**, 1277 (1979);
L. Susskind, Phys. Rev. **D20**, 2619 (1979).
- [10] E. Eichten and K. Lane, Phys. Lett. **B90**, 125 (1980).
- [11] B. Holdom, Phys. Rev. **D24**, 1441 (1981);
Phys. Lett. **150B**, 301 (1985);
T. Appelquist, D. Karabali and L. C. R. Wijewardhana, Phys. Rev. Lett. **57**, 957 (1986);
T. Appelquist and L. C. R. Wijewardhana, Phys. Rev. **D36**, 568 (1987);
K. Yamawaki, M. Bando and K. Matumoto, Phys. Rev. Lett. **56**, 1335 (1986);
T. Akiba and T. Yanagida, Phys. Lett. **169B**, 432 (1986).

- [12] C. T. Hill, Phys. Lett. **266B**, 419 (1991);
 S. P. Martin, Phys. Rev. **D45**, 4283 (1992);
ibid **D46**, 2197 (1992); Nucl. Phys. **B398**, 359 (1993);
 M. Lindner and D. Ross, Nucl. Phys. **B370**, 30 (1992);
 R. Bönisch, Phys. Lett. **268B**, 394 (1991);
 C. T. Hill, D. Kennedy, T. Onogi, H. L. Yu, Phys. Rev. **D47**, 2940
 (1993).
- [13] C. T. Hill, Phys. Lett. **345B**, 483 (1995) [[hep-ph/941142](#)].
- [14] K. Lane and E. Eichten, Phys. Lett. **B222**, 274 (1989).
- [15] E. Eichten and K. Lane, Phys. Lett. **B388**, 803 (1996)
[\[hep-ph/9607213\]](#);
 E. Eichten, K. Lane and J. Womersley, Phys. Lett. **B405**, 305 (1997)
[\[hep-ph/9704455\]](#);
 E. Eichten, K. Lane and J. Womersley, Phys. Rev. Lett. **80**, 5489 (1998)
[\[hep-ph/9802368\]](#).
- [16] T. Affolder, *et al.*, The CDF Collaboration, Phys. Rev. Lett. **84**, 1110
 (2000).
- [17] F. Abe, *et al.*, The CDF Collaboration, Phys. Rev. Lett. **83**, 3124 (1999)
[\[hep-ex/9810031\]](#).
- [18] F. Abe, *et al.*, The CDF Collaboration, Phys. Rev. **D55**, 5263 (1997)
[\[hep-ex/9702004\]](#).
- [19] F. Abe *et al.*, The CDF Collaboration, Phys. Rev. Lett. **82**, 2038 (1999)
[\[hep-ex/9809022\]](#).
- [20] F. Abe, *et al.*, The CDF Collaboration, Phys. Rev. Lett. **82**, 3206 (1999).
- [21] Atlas Physics Technical Design Report, Chapter 21 (1999), available at
<http://atlasinfo.cern.ch/Atlas/GROUPS/PHYSICS/TDR/access.html>.
- [22] K. Lane, *Technicolor Production and Decay Rates in the Technicolor Straw Man Model*, [[hep-ph/9903372](#)], Boston University Preprint BUHEP-99-5, March 1999. Note that the present paper supersedes the production, but not the decay, rates compiled in this paper.

- [23] K. Lane, Phys. Rev. **D54**, 2204 (1996) [[hep-ph/9602221](#)];
K. Lane, Phys. Lett. **B433**, 96 (1998) [[hep-ph/9805254](#)].
- [24] E. Eichten, I. Hinchliffe, K. Lane and C. Quigg, Rev. Mod. Phys **56**,
579 (1984); Phys. Rev. **DD34**, 1547 (1986).
- [25] K. Lane and M. V. Ramana, Phys. Rev. **D44**, 2678 (1991).
- [26] R. S. Chivukula and J. Terning, Phys. Lett. **B385**, 209 (1996)
[[hep-ph/9606233](#)].
- [27] T. Rador, Phys. Rev. **D59**, 095012 (1999) [[hep-ph/9810252](#)].
- [28] R. S. Chivukula, A. G. Cohen and E. H. Simmons, Phys. Lett. **B380**,
92 (1996) [[hep-ph/9603311](#)];
M. Popovic and E. H. Simmons, Phys. Rev. **D58**, 095007 (1998)
[[hep-ph/9806287](#)].
- [29] G. Burdman, K. Lane, and T. Rador, Phys. Lett. **B514**, 41 (2001)
[[hep-ph/0012073](#)].
- [30] E. H. Simmons, Phys. Lett. **526**, 365 (2002) [[hep-ph/0111032](#)].
- [31] I. Bertram and E. H. Simmons, Phys. Lett. **B443**, 347 (1998)
[[hep-ph/9809472](#)].
- [32] K. Lane, T. Rador and E. Eichten, Phys. Rev. **D62**, 015005 (2000)
[[hep-ph/0001056](#)];
K. Lane, *Strong and Weak CP Violation in Technicolor*, Invited talk
at the Eighth International Symposium on Particles, Strings and
Cosmology—PASCOS 2001, University of North Carolina, Chapel Hill,
NC, April 10–15, 2001 [[hep-ph/0106328](#)].
- [33] R. S. Chivukula, B. Dobrescu and J. Terning, Phys. Lett. **B353**, 289
(1995) [[hep-ph/9503203](#)].
- [34] K. Lane and E. Eichten, Phys. Lett. **B352**, 382 (1995)
[[hep-ph/9503433](#)].
- [35] E. Eichten and K. Lane, Phys. Lett. **B327**, 129 (1994)
[[hep-ph/9401236](#)].

- [36] A. Zerwekh and R. Rosenfeld, Phys. Lett. **B503**, 325 (2001) [[hep-ph/0103159](#)].
- [37] R. S. Chivukula, A. Grant and E. H. Simmons, Phys. Lett. **B521**, 239 (2001) [[hep-ph/0109029](#)].
- [38] C. T. Hill and S. Parke, Phys. Rev. **D49**, 4454 (1994) [[hep-ph/9312324](#)].
- [39] K. D. Lane, Phys. Rev. **D52**, 1546 (1995) [[hep-ph/9501260](#)].
- [40] T. Affolder *et al.*, The CDF Collaboration, Phys. Rev. Lett. 85, 2062 (2000) [[hep-ex/0003005](#)].
- [41] B. Abbott *et al.*, The DØ Collaboration, Phys. Rev. **D58**, 052001 (1998) [[hep-ex/9801025](#)].
- [42] E. H. Simmons, Phys. Rev. D **55**, 1678 (1997) [[hep-ph/9608269](#)].
- [43] B. Abbott *et al.*, The DØ Collaboration, [[hep-ex/9809009](#)].