

Hierarchical Neutrino Masses and Large Mixing Angles from the Fritzsch Texture of Lepton Mass Matrices

Zhi-zhong Xing *

*CCAST (World Laboratory), P.O. Box 8730, Beijing 100080, China
 and Institute of High Energy Physics, Chinese Academy of Sciences,
 P.O. Box 918 (4), Beijing 100039, China* [†]

Abstract

We show that the Fritzsch texture of lepton mass matrices can naturally lead to the bi-large flavor mixing pattern, if three neutrinos have a normal but weak mass hierarchy (typically, $m_1 : m_2 : m_3 \sim 1 : 3 : 10$). The effective mass of the tritium beta decay and that of the neutrinoless double beta decay are too small to be observable in this ansatz, but CP violation at the percent level is allowed and could be measured in long-baseline neutrino oscillations.

*Electronic address: xingzz@mail.ihep.ac.cn

[†]Mailing address

1 The solar and atmospheric neutrino anomalies established recently in SNO [1] and Super-Kamiokande [2] experiments are most likely due to neutrino oscillations, a quantum phenomenon which can naturally happen if neutrinos are massive and lepton flavors are mixed. In the framework of three-neutrino oscillations, the mixing angles associated with both solar and atmospheric neutrino conversions are found to be surprisingly large ($\theta_{\text{sun}} \sim 30^\circ$ [3] and $\theta_{\text{atm}} > 37^\circ$ [4]). To understand the smallness of neutrino masses and the largeness of flavor mixing angles, many phenomenological ansätze of lepton mass matrices have been proposed [5]. An interesting category of the ansätze take account of *texture zeros* of charged lepton and neutrino mass matrices in a given flavor basis, from which some nontrivial relations between flavor mixing angles and lepton mass ratios can be derived.

The present paper follows a similar idea to study the Fritzsch texture of lepton mass matrices and its consequences on neutrino masses, flavor mixing and CP violation. In the quark sector, the Fritzsch ansatz [6] is partly successful to interpret the strong hierarchy of quark masses and that of flavor mixing angles. A number of authors have applied the same ansatz to the lepton sector [7], in order to calculate the angles of lepton flavor mixing in terms of the masses of charged leptons and neutrinos. In most of those works, however, the unknown spectrum of neutrino masses was assumed to be strongly hierarchical, leading consequently to a small mixing angle for the solar neutrino oscillation.

Can the Fritzsch texture of lepton mass matrices be incorporated with the bi-large flavor mixing pattern, which is remarkably favored by current data of solar and atmospheric neutrino oscillations? The answer may certainly be affirmative, if one gives up the assumption that neutrino masses perform a strong hierarchy as charged lepton masses. Nevertheless, this interesting possibility has not been carefully examined in the literature.

We carry out a careful analysis of the Fritzsch texture of lepton mass matrices, and find that it is able to predict the bi-large flavor mixing pattern if three neutrinos have a normal but weak mass hierarchy (typically, $m_1 : m_2 : m_3 \sim 1 : 3 : 10$). The absolute values of three neutrino masses can then be determined from the experimental data of atmospheric and solar neutrino oscillations. Both the effective mass of the tritium beta decay and that of the neutrinoless double beta decay are too small to be observable in this ansatz, but CP violation at the percent level is allowed and could be measured in the upcoming long-baseline neutrino oscillation experiments.

2 Let us consider a simplest extension of the standard electroweak model [8], in which the effective mass term of charged leptons (M_l) and Majorana neutrinos (M_ν) can be written as

$$-\mathcal{L}_{\text{mass}} = \overline{(e, \mu, \tau)}_{\text{L}} M_l \begin{pmatrix} e \\ \mu \\ \tau \end{pmatrix}_{\text{R}} + \frac{1}{2} \overline{(\nu_e, \nu_\mu, \nu_\tau)_{\text{L}}} M_\nu \begin{pmatrix} \nu_e^c \\ \nu_\mu^c \\ \nu_\tau^c \end{pmatrix}_{\text{R}} + \text{h.c.}, \quad (1)$$

where $\nu_\alpha^c \equiv C \bar{\nu}_\alpha^T$ (for $\alpha = e, \mu, \tau$) with C being the charge-conjugation operator. While M_ν must be symmetric, M_l is in general arbitrary. Without loss of generality, one may arrange M_l to be Hermitian through a suitable redefinition of the right-handed fields of charged leptons [9][‡]. The concrete structures of M_l and M_ν are unfortunately unknown. As pointed out in Ref. [12], an appropriate weak-basis transformation allows us to put M_l in the “nearest-neighbor” mixing form or the Fritzsch texture within the left-right symmetric

[‡]It is also plausible to take M_l to be symmetric in some extensions of the standard model. For instance, all fermion mass matrices are dictated to be symmetric in the SO(10) grand unified models [10, 11].

models, but M_ν cannot simultaneously have the same texture. It is therefore a phenomenological assumption that both M_l and M_ν are of the Fritzsch texture in a specific flavor basis:

$$\begin{aligned} M_l &= \begin{pmatrix} \mathbf{0} & C_l & \mathbf{0} \\ C_l^* & \mathbf{0} & B_l \\ \mathbf{0} & B_l^* & A_l \end{pmatrix}, \\ M_\nu &= \begin{pmatrix} \mathbf{0} & C_\nu & \mathbf{0} \\ C_\nu & \mathbf{0} & B_\nu \\ \mathbf{0} & B_\nu & A_\nu \end{pmatrix}. \end{aligned} \quad (2)$$

We remark that the texture zeros of M_l are just a special choice of the weak basis, but those of M_ν are nontrivial and may stem from some underlying flavor symmetries (see, e.g., Refs. [5, 6, 7] for detailed discussions). Taking account of the observed hierarchy of charged lepton masses, $m_\tau \gg m_\mu \gg m_e$, one naturally expects that $|A_l| \gg |B_l| \gg |C_l|$ holds in M_l . There is no unique limitation on the parameters of M_ν , on the other hand, because the mass spectrum of neutrinos has not been definitely determined from the present experimental data[§].

Without loss of generality, one may take A_l and A_ν to be real and positive. Then only the off-diagonal elements of M_l and M_ν are complex. It is possible to express M_l and M_ν as

$$M_l = P_l^\dagger \overline{M}_l P_l, \quad M_\nu = P_\nu^T \overline{M}_\nu P_\nu, \quad (3)$$

where

$$\overline{M}_{l,\nu} = \begin{pmatrix} \mathbf{0} & |C_{l,\nu}| & \mathbf{0} \\ |C_{l,\nu}| & \mathbf{0} & |B_{l,\nu}| \\ \mathbf{0} & |B_{l,\nu}| & A_{l,\nu} \end{pmatrix}, \quad (4)$$

and

$$\begin{aligned} P_l &= \begin{pmatrix} 1 & 0 & 0 \\ 0 & e^{i\varphi_l} & 0 \\ 0 & 0 & e^{i(\varphi_l + \phi_l)} \end{pmatrix}, \\ P_\nu &= \begin{pmatrix} e^{i(\varphi_\nu - \phi_\nu)} & 0 & 0 \\ 0 & e^{i\phi_\nu} & 0 \\ 0 & 0 & 1 \end{pmatrix} \end{aligned} \quad (5)$$

with $\phi_{l,\nu} \equiv \arg(B_{l,\nu})$ and $\varphi_{l,\nu} \equiv \arg(C_{l,\nu})$. The real symmetric matrices \overline{M}_l and \overline{M}_ν can be diagonalized by use of the following unitary transformations:

$$\begin{aligned} U_l^T \overline{M}_l U_l &= \begin{pmatrix} m_e & 0 & 0 \\ 0 & m_\mu & 0 \\ 0 & 0 & m_\tau \end{pmatrix}, \\ U_\nu^T \overline{M}_\nu U_\nu &= \begin{pmatrix} m_1 & 0 & 0 \\ 0 & m_2 & 0 \\ 0 & 0 & m_3 \end{pmatrix}, \end{aligned} \quad (6)$$

[§]The mass-squared differences extracted from solar and atmospheric neutrino oscillation data hint at three possible patterns of the neutrino mass spectrum: (a) normal hierarchy: $m_1, m_2 \ll m_3$; (b) inverted hierarchy: $m_1 \approx m_2 \gg m_3$; (c) approximate degeneracy: $m_1 \approx m_2 \approx m_3$.

where (m_e, m_μ, m_τ) and (m_1, m_2, m_3) are the physical masses of charged leptons and neutrinos, respectively. The matrix elements of U_l and U_ν depend on four mass ratios:

$$\begin{aligned} x_l &\equiv \frac{m_e}{m_\mu}, & x_\nu &\equiv \frac{m_1}{m_2}; \\ y_l &\equiv \frac{m_\mu}{m_\tau}, & y_\nu &\equiv \frac{m_2}{m_3}. \end{aligned} \quad (7)$$

As the values of m_e , m_μ and m_τ have been determined to a good degree of accuracy [13], we obtain $x_l \approx 0.00484$ and $y_l \approx 0.0594$. The analytically exact results for nine elements of U_l or U_ν are found to be

$$\begin{aligned} U_{11} &= + \left[\frac{1-y}{(1+x)(1-xy)(1-y+xy)} \right]^{1/2}, \\ U_{12} &= -i \left[\frac{x(1+xy)}{(1+x)(1+y)(1-y+xy)} \right]^{1/2}, \\ U_{13} &= + \left[\frac{xy^3(1-x)}{(1-xy)(1+y)(1-y+xy)} \right]^{1/2}, \\ U_{21} &= + \left[\frac{x(1-y)}{(1+x)(1-xy)} \right]^{1/2}, \\ U_{22} &= +i \left[\frac{1+xy}{(1+x)(1+y)} \right]^{1/2}, \\ U_{23} &= + \left[\frac{y(1-x)}{(1-xy)(1+y)} \right]^{1/2}, \\ U_{31} &= - \left[\frac{xy(1-x)(1+xy)}{(1+x)(1-xy)(1-y+xy)} \right]^{1/2}, \\ U_{32} &= -i \left[\frac{y(1-x)(1-y)}{(1+x)(1+y)(1-y+xy)} \right]^{1/2}, \\ U_{33} &= + \left[\frac{(1-y)(1+xy)}{(1-xy)(1+y)(1-y+xy)} \right]^{1/2}, \end{aligned} \quad (8)$$

where we have omitted the index “ l ” or “ ν ” for simplicity. Note that U_{i2} (for $i = 1, 2, 3$) are imaginary, and their nontrivial phases are due to the negative determinant of $\overline{M}_{l,\nu}$. Note also that two possibilities are allowed for the parameter space of x_ν and y_ν in Eq. (8) [¶]: (a) $0 < x_\nu < 1$ and $0 < y_\nu < 1$; (b) $x_\nu > 1$ and $y_\nu > 1$. Now that $x_\nu > 1$ is disfavored in respect of the large-mixing-angle MSW solution to the solar neutrino problem [3], we focus only on possibility (a) in the following (namely, $m_1 < m_2 < m_3$).

The lepton flavor mixing matrix V arises from the mismatch between the diagonalization of the charged lepton mass matrix M_l and that of the neutrino mass matrix M_ν . In view of Eqs. (3) – (6), we obtain $V = U_l^T (P_l P_\nu) U_\nu^*$, whose nine matrix elements read explicitly as

$$V_{pq} = U_{1p}^l U_{1q}^{\nu*} e^{i\alpha} + U_{2p}^l U_{2q}^{\nu*} e^{i\beta} + U_{3p}^l U_{3q}^{\nu*}, \quad (9)$$

[¶]The extreme cases such as $x_\nu = 0$ or 1 and (or) $y_\nu = 0$ or 1 are not taken into account, because they are incompatible with current experimental data on solar and atmospheric neutrino oscillations.

where the subscripts p and q run respectively over (e, μ, τ) and $(1, 2, 3)$, and two phase parameters α and β are defined as $\alpha \equiv (\varphi_\nu - \varphi_l) - (\phi_\nu + \phi_l)$ and $\beta \equiv (\phi_\nu - \phi_l)$. Note that an overall phase factor $e^{i(\varphi_l + \phi_l)}$ has been omitted from the right-hand side of Eq. (9), since it has no contribution to lepton flavor mixing and CP violation. It is obvious that V consists of six parameters: x_l , y_l , x_ν , y_ν , α and β . Among them, x_l and y_l are already known. The other four free parameters can be constrained by current experimental data on neutrino oscillations.

3 In the framework of three-neutrino oscillations, the solar and atmospheric neutrino anomalies are approximately decoupled: they are attributed, respectively, to $\nu_e \rightarrow \nu_\mu$ and $\nu_\mu \rightarrow \nu_\tau$ conversions. The corresponding neutrino mass-squared differences Δm_{sun}^2 and Δm_{atm}^2 are given by

$$\begin{aligned}\Delta m_{\text{sun}}^2 &\equiv m_2^2 - m_1^2 = m_2^2 (1 - x_\nu^2) , \\ \Delta m_{\text{atm}}^2 &\equiv m_3^2 - m_2^2 = m_3^2 (1 - y_\nu^2) .\end{aligned}\quad (10)$$

The analyses of current SNO [1] and Super-Kamiokande [2] data yield $\Delta m_{\text{sun}}^2 = (3.3 - 17) \times 10^{-5} \text{ eV}^2$ [3] and $\Delta m_{\text{atm}}^2 = (1.6 - 3.9) \times 10^{-3} \text{ eV}^2$ [4] at the 90% confidence level. Then the ratio

$$R_\nu \equiv \frac{\Delta m_{\text{sun}}^2}{\Delta m_{\text{atm}}^2} = y_\nu^2 \frac{1 - x_\nu^2}{1 - y_\nu^2} \quad (11)$$

lies in the range $(0.85 - 10) \times 10^{-2}$. On the other hand, the mixing factors of solar and atmospheric neutrino oscillations are related to the relevant matrix elements of V in the following way:

$$\begin{aligned}\sin^2 2\theta_{\text{sun}} &= 4|V_{e1}|^2|V_{e2}|^2 , \\ \sin^2 2\theta_{\text{atm}} &= 4|V_{\mu 3}|^2 (1 - |V_{\mu 3}|^2) .\end{aligned}\quad (12)$$

At the 90% confidence level, $\tan^2 \theta_{\text{sun}} = 0.30 - 0.58$ [3] and $\sin^2 2\theta_{\text{atm}} > 0.92$ [4] have been extracted from current data. Note that the magnitude of V_{e3} is well restricted by the CHOOZ reactor experiment on neutrino oscillations [14], whose mixing factor is given by

$$\sin^2 2\theta_{\text{chz}} \approx 4|V_{e3}|^2 (1 - |V_{e3}|^2) . \quad (13)$$

The present upper bound is $\sin^2 2\theta_{\text{chz}} < 0.2$ or $\theta_{\text{chz}} < 13^\circ$ [14], corresponding to the mass scale of atmospheric neutrino oscillations.

With the help of Eqs. (11) – (13), the four unknown parameters x_ν , y_ν , α and β in the Fritzsch texture of lepton mass matrices can be determined from current experimental constraints on R_ν , $\sin^2 2\theta_{\text{sun}}$, $\sin^2 2\theta_{\text{atm}}$ and $\sin^2 2\theta_{\text{chz}}$. A careful numerical analysis shows that the phase parameter β must be around 180° to assure $\sin^2 2\theta_{\text{atm}} > 0.92$. In comparison, the phase parameter α is not very restrictive. Hence we simply fix $\beta = 180^\circ$ in our calculations, and typically take $\alpha = (0^\circ, 90^\circ, 180^\circ)$ to illustrate the quantitative dependence of four observables on α . We present the allowed regions of (x_ν, y_ν) , $(\tan^2 \theta_{\text{sun}}, \sin^2 2\theta_{\text{atm}})$ and $(R_\nu, \sin^2 2\theta_{\text{chz}})$ in Figs. 1, 2 and 3, respectively. Some comments are in order.

(1) We demonstrate that the Fritzsch texture of lepton mass matrices is actually compatible with the present experimental data on solar and atmospheric neutrino oscillations. The allowed parameter space decreases with the change of α from 0° to 180° . Typically, we obtain $x_\nu \sim 1/3$ and $y_\nu \sim (1/4 - 1/3)$ or

$$m_1 : m_2 : m_3 \sim 1 : 3 : 10 . \quad (14)$$

This result indicates that three neutrino masses are weakly hierarchical. In contrast, three charged lepton masses ($m_e : m_\mu : m_\tau \approx 1 : 207 : 3478$ [13]) are strongly hierarchical.

(2) Given the numerical ranges of x_ν and y_ν , the absolute values of three neutrino masses can be calculated by use of Eq. (10) [15]:

$$\begin{aligned}
m_3 &= \frac{1}{\sqrt{1-y_\nu^2}} \sqrt{\Delta m_{\text{atm}}^2} , \\
m_2 &= \frac{y_\nu}{\sqrt{1-y_\nu^2}} \sqrt{\Delta m_{\text{atm}}^2} \\
&= \frac{1}{\sqrt{1-x_\nu^2}} \sqrt{\Delta m_{\text{sun}}^2} , \\
m_1 &= \frac{x_\nu}{\sqrt{1-x_\nu^2}} \sqrt{\Delta m_{\text{sun}}^2} .
\end{aligned} \tag{15}$$

In view of the smallness of x_ν and y_ν , we simplify Eq. (15) as $m_3 \approx \sqrt{\Delta m_{\text{atm}}^2}$, $m_2 \approx y_\nu \sqrt{\Delta m_{\text{atm}}^2} \approx \sqrt{\Delta m_{\text{sun}}^2}$, and $m_1 \approx x_\nu \sqrt{\Delta m_{\text{sun}}^2}$. It is then straightforward to arrive at $m_3 \approx (4.0 - 6.2) \times 10^{-2}$ eV, $m_2 \approx (0.57 - 1.3) \times 10^{-2}$ eV, and $m_1 \sim (1.9 - 4.3) \times 10^{-3}$ eV (for $x_\nu \sim 1/3$). More restrictive predictions for three neutrino masses will become available, once the parameters of solar and atmospheric neutrino oscillations are measured to a better degree of accuracy.

(3) Note that it is impossible to obtain $\sin^2 2\theta_{\text{atm}} = 1$ from the Fritzsch texture of lepton mass matrices. The reason is simply that $\theta_{\text{atm}} > 40^\circ$ requires $y_\nu > 1/3$, which leads in turn to $R_\nu > 0.1$ in this ansatz. In the leading-order approximation, we find

$$|V_{\mu 3}| \approx \frac{|\sqrt{y_\nu(1-x_\nu)} e^{i\beta} - \sqrt{y_l}|}{\sqrt{1+y_\nu}} \tag{16}$$

from Eqs. (8) – (9). It becomes clear that $\beta = 180^\circ$ is most favored to make the magnitude of $V_{\mu 3}$ sufficiently large, such that the requirement $\sin^2 2\theta_{\text{atm}} > 0.92$ can be satisfied.

(4) As x_ν is close to y_ν in the allowed parameter space, we have $R_\nu \approx y_\nu^2$ approximately. Hence $0.05 < R_\nu \leq 0.1$ is naturally anticipated. On the other hand, only small values of $\sin^2 2\theta_{\text{chz}}$ are allowed in the Fritzsch texture of lepton mass matrices. More precise data on R_ν and $\sin^2 2\theta_{\text{chz}}$ may therefore provide a stringent test of this phenomenological ansatz.

Let us proceed to calculate the effective mass of the tritium beta decay and that of the neutrinoless double beta decay:

$$\begin{aligned}
\langle m \rangle_e &\equiv \sum_{i=1}^3 (m_i |V_{ei}|^2) \\
&= m_3 (x_\nu y_\nu |V_{e1}|^2 + y_\nu |V_{e2}|^2 + |V_{e3}|^2) , \\
\langle m \rangle_{ee} &\equiv \left| \sum_{i=1}^3 (m_i V_{ei}^2) \right| \\
&= m_3 |x_\nu y_\nu V_{e1}^2 + y_\nu V_{e2}^2 + V_{e3}^2| .
\end{aligned} \tag{17}$$

We present the allowed ranges of $\langle m \rangle_e$ and $\langle m \rangle_{ee}$, normalized by m_3 , in Fig. 4. Given $m_3 \sim 5 \times 10^{-2}$ eV, $\langle m \rangle_e \sim 10^{-2}$ eV and $\langle m \rangle_{ee} \sim 10^{-3}$ eV are typically obtained. Note

that $\langle m \rangle_{ee} \ll \langle m \rangle_e$ holds in our ansatz, because the former involves significant cancellation due to the existence of an extra phase (of 90°) associated with V_{e2} , as one can see from Eqs. (8) and (9). It should be noted that our prediction for $\langle m \rangle_e$ is far below the proposed sensitivity of the KATRIN experiment (~ 0.3 eV [16]), and that for $\langle m \rangle_{ee}$ is also below the expected sensitivity of next-generation experiments for the neutrinoless double beta decay (~ 10 meV to 50 meV [17]). Therefore it seems hopeless to detect both effects in practice.

How big can the strength of CP violation be in neutrino oscillations? To answer this question, we calculate the Jarlskog invariant of CP violation \mathcal{J} [18], which is defined through the following equation:

$$\text{Im} \left(V_{ai} V_{bj} V_{aj}^* V_{bi}^* \right) = \mathcal{J} \sum_{c,k} (\epsilon_{abc} \epsilon_{ijk}) , \quad (18)$$

where the subscripts (a, b, c) and (i, j, k) run respectively over (e, μ, τ) and $(1, 2, 3)$. We show the numerical changes of \mathcal{J} with $|V_{e3}|$ in Fig. 5, where $\alpha = 90^\circ$ and $\beta = 180^\circ$ have been used. It is clear that the magnitude of \mathcal{J} increases with that of V_{e3} . We obtain $\mathcal{J} \sim 1\%$ as a typical result in the allowed parameter space of x_ν and y_ν . Thus leptonic CP-violating effects could be measured in a variety of long-baseline neutrino oscillation experiments [19].

4 We have shown that the Fritzsch texture of lepton mass matrices is actually able to yield the bi-large flavor mixing pattern, if three neutrinos perform a normal but weak mass hierarchy. The absolute values of three neutrino masses are approximately $m_1 \sim \sqrt{\Delta m_{\text{sun}}^2}/3$, $m_2 \sim \sqrt{\Delta m_{\text{sun}}^2}$ and $m_3 \sim \sqrt{\Delta m_{\text{atm}}^2}$. The smallness of m_i implies that there is little chance to observe the effective mass of the tritium beta decay and that of the neutrinoless double beta decay. On the other hand, our ansatz predicts that the strength of leptonic CP violation can be at the percent level. It is therefore possible to detect CP-violating effects in the long-baseline experiments of neutrino oscillations.

The weakly hierarchical spectrum of three neutrino masses must be a consequence of the weakly hierarchical texture of the neutrino mass matrix M_ν . To see this point more clearly, we calculate the nonvanishing matrix elements of \overline{M}_ν in Eq. (4):

$$\begin{aligned} A_\nu &= m_1 - m_2 + m_3 , \\ |B_\nu| &= \left[\frac{(m_1 - m_2)(m_2 - m_3)(m_1 + m_3)}{m_1 - m_2 + m_3} \right]^{1/2} , \\ |C_\nu| &= \left(\frac{m_1 m_2 m_3}{m_1 - m_2 + m_3} \right)^{1/2} . \end{aligned} \quad (19)$$

Taking the typical mass spectrum given in Eq. (14) as well as $m_3 = 5 \times 10^{-2}$ eV, we explicitly obtain

$$\overline{M}_\nu \sim 4 \times 10^{-2} \text{ eV} \times \begin{pmatrix} \mathbf{0} & 0.24 & \mathbf{0} \\ 0.24 & \mathbf{0} & 0.55 \\ \mathbf{0} & 0.55 & \mathbf{1} \end{pmatrix} . \quad (20)$$

In comparison, the real charged lepton mass matrix \overline{M}_l reads

$$\overline{M}_l \approx 1.67 \text{ GeV} \times \begin{pmatrix} \mathbf{0} & 0.0045 & \mathbf{0} \\ 0.0045 & \mathbf{0} & 0.26 \\ \mathbf{0} & 0.26 & \mathbf{1} \end{pmatrix} . \quad (21)$$

It becomes obvious that the mixing angle θ_{sun} is dominated by the (1, 2) subsector of \overline{M}_ν , while the mixing angle θ_{atm} gets comparable contributions from the (2, 3) subsector of \overline{M}_ν .

and the (μ, τ) subsector of \overline{M}_l . This observation would be useful for model building, from which some deeper understanding of the Fritzsch texture or its variations could be gained.

To conclude, the Fritzsch texture of lepton mass matrices is predictive and its predictions are compatible with current experimental data on solar and atmospheric neutrino oscillations. A stringent test of this ansatz will soon be available, in particular, in a variety of long-baseline neutrino oscillation experiments.

The author would like to thank H. Fritzsch for very helpful discussions and comments. This work was supported in part by the National Natural Science Foundation of China.

References

- [1] SNO Collaboration, Q.R. Ahmad *et al.*, Phys. Rev. Lett. **87** (2001) 071301; **89** (2002) 011301; **89** (2002) 011302.
- [2] Super-Kamiokande Collaboration, Y. Fukuda *et al.*, Phys. Lett. B **467** (1999) 185; S. Fukuda *et al.*, Phys. Rev. Lett. **85** (2000) 3999; Phys. Rev. Lett. **86** (2001) 5651; Phys. Rev. Lett. **86** (2001) 5656.
- [3] A.Yu. Smirnov, hep-ph/0209131; and references therein.
- [4] M. Shiozawa (Super-Kamiokande Collaboration), talk given at *Neutrino 2002*, Munich, May 2002.
- [5] For recent reviews with extensive references, see: H. Fritzsch and Z.Z. Xing, Prog. Part. Nucl. Phys. **45** (2000) 1; G. Altarelli and F. Feruglio, hep-ph/0206077, to appear in *Neutrino Mass* - Springer Tracts in Modern Physics, edited by G. Altarelli and K. Winter (2002).
- [6] H. Fritzsch, Phys. Lett. B **73** (1978) 317; Nucl. Phys. B **155** (1979) 189.
- [7] J.L. Hewett and T.G. Rizzo, Phys. Rev. D **33** (1986) 1519; A.J. Davies and X.G. He, Phys. Rev. D **46** (1992) 3208; M. Fukugita, M. Tanimoto, and T. Yanagida, Prog. Theor. Phys. **89** (1993) 263; K.S. Babu and Q. Shafi, Phys. Lett. B **311** (1993) 172; Y. Achiman and T. Greiner, Phys. Lett. B **329** (1994) 33. For an application of the Fritzsch ansatz only to the charged lepton sector, see: C. Liu and J. Song, Phys. Rev. D **65** (2002) 057303.
- [8] See, e.g., S.M. Bilenky and S.T. Petcov, Rev. Mod. Phys. **59** (1987) 671; and references therein.
- [9] P.H. Frampton and C. Jarlskog, Phys. Lett. B **154** (1985) 421.
- [10] H. Fritzsch and P. Minkowski, Annals Phys. **93** (1975) 193; H. Georgi, in *Particles and Fields*, edited by C.E. Carlson (AIP, NY, 1975), p. 575.
- [11] W. Buchmüller and D. Wyler, Phys. Lett. B **521** (2001) 291; Z.Z. Xing, Phys. Lett. B **545** (2002) 352.
- [12] G.C. Branco, L. Lavoura, and F. Mota, Phys. Rev. D **39** (1989) 3443.
- [13] Particle Data Group, K. Hagiwara *et al.*, Phys. Rev. D **66** (2002) 010001.
- [14] CHOOZ Collaboration, M. Apollonio *et al.*, Phys. Lett. B **420** (1998) 397; Palo Verde Collaboration, F. Boehm *et al.*, Phys. Rev. Lett. **84** (2000) 3764.
- [15] Z.Z. Xing, Phys. Rev. D **65** (2002) 077302; Phys. Lett. B **530** (2002) 159; Phys. Lett. B **539** (2002) 85.
- [16] V. Aseev *et al.*, talks given at the International Workshop on Neutrino Masses in the Sub-eV Ranges, Bad Liebenzell, Germany, January 2001; Homepage: <http://www-ikl.fzk.de/tritium>.

- [17] O. Cremonesi, hep-ph/0210007; and references therein.
- [18] C. Jarlskog, Phys. Rev. Lett. **55** (1985) 1039; H. Fritzsch and Z.Z. Xing, Nucl. Phys. B **556** (1999) 49; Phys. Rev. D **61** (2000) 073016.
- [19] See, e.g., A. Blondel *et al.*, Nucl. Instrum. Meth. A **451** (2000) 102; C. Albright *et al.*, hep-ex/0008064; D. Wark, plenary talk given at *ICHEP 2002*, Amsterdam, July 2002.

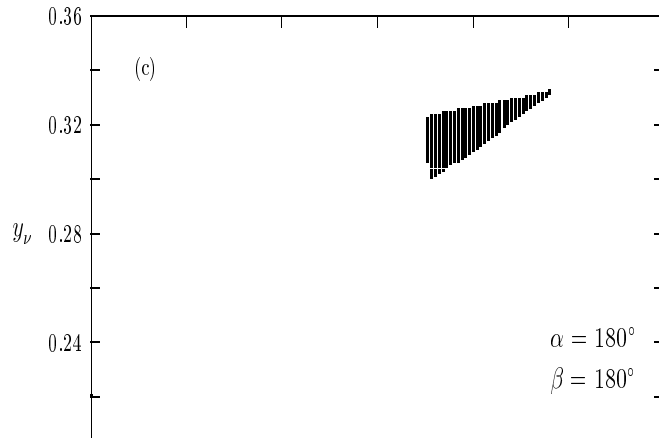
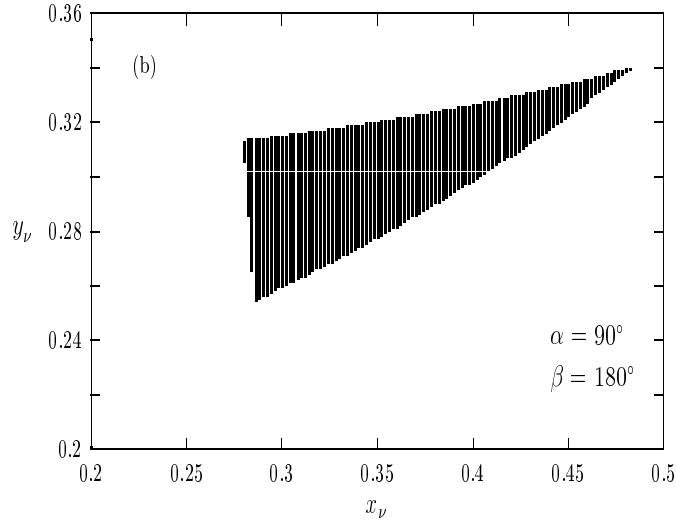
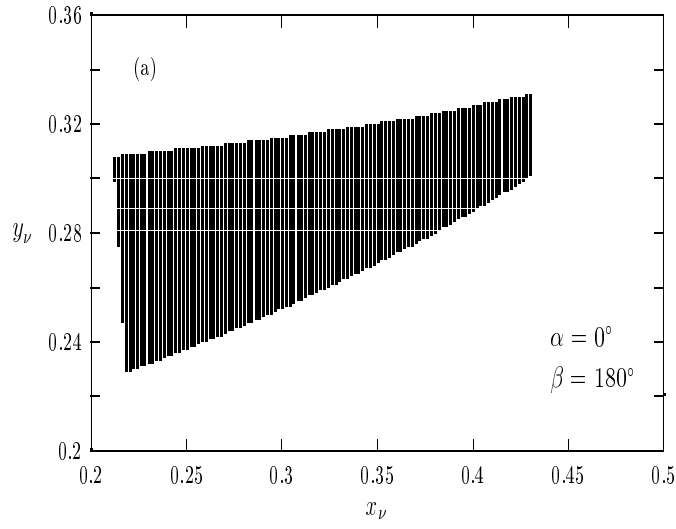


Figure 1: Allowed regions of x_ν and y_ν for chosen values of α and β .

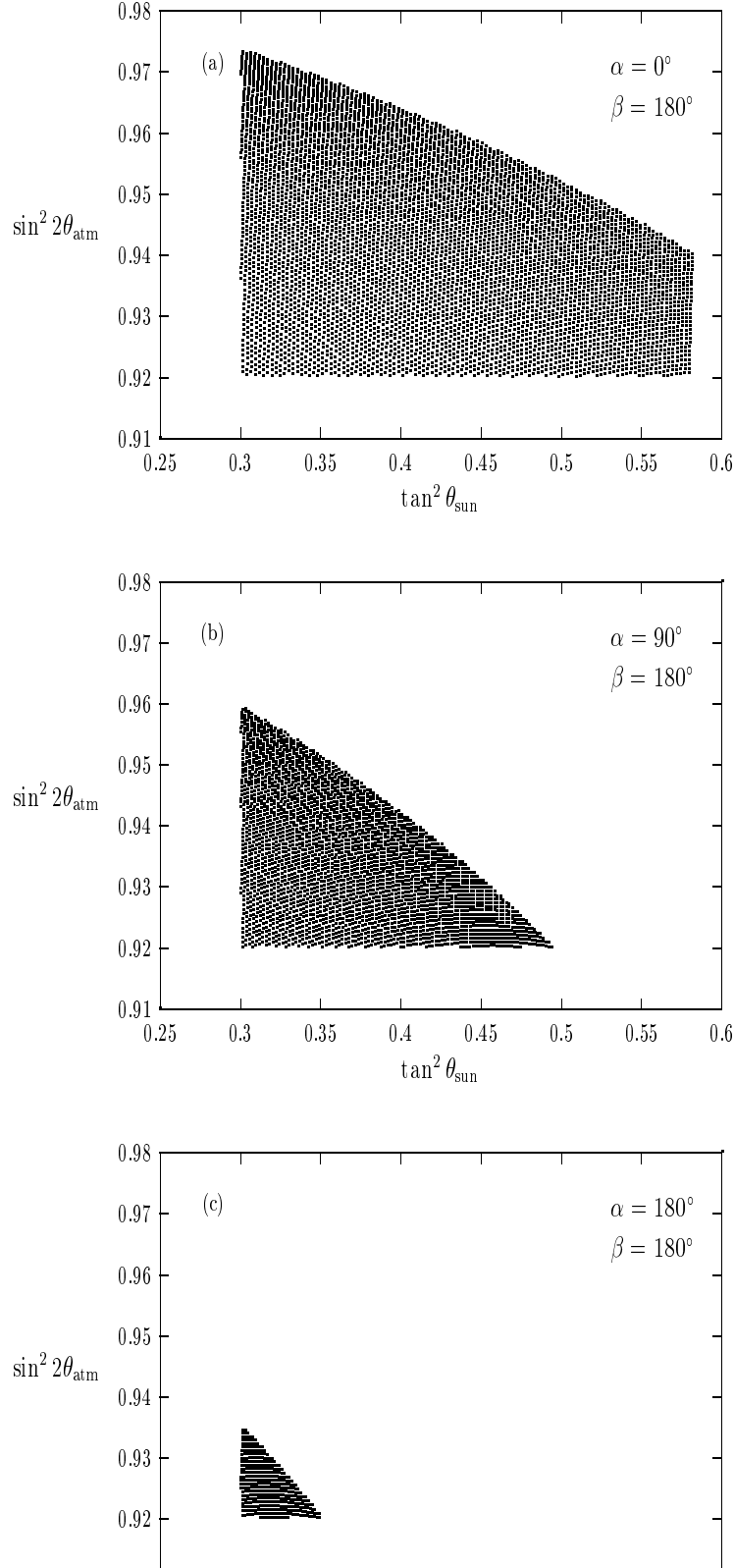


Figure 2: Allowed regions of $\tan^2 \theta_{\text{sun}}$ and $\sin^2 2\theta_{\text{atm}}$ for chosen values of α and β .

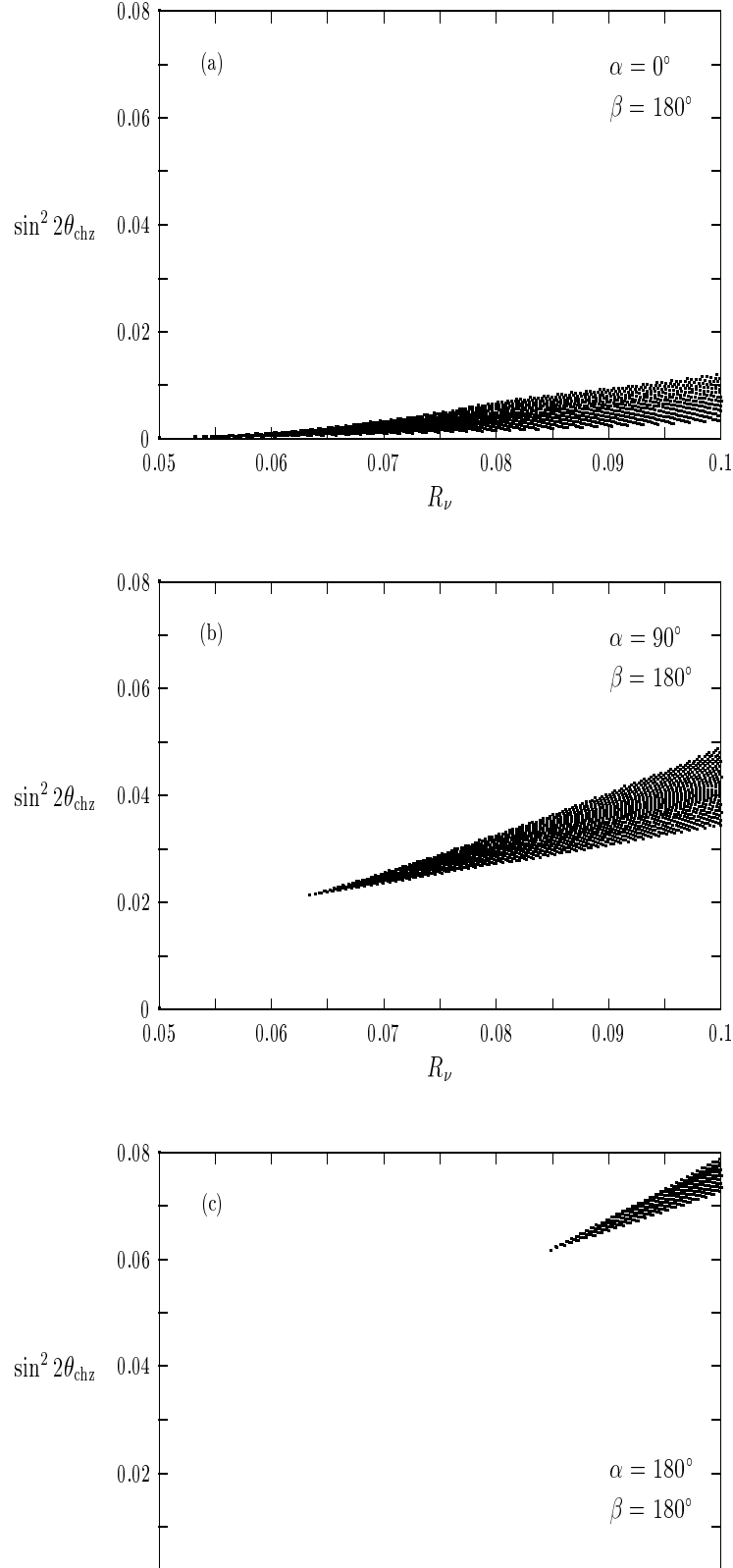


Figure 3: Allowed regions of R_ν and $\sin^2 2\theta_{\text{chz}}$ for chosen values of α and β .

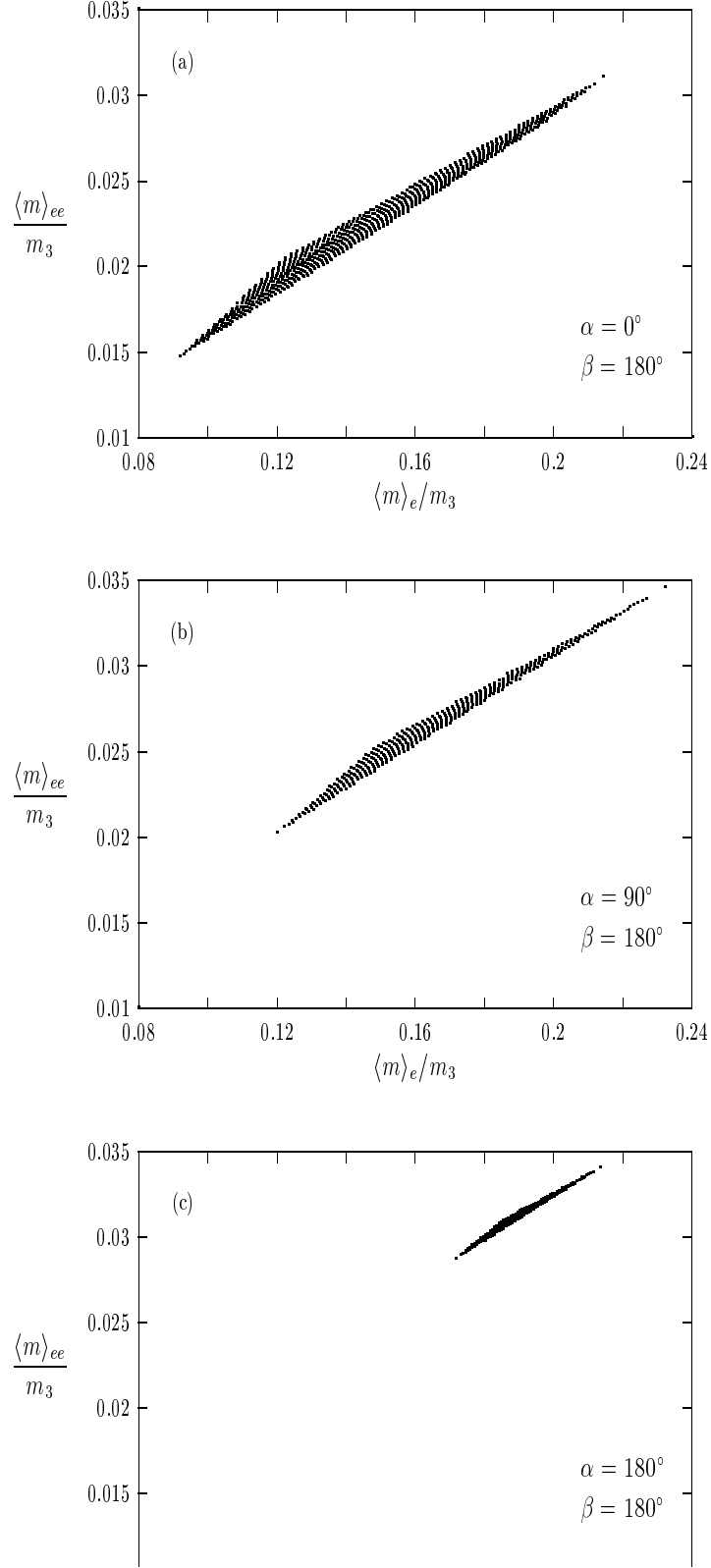


Figure 4: Allowed regions of $\langle m \rangle_e/m_3$ and $\langle m \rangle_{ee}/m_3$ for chosen values of α and β .

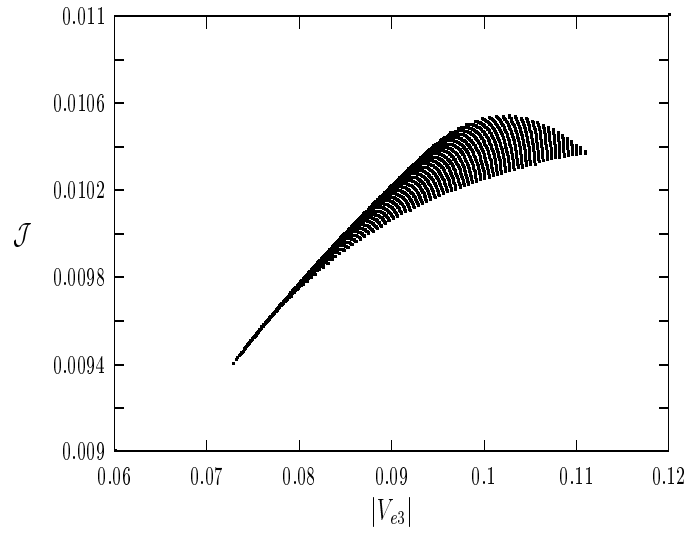


Figure 5: Allowed regions of $|V_{e3}|$ and \mathcal{J} for the inputs $\alpha = 90^\circ$ and $\beta = 180^\circ$.