

Correspondence author:

LIU, Lianshou

Institute of Particle Physics

Huazhong Normal University

Wuhan, 430079 China

Email: liuls@iopp.ccn.edu.cn

FAX: 0086 27 87662646

A Monte Carlo Study of the Levy Stability and Multifractal Spectrum in e^+e^- collisions¹

Chen Gang^{1,2} and Liu Lianshou¹

¹ Institute of Particle Physics, Huazhong Normal University, Wuhan 430079 China

² Department of Physics Jingzhou Teacher's College, Hubei 434100 China

ABSTRACT

The Lévy stability analysis is carried out for e^+e^- collisions at Z^0 mass using Monte Carlo method. The Lévy index μ is found to be $\mu = 1.701 \pm 0.043$. The self-similar generalized dimensions $D(q)$ and multi-fractal spectrum $f(\alpha)$ are presented. The Rényi dimension $D(q)$ decreases with increasing q . The self-similar multi-fractal spectrum is a convex curve with a maximum at $q = 0$, $\alpha = 1.169 \pm 0.011$. The right-side part of the spectrum, corresponding to negative values of q is obtained through analytical continuation.

Keywords: Lévy Index, Multifractal spectrum, Monte Carlo simulation

PACS number: 13.85 Hd

¹ Supported in part by the National Natural Science Foundation of China (NSFC) under Projects 19975021 and 90103019.

1 Introduction

The study of fluctuations in particle physics already has a long history going back to early cosmic-ray observations [1]. Białas and Peschanski proposed to study non-statistical fluctuations in multi-particle production by the method of factorial moments [2]

$$F_q(M) = \frac{1}{M} \sum_{m=1}^M \frac{\langle n_m(n_m - 1) \cdots (n_m - q + 1) \rangle}{\langle n_m \rangle^q}, \quad (1)$$

where a region Δ in 1-, 2- or 3-dimensional phase space is divided into M cells, n_m is the multiplicity in the m th cell, and $\langle \cdots \rangle$ denotes vertically averaging over the event sample. There are a large variety of experiments showing that $F_q(M)$ possess an anomalous scaling behavior [3]

$$F_q(M) \propto (M)^{\phi(q)} \quad (M \rightarrow \infty), \quad (2)$$

Note that in e^+e^- collisions the fluctuations or power-law scaling exist in 3-dimensional phase space and the dynamical fluctuations has been proved to be isotropic [4][5][6]. This means that the multi-hadron final states in these collisions are self-similar fractal.

Since the fractal property of the multi-hadron final states in e^+e^- collisions has been established, the next step is to study this fractal system in more detail. The aim of the present paper is to perform the Lévy stability and multi-fractal spectrum analysis for the fractal system of the multi-hadron final states in e^+e^- collisions at the Z^0 energy — $\sqrt{s} = 91.2$ GeV using Monte Carlo method.

2 Measurement of intermittency $\phi(q)$

In our Monte Carlo simulation a total number of 200000 events of e^+e^- collisions at 91.2 GeV are produced by JETSET 7.4 generator. The primary produced partons considered is a quark-antiquark pair, moving back to back in the rest frame. This implies a cylindrical symmetry about the quark direction. An appropriate frame to study the development of the $q\bar{q}$ system is therefore the thrust frame [7], the appropriate variables are (y, p_t, φ) .

In order to avoid the influence of a non-flat distribution of the variables y , p_t , and φ on the investigation of the dynamical fluctuations, all variables are transformed into their corresponding cumulant forms [8].

$$x(y) = \frac{\int_{y_a}^y \rho(y) dy}{\int_{y_a}^{y_b} \rho(y) dy}, \quad x(p_t) = \frac{\int_{p_{ta}}^{p_{tb}} \rho(p_t) dp_t}{\int_{p_{ta}}^{p_{tb}} \rho(p_t) dp_t}, \quad x(\varphi) = \frac{\int_{\varphi_a}^{\varphi} \rho(\varphi) d\varphi}{\int_{\varphi_a}^{\varphi_b} \rho(\varphi) d\varphi}. \quad (3)$$

The results for the three dimensional FM defined in Eq.(1) are shown in Fig.1. After omitting the first point [9] to eliminate the influence of momentum conservation [10], the three dimensional 2 \sim 7 order $\ln F_q$'s versus $\ln M$ data are fitted very well by a straight line

$$\ln F_q = \phi(q) \ln M + b, \quad (4)$$

where $\phi(q)$ is the intermittency index. The resulting parameters and the corresponding χ^2/DF are listed in table I.

Table I The fit parameters of 3-D FM for the Jetset7.4

order q	$\phi(q)$	b	χ^2/DF
2	0.191 ± 0.001	-0.304 ± 0.003	57/9
3	0.588 ± 0.003	-0.914 ± 0.009	27/9
4	1.135 ± 0.009	-1.690 ± 0.023	20/9
5	1.784 ± 0.024	-2.554 ± 0.061	7/9
6	2.435 ± 0.091	-3.289 ± 0.237	4/8
7	3.223 ± 0.197	-4.221 ± 0.519	3/4

The results show power-law scaling when phase space is partitioned isotropically, indicating the existence of self-similar (isotropic) dynamical fluctuations. Thus the multi-hadron final states in e^+e^- collisions at $\sqrt{s} = 91.2$ GeV is a self-similar fractal.

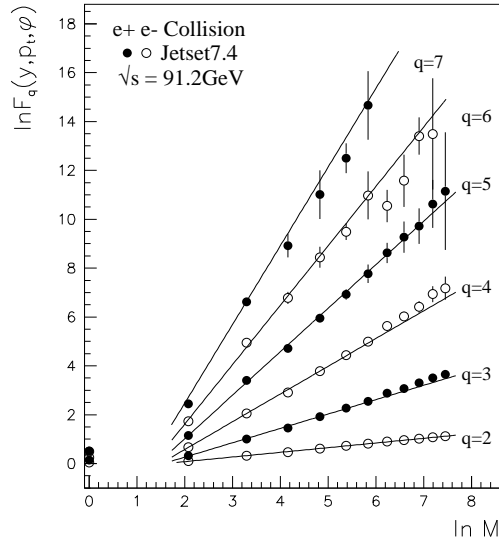


Fig.1 The three-dimensional 2 \sim 7 order factorial moments as functions of the partition number M

3 Lévy index

As a self-similar fractal system, the multi-particle final states in high energy collisions can be characterized by an important parameter — the Lévy stability index μ . This parameter tells us the behavior of elementary fluctuations at the tail. It is also known as the degree of multifractality, $\mu = 0$ for mono-fractals, $\mu < 1$ corresponds to the so-called "calm" singularities, while $\mu > 1$ correspond to the "wild" singularities.

The intermittency index $\phi(q)$ is related to the anomalous dimension d_q [3] as

$$\phi(q) = (q - 1)d_q, \quad (5)$$

and the later is expressible by the Lévy index μ [3] as

$$d_q = \frac{C_1}{\mu - 1} \frac{q^\mu - q}{q - 1} \quad (C_1 = \text{const}), \quad (6)$$

or in terms of the intermittency index

$$\phi(q) = \phi(2) \frac{q^\mu - q}{2^\mu - 2}. \quad (7)$$

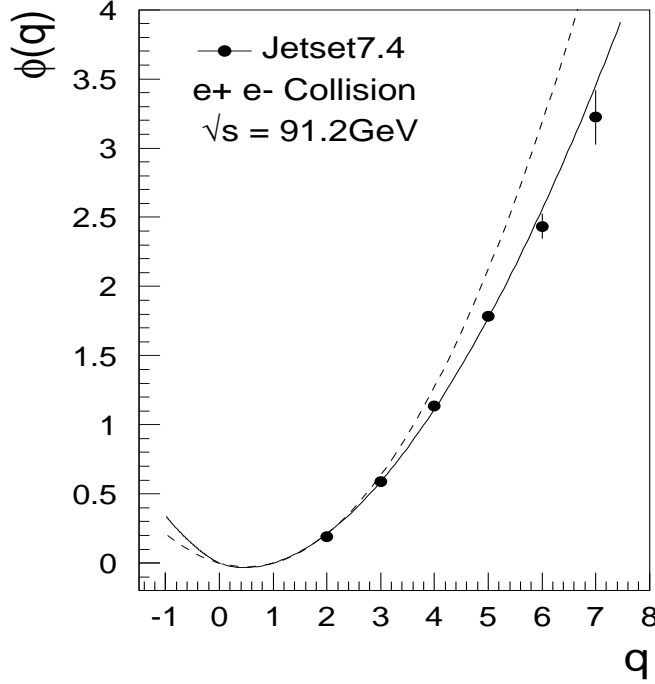


Fig.2 The intermittency index ϕ_q as a function of order q .
Solid curve is from Eq.(9), dashed curve is from Eq.(8).

According to the Lévy stability theory, the Lévy index μ is confined to $0 \leq \mu \leq 2$, and the Central Limiting limit corresponds to $\mu \rightarrow 2$. In this limit Eq.(7) passes to

$$\phi(q) = \phi(2) \frac{q(q-1)}{2}. \quad (8)$$

Note that Eq.(8) is valid for any real value of q , including $q \leq 0$, while Eq.(7) in the present form is inapplicable to $q \leq 0$. An analytical continuation of Eq.(7), which is valid for $q \leq 0$ and will, in the limit $\mu \rightarrow 2$, pass to Eq.(8) in the whole region of q is

$$\phi(q) = \phi(2) \frac{(q^2)^{\mu/2} - q}{2^\mu - 2}. \quad (9)$$

The distribution of $\phi(q)$ versus q is shown in Table.I and Fig 2. We fit it to Eq.(7), shown as solid curve in the figure. This curve has been extrapolated to $q < 1$ using Eq.(9). Also shown in the figure is the result from Eq.(8) (dashed curve), which corresponds to

the Central Limiting case. Note that the $q < 1$ part is needed for getting the multi-fractal spectrum to the right of its maximum, cf. Fig.3.

The Lévy index μ for the hadronic system in e^+e^- collision at $\sqrt{s} = 91.2$ GeV obtained from the fit is

$$\mu = 1.701 \pm 0.043. \quad (10)$$

This value of μ lies in the region $[0, 2]$ in consistent with Lévy stability. Since μ is greater than unity, the multi-fractal corresponds to "wild" singularities.

4 Multi-fractal spectrum and Rényi dimensions

The multi-fractal method is a widely used tool in many branches of physics and science in general [11]. The Rényi dimension $D_q (\equiv 1 - d_q)$ and multi-fractal spectrum $f(\alpha)$ are often used to study the multi-fractal. The $D(q)$ (also denoted as D_q) depends on order q , being a decreasing function of q for multi-fractals in general. The Rényi dimension is sometimes called as generalized dimension. The multi-fractal spectral function $f(\alpha)$ and the Rényi dimension (generalized dimension) $D(q)$ for hadronic system are related to intermittency index $\phi(q)$ as [12]

$$\begin{aligned} \tau(q) &= q - 1 - \phi(q), & \alpha(q) &= \frac{d\tau(q)}{dq}, \\ f(\alpha) &= q\alpha - \tau(q), & D(q) &= \frac{\tau(q)}{(q-1)}. \end{aligned} \quad (11)$$

Where $D(q)|_{q=0} = D_0 = D_F$ is the fractal dimension, $D(q)|_{q=1} = D_I$ is the information dimension and $D(q)|_{q=2} = D_2 = \alpha(2) - f(\alpha(2)) = \nu$ is the correlation dimension.

The continuous order index $\phi(q)$ are calculated by Eq.(9). Then the Rényi dimension $D(q)$ and multi-fractal spectrum $f(\alpha)$ are calculated using Eq.(11) with $q = -1$ to 6.8, step 0.2. The $D(q)$ versus q and the $f(\alpha)$ versus α are shown in fig.3(a) and (b).

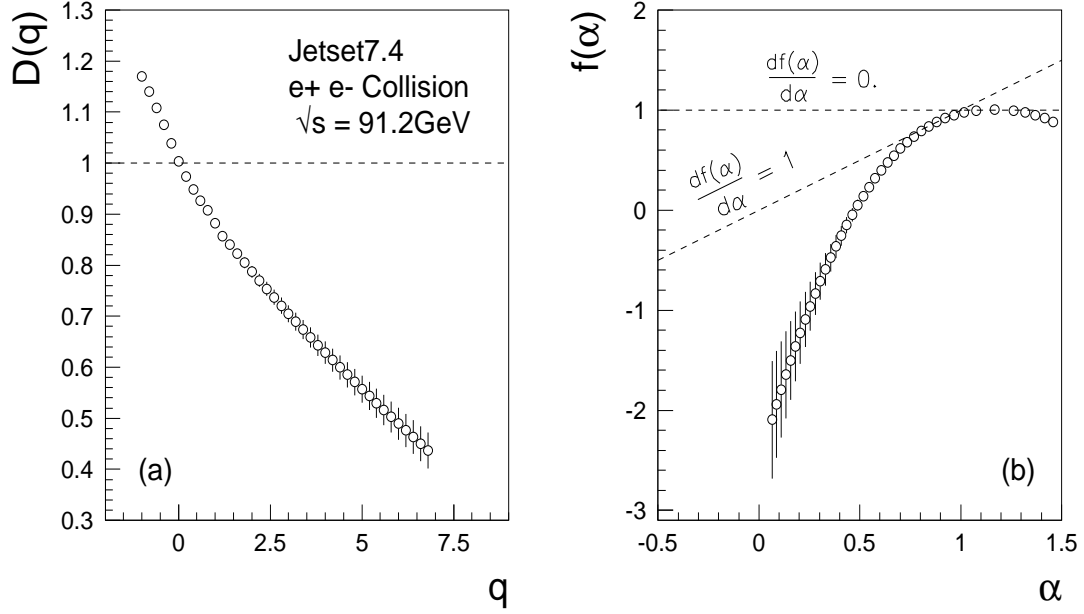


Fig.3 (a) The Rényi dimension $D(q)$ as a function of order q
(b) The multi-fractal spectrum $f(\alpha)$ as a function of α

It can be seen from Fig.3 that, the Rényi dimension $D(q)$ decreases from 1.17 to 0.437 as the order q increases from -1 to 6.8 which means that there is a multi-fractal behavior in multi-production at e^+e^- collisions. The multi-fractal spectrum $f(\alpha)$ is lying between -2.10 and 1 in the above-mentioned α region, having a maximum at $q = 0$, $\alpha = 1.169 \pm 0.011$. The corresponding fractal dimension is $D_F = f(\alpha(0)) = D(0) = 1.003 \pm 0.001$.

The tangents to the curve $f(\alpha) = \alpha$ with slopes $df(\alpha)/d\alpha = 1$ and 2 determine the points $\alpha(1) = 0.882 \pm 0.006$ and $\alpha(2) = 0.701 \pm 0.006$, indicating that the information dimension of the system is $D_I = D(1) = 0.882 \pm 0.006$, and the correlation dimension is $\nu = 2\alpha(2) - f(\alpha(2)) = D(2) = 0.787 \pm 0.012$.

The Rényi dimensions $D(q)$ could also be directly calculated using Eq.(11). The resulting values are listed in Table II together with those obtained from the Multi-fractal spectrum as described above. It can be seen that the consistency is good.

Table II The Rényi dimensions obtained from two different methods

method	$D_F(D(0))$	$D_I(D(1))$	$\nu_2(D(2))$
Equation (11)	1.000 ± 0.000	0.881 ± 0.027	0.788 ± 0.003
Multi-fractal spectrum	1.003 ± 0.001	0.882 ± 0.006	0.787 ± 0.012

5 Conclusions

A self-similar multi-fractal analysis using MC method in e^+e^- collisions at $\sqrt{s} = 91.2$ GeV is performed basing on the measurement of factorial moments. The Lévy stability analysis is carried out and the Lévy index is found to be $\mu = 1.701 \pm 0.043$ consistent with Lévy stability. The multi-fractal spectrum $f(\alpha)$ are presented which is a convex curve with a maximum at $q = 0$, $\alpha = 1.169 \pm 0.011$. The Rényi dimensions $D(q)$ are obtained both from their relation with the intermittency indices $\phi(q)$ and from the multi-fractal spectrum. The results are in good consistence.

References

- [1] JACEE, T. H. Burnett et al. Phys. Rev. Lett. **5**, 2062 (1983).
- [2] A. Bialas and R. Peschanski, Nucl. Phys. **B273**, 703 (1986); **B308**, 857 (1988).
- [3] E. A. De Wolf, I. M. Dremin and W. Kittel, Phys. Rep. **270**, 1 (1996).
- [4] Liu Feng, Liu Fuming and Liu Lianshou, Phys. Rev. **D59**, 114020 (1999).
- [5] Chen Gang, Hu Yuan and Liu Lianshou et al. Measurement of the Scaling Property of Factorial Moments in Hadronic Z Decay, in Pro. XXXI International Symposium on Multiparticle Dynamics, Oct. 2001, World Scientific, Singapore.
- [6] OPAL coll., G. Abbiendi et al., Eur. Phys. J. **C 11**, 239 (1999).
- [7] S.Brandt, Ch. Peyrou R.Sosnowski and A. Wroblewski. Phys. Lett. **12**, 57 (1964).
- [8] Ochs W. Z Phys. **C50**, 339 (1991).
- [9] Chen Gang and Liu Lian-shou, A comparison of different methods in the study of dynamical fluctuations in high energy e^+e^- collisions, hep-ph/0203073, to appear in Phys. Rev. **D65** (2002).
- [10] LIU Lian-Shou, ZHANG Yang and DENG Yue, Z. Phys. **C73**, 535 (1997).
- [11] Ya. B. Zeldovitch, Sov. Phys. Uspekhi **152**, 3 (1987).
- [12] G. Paradin and A. Vulpiani, Phys. Rep. **156**, 147 (1987).