

What is the $Wb\bar{b}$, $Zb\bar{b}$ or $t\bar{t}b\bar{b}$ irreducible background to the light Higgs boson searches at LHC?

Borut Paul Kersevan^{1,2} and Elżbieta Richter-Was^{3,4,a}

¹ Faculty of Mathematics and Physics, University of Ljubljana, Jadranska 19, SI-1000 Ljubljana, Slovenia.

² Jozef Stefan Institute, Jamova 39, SI-1000 Ljubljana, Slovenia.

³ Institute of Computer Science, Jagellonian University, 30-072 Krakow, ul. Nawojki 11, Poland.

⁴ Institute of Nuclear Physics, 30-055 Krakow, ul. Kawiora 26a, Poland.

Received: date / Revised version: date

Abstract. The $Wb\bar{b}$, $Zb\bar{b}$ and $t\bar{t}b\bar{b}$ production at LHC are irreducible backgrounds for possible observability of the Standard Model and Minimal Supersymmetric Standard Model light Higgs boson in processes involving associated WH , ZH and $t\bar{t}H$ production followed by the $H \rightarrow b\bar{b}$ decay. The comparison presented in this paper uses the background estimates obtained with (a) complete massive matrix element implemented in **AcerMC** Monte Carlo generator and (b) **PYTHIA** implementation of the inclusive W , Z , and $t\bar{t}$ production, followed by the parton showering mechanism. Both approaches lead to a production of the final state of interest but differ in the approximations used. The focal point of this study is the comparison of the two approaches when estimating the background contributions to the light Higgs boson searches at the LHC.

1 Introduction

The $Wb\bar{b}$, $Zb\bar{b}$ and $t\bar{t}b\bar{b}$ production at LHC has been recognized, see e.g. [1,2], to present the most substantial irreducible backgrounds for the Standard Model (SM) and Minimal Supersymmetric Standard Model (MSSM) light Higgs boson observability in the associated production, namely WH , ZH and $t\bar{t}H$, followed by the $H \rightarrow b\bar{b}$ decay. The 'light Higgs boson' is in this context understood as the Higgs boson having the mass between 90 GeV and 130 GeV, thus describing the SM and MSSM Higgs boson(s) in the mass range indicated by the excess observed in searches of LEP experiments [3,4].

The potential of the ATLAS detector at LHC for the SM and MSSM Higgs boson observability in the $t\bar{t}H$ production has already been carefully studied and documented in [2] and [5]. The proposed analysis requires four identified (tagged) b-jets, reconstruction of both top-quarks decaying in hadronic and leptonic modes and an observable peak in the invariant mass distribution of the remaining b-jet pair. The irreducible $t\bar{t}b\bar{b}$ background is estimated to contribute about 60-70% to the total background, which consists mostly of the processes with a $t\bar{t}$ pair participating in the final state. The expected significance is deemed to be of the order of 3.6σ for the Higgs-boson mass of 120 GeV at integrated luminosity of $30fb^{-1}$, with the expected signal-to-background ratio in the mass window rated to be 32%. The total contribution from the

$Wjjjjjj$ backgrounds was estimated to be an order of magnitude smaller than the one consisting of $t\bar{t}jj$ events and the contribution of the $t\bar{t}Z$ production process was estimated to be negligible.

The potential for the Higgs boson observability in the WH ($W \rightarrow \ell\nu$) production, considered as rather weak, is documented in [1] and [5]. The expected production rates would be sufficient for the signal observability in the mass range around 120 GeV only if the backgrounds from $Wb\bar{b}$ and $t\bar{t}$ events could be efficiently suppressed. For this channel both b-quarks are required to be tagged as b-jets and the reconstruction of a peak in the invariant mass of the b-jet system concentrated in the interval ± 20 GeV around the expected Higgs mass could lead to an evidence of the signal. The identification of the accompanying lepton is also required in order to trigger the data acquisition. Relatively simple topology of the final state does not leave much room for a severe optimisation of kinematic cuts. The only possibility which can be explored seems to be using a veto on an additional jet to suppress reducible backgrounds or angular correlations between reconstructed b-jets themselves and/or between b-jets and leptons. Within the low luminosity operation, the irreducible $Wb\bar{b}$ background contributes about 35% of the total background to this channel, the expected signal-to-background ratio in the given mass window being on the order of a few percent. The expected significance is estimated to be on the level of 3.0σ for the Higgs-boson mass of 120 GeV and integrated luminosity of $30fb^{-1}$.

^a Supported in part by Polish Government grant KBN 2P03B11819.

Much less promising, if not hopeless to consider, is the observability of the ZH production with subsequent leptonic Z -boson decay. Nevertheless, for the sake of completeness, such a study was documented in [1]. Both b -quarks are required to be tagged as b -jets and the accompanying leptons are required to be identified in order to trigger the data acquisition as well as for a reconstruction of the resonant peak around the Z -boson mass. The presence of a peak in the reconstructed invariant mass of the b -jet system concentrated in a mass window of ± 20 GeV around the expected Higgs mass would lead to an evidence of the signal. The irreducible $Zb\bar{b}$ background contributes about 80% of the total background to this channel, the expected signal-to-background ratio in the mass window being on the order of a few percent. The expected significance is estimated to be about 1.0σ for the Higgs-boson mass of 120 GeV and integrated luminosity of $30fb^{-1}$.

It is thus evident that good theoretical understanding of the irreducible $t\bar{t}b\bar{b}$, $Wb\bar{b}$ and $Zb\bar{b}$ backgrounds is crucial for the light Higgs boson observation at LHC.

In the presented study the two available, albeit qualitatively different, approaches for simulating these backgrounds are compared. The first one (ME) is to use the lowest order massive matrix elements of the **AcerMC** generator [6] which lead to the required final state. The latter is subsequently completed with the initial and final state radiation simulated via parton showering as implemented in the **PYTHIA** [7] or **HERWIG** [8] generators. The second one (PS) is to simulate inclusive $t\bar{t}$, W and Z production using the native **PYTHIA** or **HERWIG** implementations and subsequently obtain accompanying b -quarks using the parton shower approximation only. Both approaches have their caveats. Using the complete $2 \rightarrow 4$ matrix element might not be sufficient as the b -quarks could appear at the different steps in the evolution of the partonic cascade and not necessarily only at the hard process level. Resorting to the parton shower approach on the other hand tends in several cases to underestimate hardness of the radiated partons and does not reproduce well their topological configurations.

In the presented comparison the approach of concentrating not on the partonic distributions but on the reconstructed experimental quantities, i.e. jets and isolated leptons, is chosen. The generated events are thus treated with a simplified reconstruction procedure using the algorithms of the fast simulation of the ATLAS detector at LHC [10] and subsequent fiducial cuts on reconstructed jets and isolated leptons are applied roughly as foreseen for this type of physics at LHC detectors: geometrical acceptance for b -jets and isolated leptons identification down to pseudorapidity η of 2.5 and transverse momenta threshold for jets and leptons of 15 GeV. Although leptons will be identified with the lower thresholds, the 15 GeV transverse momenta represents roughly what is needed for triggering on such events. This limits the given comparison to the topological configurations close to those which will be selected by the experimental analysis. In jet reconstruction a simple procedure in form of a cone algorithm is performed, using a cone radius of 0.4 in the pseudorapidity - azimuthal

angle plane. Subsequently, the procedures of jet energy calibration and b -tagging are applied. In case jet-veto was also applied, events with additional jets having transverse momenta $p_T > 30$ GeV and $|\eta| < 5.0$ were rejected. Efficiencies for b -tagging and lepton identification are not included in the given numbers, only the efficiencies for jet and b -jet reconstruction are taken into account. More details on the performance of the applied algorithms can be found in [10].

The **AcerMC** Monte Carlo generator code and its interfaces to **PYTHIA** generator were used in the given evaluation. The generated statistics was typically about 10^6 events for the ME and 10^8 events for the PS simulation chain. The ME events were generated with **AcerMC** matrix element implementations and the PS events were generated with the default settings of **PYTHIA** 6.2. The ME events were further completed with the initial and final state radiation to assure more realistic jet reconstruction efficiencies and multiplicities, thus leading to a better description of the interaction kinematics. The CTEQ5L[11] parton density functions were used for all estimations and proton-proton collision at 14 TeV centre-of-mass energy were simulated. A similar study could also be repeated using **HERWIG** instead of **PYTHIA** generator.

At this point it might be relevant to mention that for the inclusive W and Z/γ^* production the so called improved parton shower algorithm is implemented in **PYTHIA**, i.e. some higher-order corrections are integrated; as shown in [12], it gives good description of the complete p_T^W spectrum. A corresponding improvement is also expected for the production of jets in association with the W boson. For the $t\bar{t}$ production the standard parton algorithm is still used **PYTHIA**.

The comparisons between these two generation approaches for $Wb\bar{b}$, $Zb\bar{b}$ and $t\bar{t}b\bar{b}$ events are discussed in Section 2, 3 and 4 of the paper. Final conclusions are summarised in Section 5.

2 The $Wb\bar{b}$ irreducible background

In this section the irreducible $Wb\bar{b}$ background to the Higgs boson searches in the WH production, followed by the $H \rightarrow b\bar{b}$ decay, is discussed. The evaluation is based on two simulation approaches, ME and PS, as specified below:

- **ME:** Use the $2 \rightarrow 4$ matrix element for $q\bar{q} \rightarrow W(\rightarrow \ell\nu)g^*(\rightarrow b\bar{b})$ process as implemented in [6]. The $\sigma \times BR = 33.2$ pb for single leptonic flavour W -boson decay. The $g^* \rightarrow b\bar{b}$ splitting is coded already at the level of the matrix element. This matrix element represents the lowest order contribution to the $\ell b\bar{b}$ final state. The initial (ISR) and final state radiation (FSR) are simulated with parton shower of **PYTHIA**, followed by hadronisation in order to complete the event generation.
- **PS:** Use the $2 \rightarrow 1$ matrix element for $q\bar{q} \rightarrow W$ process as implemented in **PYTHIA**, followed by the ISR/FSR and hadronisation. The $\sigma \times BR = 17200$ pb for the

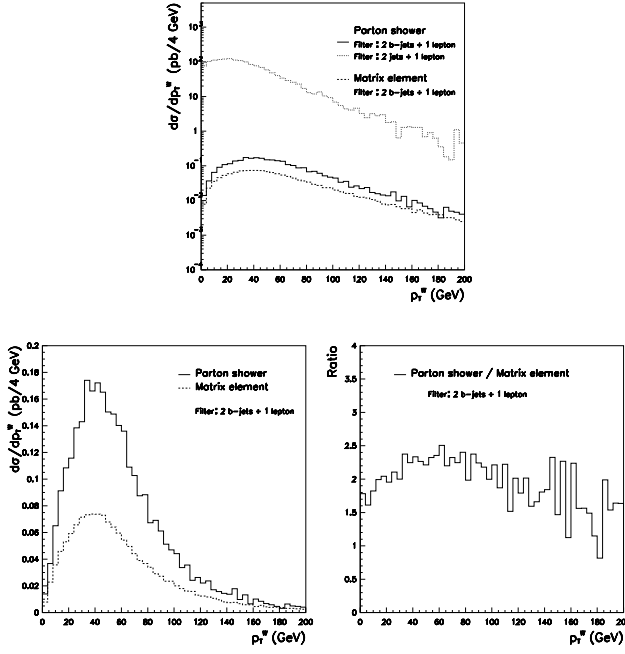


Fig. 1. The transverse momenta of the W -boson. Solid line denotes the PS events, dashed the ME events. Events were filtered as specified in the figure.

single flavour leptonic W -boson decay. Gluon splitting in the ISR partonic cascade is the source of b -quarks in the event. The implementation of this process includes ISR/FSR modeled with an *improved parton shower approach* [12,13] to match/merge with higher order matrix element calculations for the p_T^W spectra.

Considering the heavy flavour content of the cascade, a part of the higher order corrections is *a priori* already included in the parton shower approach (c.f. [14,15]) whereas only the lowest order term for the $g^* \rightarrow b\bar{b}$ splitting is present in the matrix element calculations.

However, as the $2 \rightarrow 4$ matrix element with activated ISR and FSR is used, a part of the higher-order corrections is also to some extent included (e.g. additional branchings of $b \rightarrow bg$ are made possible), however without a rigorous check on the possible *double-counting* [16]. In order to limit the double counting possibility the scale of the ISR/FSR shower is tuned to avoid the radiated partons being harder than the hard-process ones. What is not included in the $2 \rightarrow 4$ matrix element calculations is the contribution from events where gluon and quark interact in the hard process to produce the W -boson, with the gluon splitting into b -quarks occurring in the further steps of the cascade. As well not included is the contribution where the final state gluon in the hard process decays into light quarks, while b -quarks appear in another branch of the partonic shower.

Comparison of the differential distributions of the p_T^W spectra is presented in Fig. 1. In the top plot the PS distribution after filtering on events with reconstructed 2 jets + 1 lepton is shown, along with PS and ME distributions after filtering on exactly 2 b -jets + 1 lepton. In the lower

Table 1. Cross-section for the $q\bar{q} \rightarrow \ell\nu b\bar{b}$ ME and $q\bar{q} \rightarrow W$ production PS with $W \rightarrow \ell\nu$ decay (single flavour). Efficiencies for b -tagging and lepton identification are not included, only included are the efficiencies for jet reconstruction and b -jet tagging.

Selection	$q\bar{q} \rightarrow \ell\nu b\bar{b}$ ME	$q\bar{q} \rightarrow W(\rightarrow \ell\nu)$ PS
Generated $\sigma \times BR$	33.2 pb	17200 pb
Two b -jets + one lepton	1.46 pb	3.10 pb
$m_{bb-jets} = 100 - 140$ GeV	0.16 pb	0.23 pb
Two b -jets + one lepton + jet-veto	1.13 pb	1.55 pb
$m_{bb-jets} = 100 - 140$ GeV	0.12 pb	0.12 pb

range of the p_T^W spectra the PS events have different slope when requiring 2 jets or 2 b -jets; requiring 2 b -jets strongly suppresses the selection of events in the low p_T^W range. After filtering on 2 b -jets the slope and normalisation of the PS and ME events agree relatively well, the normalisation ratio being on the level of 1.5-2.5. A closer look (bottom plots) indicates a substantial enhancement of PS events in the range $p_T^W = 40 - 120$ GeV. For much higher p_T^W the ME predictions start to exceed the PS ones.

Table 1 quantifies the expected cross-sections for the inclusive production after requiring a reconstructed $\ell b\bar{b}$ final state. The PS predictions turn out to be 50-100% higher than the ME ones but are still quite compatible for events with the invariant mass of the b -jet system in the range of interest. After requiring jet-veto, important for selection of the WH channel to suppress the $t\bar{t}$ background, the ME predictions agree with the PS ones in the mass range of interest. The numbers in this table illustrate that the slope of the invariant mass distribution of the b -jet system and jet multiplicities is quite different for different simulation approaches.

For the sake of the evaluation consistency, factorisation/renormalisation energy scale $Q^2 = m_W^2$ was used throughout the ME and PS event generation. The factorisation/renormalisation scale dependence for this process is of the order of 20% at most, which was estimated by using a range of different definitions of the energy scale implemented in [6].

The fact that the overall normalisations differ, one can naively interpret as an effect indicating that the *effective* cascade branching into heavy flavour quarks is more intense in PS events, quantitatively by almost a factor of 1.5-2.5 higher. The feature was discussed in more detail in [9], the conclusions being that it rather reflects a sum of several effects, not just a simple enhancement in the effective cascade branching.

In Fig. 2 the distributions relevant for the experimental analyses are plotted for events with two reconstructed b -jets and one tagged lepton. One can observe that there is a significant difference in the predicted cone separation

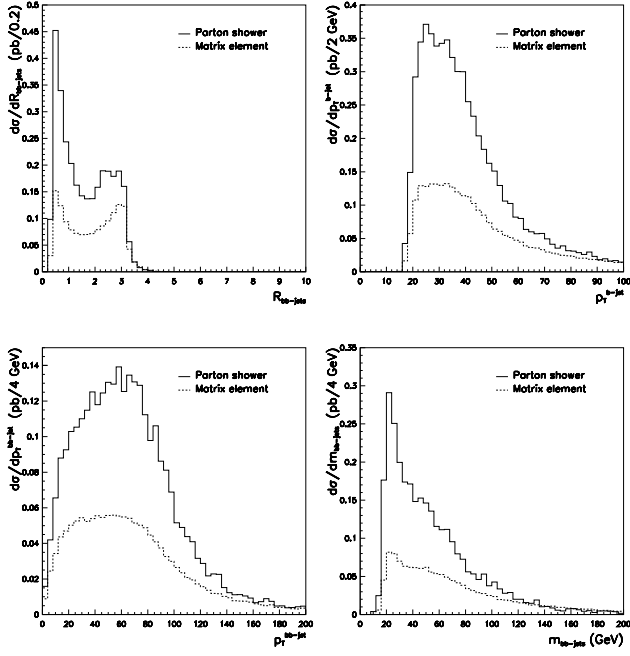


Fig. 2. *Top: the cone separation between b-jets, transverse momenta of the individual b-jets; Bottom: transverse momenta of the b-jet system and the invariant mass distribution of the b-jet system. Solid line denotes the PS events, the dashed one ME events.*

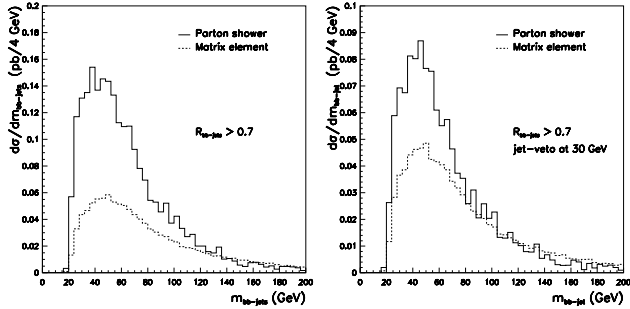


Fig. 3. *The invariant mass distribution after gradually adding selection requirements is shown. Solid line denotes the PS events, the dashed one the ME events.*

between the b-jets, the $R_{bb-jets}$ ¹. The parton shower approach predicts more events with a small cone separation. These events can be rejected if a threshold on that separation is required. In fact, they are not contributing to the higher range of the invariant mass of the b-jet pair. As expected, the shapes of the transverse momenta of the individual b-jets and of the b-jet system are also harder for the ME events. Quite different is the slope of the invariant mass distribution of the b-jet system; for PS events

¹ Cone separation is calculated as the separation in the plane of pseudorapidity (η) and azimuthal angle (ϕ), the $R_{bb-jets} = \sqrt{(\Delta\phi_{bb-jets})^2 + (\Delta\eta_{bb-jets})^2}$.

the distribution falls down more rapidly for higher masses. In Fig. 3 the invariant mass distribution after gradually adding selection requirements is drawn. A better agreement is observed when a large cone separation between b-jets and the jet-veto on the additional jets are required. This could be explained by the fact that after these requirements the topology of PS events comes closer to the ME one. As the ME events exhibit lower average multiplicity for reconstructed jets than the PS events, the latter are suppressed stronger by the jet veto requirement and thus give cross-section predictions which are even lower than the ones for ME events. The invariant mass distribution for ME events however remains harder than the one for PS events. Please also note the effect of imposing $R_{bb-jets} > 0.7$ on the shape of the invariant mass distribution of the b-jet system, which shifts the distribution maximum to about 40-60 GeV (compare Fig. 2 and 3).

More detailed discussions on the quantitative differences between PS and ME approaches for the $q\bar{q} \rightarrow W(\rightarrow \ell\nu)g(\rightarrow b\bar{b})$ process can be found in [9].

3 The $Zb\bar{b}$ irreducible background

In this section the estimates for the irreducible $Zb\bar{b}$ background to the Higgs boson searches in the ZH production, followed by the $H \rightarrow b\bar{b}$ decay, are discussed. The evaluation is based on two simulation approaches, ME and PS, as specified below:

- **ME:** Use the $2 \rightarrow 4$ matrix element for $gg, q\bar{q} \rightarrow Z/\gamma^*(\rightarrow \ell\bar{\ell})b\bar{b}$ process as implemented in AcerMC. The $\sigma \times BR = 26.2$ pb for single leptonic flavour Z/γ^* decay and for the invariant mass of the lepton pair above 60 GeV. This matrix element represents lowest order contribution to the $\ell\bar{\ell}b\bar{b}$ final state. The initial (ISR) and final state radiation (FSR) is simulated with parton shower of PYTHIA, followed by hadronisation to complete the event generation.
- **PS:** Use the $2 \rightarrow 1$ matrix element for $q\bar{q} \rightarrow Z/\gamma^*$ process as implemented in PYTHIA, followed by the ISR. The $\sigma \times BR = 1640$ pb for single lepton flavour decay and invariant mass of the lepton pair above 60 GeV. Gluon splitting in the ISR partonic cascade is the source of b-quarks in the event. The implementation of this process includes ISR/FSR modeled with an improved parton shower approach [12], [13] which integrates some higher-order corrections.

The study begins by comparing differential distributions of the Z-boson transverse momenta for both simulation approaches, see Fig. 4, after requiring reconstructed leptons and jets (b-jets) in the final state. With the generation threshold for the invariant mass of the lepton pair at 60 GeV, the studied events are dominated by the on-shell Z-boson exchange.

Contrary to the $Wb\bar{b}$ case, the slopes of the p_T^Z distributions in the ME and PS events are very different; the ME events are found to be much harder. One should remember that there are several topologies of the Feynman diagrams

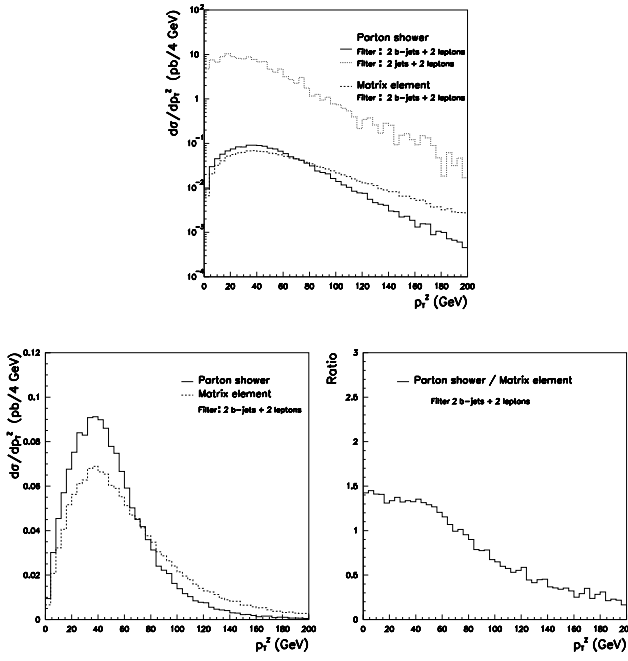


Fig. 4. The transverse momenta of the Z-boson. Solid line denotes the PS events, dashed one the ME events. Events were filtered as specified in the figure.

Table 2. Cross-section for the $gg, q\bar{q} \rightarrow \ell\bar{\ell}b\bar{b}$ ME and $q\bar{q} \rightarrow Z/\gamma^* \rightarrow \ell\bar{\ell}$ PS events with $Z/\gamma^* \rightarrow \ell\bar{\ell}$ decay (single flavour). Throughout the study the mass of the lepton-pair is required to be above 60 GeV. Efficiencies for b-tagging and lepton identification are not included, only the efficiencies for jet reconstruction and b-jet tagging are taken into account.

Selection	$gg, q\bar{q} \rightarrow \ell\bar{\ell}b\bar{b}$ ME	$q\bar{q} \rightarrow Z/\gamma^* (\rightarrow \ell\bar{\ell})$ PS
Generated: $\sigma \times BR$	26.2 pb	1640 pb
Two b-jets + two leptons	1.70 pb	1.62 pb
$m_{\ell\bar{\ell}} = m_Z \pm 10$ GeV	1.54 pb	1.48 pb
$m_{bb-jets} =$ 100 – 140 GeV	0.28 pb	0.31 pb

leading to the $\ell\bar{\ell}b\bar{b}$ final state, see e.g. [6], the dominant one being the contribution from the multiphleral topologies of $gg \rightarrow Z/\gamma^*b\bar{b}$ where each gluon splits into a $b\bar{b}$ pair and the $b\bar{b}$ pair originating from different gluons annihilates to produce the Z-boson. This might explain why in this case the universal *improved parton shower approximation* implemented in PYTHIA for $q\bar{q} \rightarrow Z/\gamma^*$ process is not working as well as in the previous case of the $q\bar{q} \rightarrow W$ process and the $\ell\bar{\ell}b\bar{b}$ events.

The overall normalisation prediction of both simulation streams, see Table 2, seems to be in reasonable agreement for $\ell\bar{\ell}b\bar{b}$ events. This agreement remains after requiring lepton-pair and b-jet pair within the mass window, but

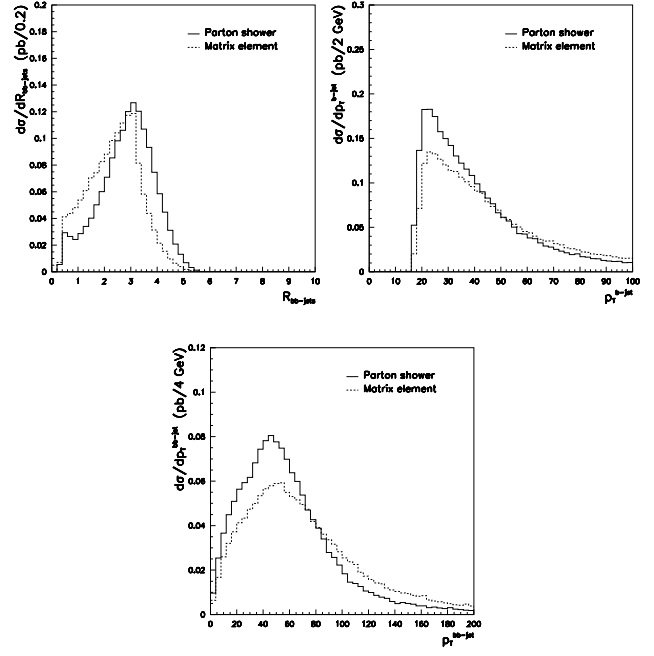


Fig. 5. Distributions of events with two tagged b-jets and a lepton pair with invariant mass around the mass of the Z-boson: The cone separation between b-jets, transverse momenta of individual b-jets, and transverse momenta of the b-jet system. Solid line denotes the ME events, the dashed one the PS events.

would deteriorate if experimental analysis became sensitive to the hard tail of the p_T^Z distribution. In both generation approaches the factorisation/renormalisation energy scale $Q^2 = m_Z^2$ was used. Also in this case, the variation of the cross-section with the factorisation/renormalisation scales implemented in **AcerMC** is less than 20%.

In Fig. 5 the distributions relevant for the experimental analyses are drawn. One can observe that, contrary to the previous case, there is no significant difference in the cone separation between b-jets ($R_{bb-jets}$) distribution. In both simulation approaches the dominant fraction of events has a b-jet pair with a large cone separation. This marks the topology of $\ell\bar{\ell}b\bar{b}$ process as quite different from $\ell\bar{\ell}b\bar{b}$ events. Furthermore, the shapes of the transverse momenta of the individual b-jets and of the b-jet system are in this case also quite similar (compatible) for ME and PS events.

Surprisingly similar, given the complexity of the topologies introduced by the Feynman diagrams, is the distribution of the invariant mass of the b-jet system in PS and ME events. This is illustrated in Fig. 6. To illuminate this further, Fig. 7 shows the separate ME contributions from the $q\bar{q}$ and gg events to the total invariant mass spectrum of the b-jet system. One sees a distinctly different shape of both components; as expected the $q\bar{q}$ component is very similar to the one of $Wb\bar{b}$ events. Nevertheless, the latter class of events contributes only on the level of 10% to the total.

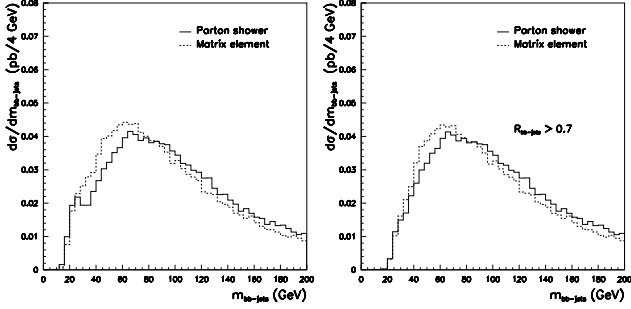


Fig. 6. The distribution of the invariant mass of the b -jet system for events with two b -jets and lepton pair within the Z -boson mass window is shown. Solid line denotes the ME events, the dashed one the PS events.

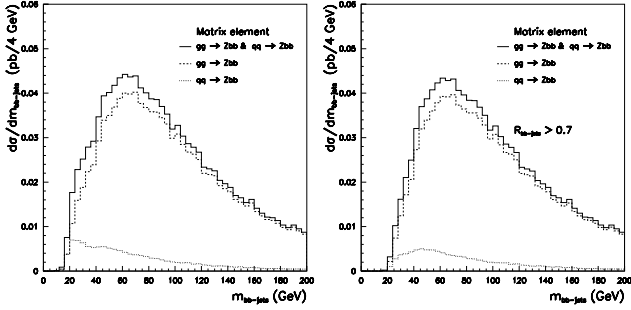


Fig. 7. The distribution of the invariant mass of the b -jet system for events with two b -jets and lepton pair within the Z -boson mass window, generated with ME, is shown. The gg and $q\bar{q}$ components are shown separately.

4 The $t\bar{t}b\bar{b}$ irreducible background

In this section the estimates for the irreducible $t\bar{t}b\bar{b}$ background to the Higgs-boson searches in the $t\bar{t}H$ production, followed by the $H \rightarrow b\bar{b}$ decay, are discussed. Two generation approaches, ME and PS, which lead to the $t\bar{t}b\bar{b}$ final state are considered.

- **ME:** Use the $2 \rightarrow 4$ matrix element for $gg, q\bar{q} \rightarrow t\bar{t}b\bar{b}$ processes as implemented in [6]. For the QCD component the $\sigma \times BR = 2.7$ pb, with leptonic decay (electron or muon) of one W -boson and hadronic decay of the second one, both W bosons being produced in the top decays. For the EW component, $gg, \rightarrow (Z/W/\gamma^* \rightarrow)b\bar{b}$, the $\sigma \times BR = 0.26$ pb. These matrix elements represent the lowest order contribution to the $t\bar{t}b\bar{b}$ final state. The interference between QCD and EW component is not available in the present implementation of [6]. In the numerical evaluation the *central value* of the factorisation scale [17], $Q_{QCD}^2 = (m_t + m_H/2)^2$, with $m_H = 120$ GeV was used for the QCD component and the $Q^2 = m_Z^2$ was used for electroweak one. For this process, as already stressed in [6], different choices of the factorisation scale could lead to the cross-section estimates differing even by factor of four. Event gener-

ation is completed by ISR/FSR and hadronisation as modeled in PYTHIA.

- **PS:** Use the $2 \rightarrow 2$ matrix element for $gg, q\bar{q} \rightarrow t\bar{t}$ process as implemented in PYTHIA, followed by the ISR. The $\sigma \times BR = 189$ pb for leptonic decay (electron or muon) of one W -boson and hadronic decay of the second one, both W bosons being produced in the top decays. Gluon splitting in the ISR/FSR partonic cascade is the source of additional b -quarks in the event. The default factorisation energy scale of PYTHIA 6.2 is used.

There are two classes of processes which lead to the $t\bar{t}b\bar{b}$ final state, the QCD and EW ones; for the corresponding Feynman diagrams see [6]. The PS events, where the hard process is just the top-quark pair production, contribute only the QCD component. Consequently, only the QCD ME component should be directly compared with the PS one.

As an inclusive control distribution the transverse momenta spectra of the top quarks were chosen. Fig. 8 shows that there is quite a good agreement between PS and ME predictions. With the factorisation energy scale used for evaluating the ME predictions the absolute normalisation agrees within 20% and the ratio of the PS and ME distributions is amazingly flat. For other choices of the factorisation energy scale, the ratio would be quite different (see Table with the total cross-sections in [6]), but subsequent checks confirm that the distributions remain very similar.

In the proposed experimental analysis [5] both top-quarks have to be reconstructed and the remaining two b -jets are then considered as possible candidates for the Higgs boson decay products. In the present study this selection procedure was replaced by the tight matching requirements of the b -jets and their partonic origin. These lead to a very clean separation between b -jets originating from the top-quarks and those which are not. In what follows only the distributions of the b -jets which are not identified as originating from the top-quark decays are considered.

In Table 3 the expected total cross-sections and the cross-sections after simplified event selection are given. The EW ME component is on the level of 10% of the total ME cross-section and on the level of 25% of all ME events accepted in the mass window. The fact that the resonant electroweak background is not negligible makes the prospects for the observability more difficult, especially for the Higgs boson masses closer to the mass of the Z -boson. This mass range has been already excluded for the SM Higgs boson [3], but for the MSSM scenarios is still in the region of a possible discovery [4]. While resonant EW component was estimated some time ago as negligible in [2]², the non-resonant EW component was to our knowledge not considered prior to this study. It is clear that the evaluation presented in [2] should be now revised to include the EW background properly.

² It was the consequence of the implementation for the $Q\bar{Q}Z$ process in PYTHIA 5.7 generator used at that time, which was not evaluating the total cross-section correctly.

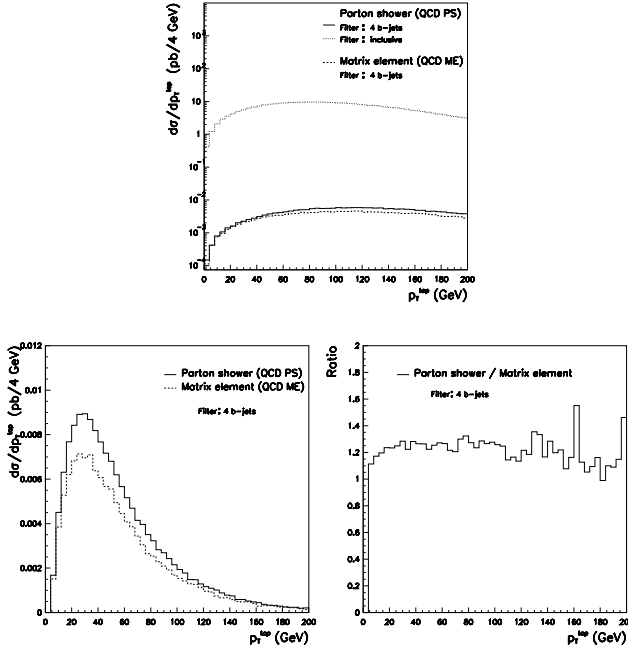


Fig. 8. The transverse momenta of the top-quarks. Solid line denotes QCD PS events, dashed line the QCD ME events. Events were filtered as indicated on the plots.

Table 3. Cross-sections for the QCD $gg, q\bar{q} \rightarrow t\bar{t}b\bar{b}$, and EW $gg \rightarrow t\bar{t}b\bar{b}$ and QCD $gg, q\bar{q} \rightarrow t\bar{t}$ production PS with one W -boson from top-quark decaying leptonically (electron or muon), and the other one hadronically.

Selection	$gg, q\bar{q} \rightarrow t\bar{t}b\bar{b}$ (QCD ME)	$gg \rightarrow t\bar{t}b\bar{b}$ (EW ME)	$gg, q\bar{q} \rightarrow t\bar{t}$ (QCD PS)
Generated: $\sigma \times BR$	2.7 pb	0.26 pb	189 pb
4 b-jets + 1 lepton + 2 jets	0.123 pb	0.014 pb	0.145 pb
$m_{bb-jets} =$ 100–140 GeV	0.013 pb	0.003 pb	0.014 pb

In Fig. 9 the distributions relevant for the experimental analyses, simulated with QCD ME and PS simulation approaches, are drawn. One can observe some differences within the expected cone separation between b-jets, $R_{bb-jets}$. In both simulation approaches the dominant fraction of events has the b-jet pair with a small cone separation. Quite different are the shapes of the transverse momenta of individual b-jets and of the b-jet system. In particular, the distribution of the transverse momenta of the b-jet system is much harder in the ME events than in the PS events. Nicely enough, the shape of the invariant mass distribution of the b-jet system is quite similar in the relevant mass range, see Fig. 10. Moreover, the normalisations are in a satisfactory agreement in the relevant mass

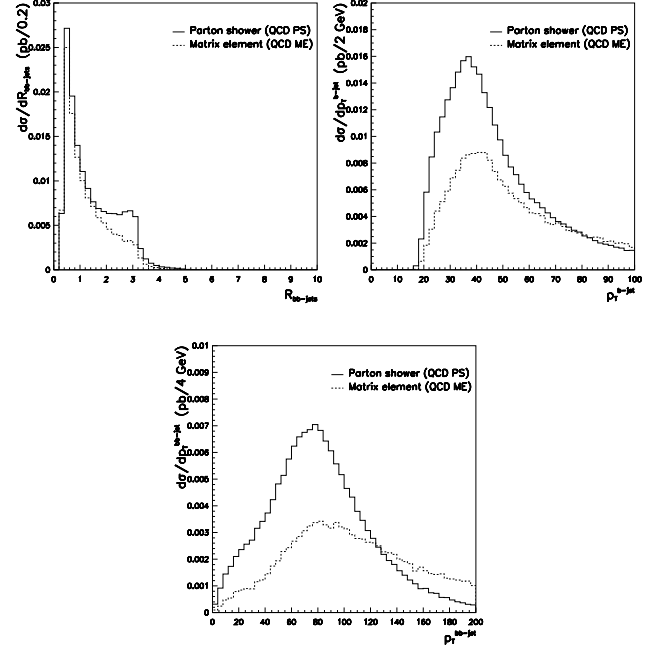


Fig. 9. For events with four b-jets, isolated lepton and at least two light jets, the distributions for b-jets not originating from top-quark decays are drawn. Top: The cone separation between b-jets, transverse momenta of individual b-jets; Bottom: transverse momenta of the b-jet system. Solid line denotes the events generated with QCD ME for $t\bar{t}b\bar{b}$ production, the dashed one the ones with QCD PS.

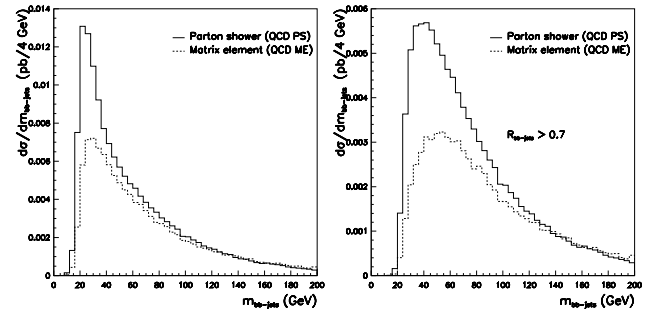


Fig. 10. For events with four b-jets, isolated lepton and at least two light jets the invariant mass of the b-jet system for b-jets not originating from top-quark decays is drawn. Solid line denotes the events generated with QCD ME for $t\bar{t}b\bar{b}$ production, the dashed one the events generated by QCD PS.

range, for lower masses the PS predictions are exceeding the ME ones.

So far only the comparison between ME and PS predictions for the QCD $t\bar{t}b\bar{b}$ events was discussed. The EW component can at present only be simulated with the ME implemented in *AcerMC*. The implementation gives a possibility to estimate either only the resonant part, the $gg, q\bar{q} \rightarrow t\bar{t}Z/\gamma^* \rightarrow b\bar{b}$ decay, or to explore the full EW contribution, namely the process

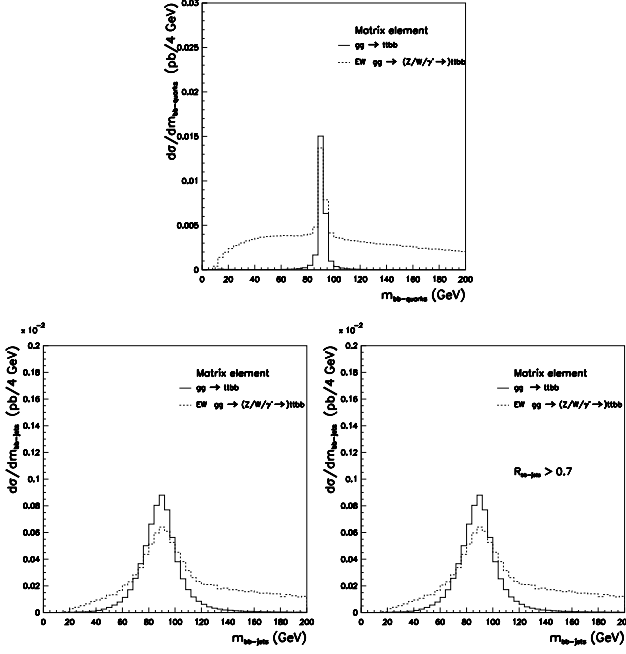


Fig. 11. Invariant mass of the b -quarks system (top plot) and b -jet system (bottom plots) in EW ME $gg \rightarrow t\bar{t}Z(\rightarrow b\bar{b})$ and EW ME $gg \rightarrow (Z/W/\gamma^*) \rightarrow t\bar{t}b\bar{b}$ events. The distributions are plotted only for b -quarks (resp. b -jets) originating in the hard process.

$gg \rightarrow t\bar{t} \rightarrow (Z/W/\gamma^*) \rightarrow b\bar{b}t\bar{t}$. An implementation of the $q\bar{q} \rightarrow t\bar{t} \rightarrow (Z/W/\gamma^*) \rightarrow b\bar{b}t\bar{t}$ is still missing, but will very likely contribute no more than 10-20% of the total EW background (assuming the same ratio as for QCD $q\bar{q}$ and gg contributions).

Fig. 11 shows the respective invariant mass distributions of the b -quark pair (left plot) and the b -jet pair (middle and right plots) not originating from top-quark decays in reconstructed $t\bar{t}b\bar{b}$ events, as estimated with either full or with only resonant EW ME processes. The presence of the flat non-resonant component, which is quite substantial with respect to the resonant one, is rather evident. One can also clearly see how the shape of the EW background is smeared when going from b -quark distribution to b -jet distribution.

Finally the QCD and EW component of the ME simulation chain are added together. Fig. 12 again shows the respective invariant mass distributions of the b -quark pair (top plot) and b -jet pair (bottom plots) in reconstructed $t\bar{t}b\bar{b}$ events. Also shown separately are the QCD $gg \rightarrow t\bar{t}b\bar{b}$, QCD $q\bar{q} \rightarrow t\bar{t}b\bar{b}$ and EW $gg \rightarrow (Z/W/\gamma^*) \rightarrow t\bar{t}b\bar{b}$ components. The EW component contributes around 20-25% of the QCD one in the mass range of interest.

It is crucial to notice that the EW component produces a resonant structure above the non-resonant QCD+EW. This will make a discovery of MSSM light Higgs in the $t\bar{t}b\bar{b}$ channel, with the mass between 95-110 GeV, even more difficult than assumed in [2]. One should however keep in mind that the relative contribution of QCD and EW

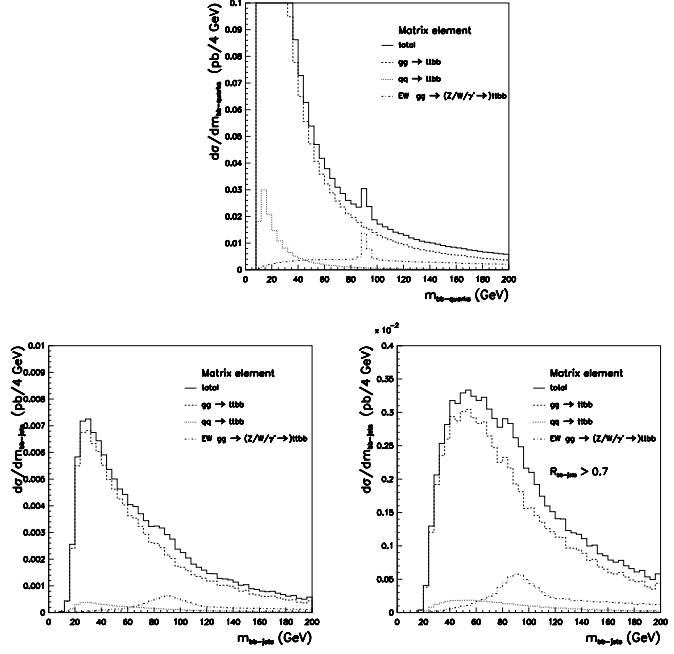


Fig. 12. Invariant mass of the b -quarks system (top plot) and b -jet system (bottom plots) in QCD ME and EW ME events. The distributions are plotted only for b -quarks (resp. b -jets) originated from the hard process.

components strongly depends on the chosen factorisation scale, see [6], and will thus require very good theoretical understanding before the signal observability could be claimed at LHC in this channel.

5 Conclusions

In this paper a quantitative comparison between matrix element (ME) and parton shower (PS) approaches for generating key irreducible backgrounds to the light Higgs boson searches at LHC with multi- b -jet final states was presented. Three processes were discussed: the $Wb\bar{b}$, $Zb\bar{b}$ and $t\bar{t}b\bar{b}$ production. The AcerMC Monte Carlo generator was used for simulating ME events while PYTHIA 6.2 was used for simulating PS events.

- For the $Wb\bar{b}$ background there is a reasonable agreement of p_T^W spectra in $l\bar{l}b\bar{b}$ events. Expected rates are however almost 1.5-2.5 higher in PS simulation. This enhancement comes mostly from configurations where b -jets are very close. Requiring large cone separation between b -jets and vetoing events with additional jets brings the ME estimates to be in acceptable agreement for the relevant invariant mass range of the b -jet system.
- For the $Zb\bar{b}$ background the PS approach is clearly underestimating the hardness of the tail of the p_T^Z spectra. This is due to the dominant contribution from the multiphase Feynman diagrams, not reproduced well even with an *improved parton shower* implementation

in **PYTHIA**. The distributions of the invariant mass of the b-jet system and their normalisations are in reasonable agreement.

- There are two components of the $t\bar{t}b\bar{b}$ background, the QCD and EW ones. Only the QCD component can be simulated with the PS approach. For QCD PS and QCD ME events there is a relatively good agreement in the shape and normalisation of the invariant mass distribution of the b-jet system. The transverse momenta distribution of that system is however much harder in ME events. The EW ME component is not negligible and leads to the resonant structure in the total QCD+EW background. This would make observability of the mass range around the Z-boson mass more difficult than hoped so far.

It is quite evident that well understood theoretical predictions for these processes will provide the key for establishing the Higgs signal observability; it is however difficult to draw universal conclusions from the comparisons presented above. Therefore, it is rather encouraging that the PS and LO ME predictions are not very far off. The 50% differences e.g. for $Wb\bar{b}$ events in the overall normalisation are still within expected uncertainties for this type of background estimates. It would nevertheless be very important to perform a similar comparison with NLO ME predictions. Such implementations are already becoming available for $Wb\bar{b}$ events [18] and $Zb\bar{b}$ events [19]. Nevertheless, at the time of the studies presented here, they were still not in the form allowing for straightforward applicability.

Given several possible tunings of the parton shower model as presently available in **PYTHIA**, one could probably easily improve further on the agreement between both approaches. The framework prepared in **AcerMC** generator could well be a nice tool for such a tedious task. It is however not clear, that the parameters should be tuned in a way to make the PS predictions agree with the ME ones. Rather, an enhanced theoretical understanding for which applications the PS or ME predictions are more credible and why should be achieved first. We hope that the results presented here could contribute to such discussions.

Indeed, most of the ME/PS comparison studies so far concentrated predominantly on soft gluon emissions and/or NLO effects, where the hard processes under study are very simple and/or unproblematic (e.g. Drell-Yan Z boson production, $t\bar{t}$ production etc. . .), whereas this study was concentrated on the limiting case of processes involving either a large set of diagrams (from ME viewpoint) or quite hard gluon emission (from PS viewpoint). The latter case might be even more problematic since the soft (NLO) effects have already been (to some extent) properly incorporated into the PS algorithms [12,13] whereas the hard gluon radiation (at high p_T) is a feature that might be supposed not to work really well under PS approach by virtue of GLAP equations [20] and has received relatively little study so far. An additional point to support this claim is that the fiducial kinematic cuts applied in the above studies, which were chosen to reflect the cuts that will be applied in the future experimental analyses,

to a certain extent suppress the soft (NLO) effects (e.g. cuts on minimal p_T , minimal cone separation etc.). This makes the discrepancies in the hard process description the focal point of attention.

The issue of establishing a consistent procedure for the appropriate Monte Carlo generation [21] is crucial as the *complete* evaluation of the expected background should include its estimates for both irreducible and reducible³ components [5]. Quantifying the discrepancies between the ME and PS simulation approaches is important because it indicates what could be the expected systematic bias on the evaluation of the reducible backgrounds. The fact that PS and ME predictions are not very far off in the discussed cases of the irreducible backgrounds is also encouraging for using PS approach for simulating their reducible components.

Results from the presented studies thus give us a stronger confidence in using the PS approach for simulating the *complete* backgrounds. The ME approach alone would be not sufficient but is nevertheless very valuable for quantifying the uncertainties of the PS approach in case of the irreducible background components. The results however also indicate that (for obvious reasons) the PS approach alone is also not without its shortcomings. Some contributions, like e.g. the full EW $t\bar{t}b\bar{b}$ can presently not be covered by the PS algorithms. One should thus definitely aim for having both approaches available in a form which is straightforward to use in the experimental analyses with a clear theoretical understanding of their individual shortcomings.

This work was performed within the framework of the Higgs Working Group of the ATLAS Collaboration. We are grateful to all our colleagues for the inspiring atmosphere and several very valuable discussions. We have used a simplified version of the fast simulation of the ATLAS detector for the quantitative evaluations of the detector responses presented in this paper.

References

1. D. Froidevaux, E. Richter-Was, Z. Phys. **C67** (1995) 213, E. Richter-Was, Acta Phys. Polon. **B31** (2000) 1931.
2. E. Richter-Was and M. Sapinski, Acta Phys. Polon. **B30** (1999) 1001.
3. ALEPH, DELPHI, L3 and OPAL Collaborations, LEP working group for Higgs boson searches, CERN-EP/2001-055, hep-ex/0107029, (2001).
4. ALEPH, DELPHI, L3 and OPAL Collaborations, LEP working group for Higgs boson searches, LHWG note 2001-04, hep-ex/0107030, (2001).
5. ATLAS Collaboration, ATLAS Detector and Physics Performance TDR, Higgs Bosons, ATLAS TDR 15, CERN/LHCC/99-15, 25 May 1999.
6. B. Kersevan and E. Richter-Was, *The Monte Carlo event generator AcerMC version 1.0 with interfaces to PYTHIA 6.2 and HERWIG 6.3*, hep-ph/0201302.

³ 'Reducible' events denote events where one or more jets without heavy-flavour content are misidentified as b-jets

7. T. Sjostrand et al., *High energy physics generation with PYTHIA 6.2*, preprint LU TP 01-21, eprint hep-ph/0108264.
8. G. Marchesini et al., Comp. Phys. Commun. **67** (1992) 465, G. Corcella et al., JHEP **0101** (2001) 010.
9. B. Kersevan and E. Richter-Was, *What is the $Wb\bar{b}$ background at LHC?...*, ATLAS Internal Note, ATL-COM-PHYS-2001-032 (2001).
10. E. Richter-Was, D. Froidevaux and L. Poggioli, ATLAS Internal Note ATL-PHYS-98-131 (1998).
11. H. L. Lai et al, Eur. Phys. J. **C12** (2000) 375-392.
12. G. Miu and T. Sjostrand, Phys. Lett. **B449** (1999) 313.
13. E. Norrbin and T. Sjostrand, Nucl. Phys. **B603** (2001) no.1-2, 297-342.
14. F. Hautmann Int. J. Mod. Phys., **A16** (2001) , 238-241.
15. C. Balasz, J. Huston and I. Puljak, Phys.Rev. **D63** (2001) no.1, 014021/1-12.
16. S. Catani, F. Krauss, R. Kuhn and B. R. Webber, JHEP 0111:063,2001.
17. W. Beenakker et al., Phys.Rev.Lett. **87** (2001) 201805.
18. R.K. Ellis and S. Veseli, Phys.Rev. **D60** (1999) 011501.
19. J. M. Campbell and R.K. Ellis, Phys.Rev. **D62** (2000) 114012.
20. V.N. Gribov, L.N. Lipatov, Sov. J. Nucl. Phys. **15** (1972) 438.
G. Altarelli, G. Parisi, Nucl. Phys. **B126** (1977) 298.
21. R. D. Field, hep-ph/0201112 ; UF-IFT-HEP-2001-25 (2002).