

# TESTING THEORIES OF FERMION MASSES

STUART RABY

*Department of Physics, The Ohio State University, 174 W. 18th Ave., Columbus,  
OH 43210*

*E-mail: raby@pacific.mps.ohio-state.edu*

The origin of quark and lepton masses is one of the outstanding problems of physics. As the experimental data becomes more and more accurate, testing theories of fermion masses requires greater care. In this talk we discuss a theoretical framework for testing those theories with a high energy desert. It is only with precision tests that we can hope to narrow the set of viable, beyond the standard model theories.

## 1 Theoretical framework : top - down approach

We consider theories in four dimensions with a high energy desert up to a physical threshold  $M^*$  with  $M_{pl} \geq M^* \geq M_G$ , the GUT scale. Above  $M^*$  we assume a fundamental theory (such as string theory) from which the effective low energy theory is derived with boundary conditions at  $M^*$ . Below  $M^*$  we have two possibilities -

- $M^* \gg M_G$  and we have a SUSY GUT below. In this case, the relevant boundary conditions for low energy phenomenology are defined at  $M_G$ .
- Or we have the minimal SUSY spectrum below  $M^*$  with relevant boundary conditions there.

The latter possibility is the default when talking of string unification. I focus on the former possibility in the rest of this talk.

### 1.1 SUSY GUT with boundary conditions at $M_G$

In this case we have three types of boundary conditions specifying the parameters for gauge couplings, Yukawa couplings and soft SUSY breaking at  $M_G$ .

- **Gauge couplings**  $\alpha_i = \alpha_G$  for  $i = 1, \dots, 3$ .

This is a tree level relation in a GUT. A good fit to the low energy data already requires one loop threshold corrections; hence these corrections, predominantly from the GUT breaking and Higgs sectors of the theory, are observable and thus constrain GUTs.

- **Yukawa couplings**

Schematically we assume

$$Y = \begin{pmatrix} 0 & \epsilon' & 0 \\ \epsilon' & \epsilon & \epsilon \\ 0 & \epsilon & 1 \end{pmatrix}$$

where  $\epsilon$ ,  $\epsilon'/\epsilon$  are small parameters. One generally (with or without GUTs) assumes some family symmetry; whether it is a permutation, U(1), or non-abelian SU(2), SU(3), or discrete non-abelian symmetry D(3). Family symmetries are needed for several reasons:

- they reduce the number of fundamental parameters;
- they can explain the hierarchy of fermion masses;
- they can suppress flavor violation, such as  $\mu \rightarrow e\gamma$ ;
- they are necessary to suppress dimension 5 baryon number violating operators responsible for nucleon decay, i.e. they explain the small Yukawa-like couplings appearing in these dimension five operators. Or they can be used (in theories without GUTs) to forbid, with U(1) or baryon parity, dimension 5 baryon number violating operators all together;
- and they can eliminate any other undesirable effects of Planck scale physics.

In general, there are three Yukawa matrices given by

$$Y_k = \begin{pmatrix} 0 & D_k \epsilon' & 0 \\ \hat{D}_k \epsilon' & C_k \epsilon & B_k \epsilon \\ 0 & \hat{B}_k \epsilon & A_k \end{pmatrix}$$

with ( $k = u, d, e$ ). The parameters  $A, B, \hat{B}, C, D, \hat{D}$  are arbitrary, order one complex coefficients; fit to the data.

- **SUSY breaking**

For example, in the CMSSM we have  $m_0, M_{1/2}, A_0, \tan\beta, \text{sign}(\mu)$ . In other SUSY breaking scenaria (such as, GMSB, AMSB,  $\tilde{g}$ MSB, ... ) we have a different set of SUSY breaking parameters. The main point is that simple mechanisms for SUSY breaking have a small number of arbitrary parameters; hence they can be predictive.

## 2 Precision Electroweak Data : including fermion masses and mixing angles

The precision electroweak data for testing theories beyond the standard model includes, in addition to the electroweak data used for testing the standard model, fermion masses and mixing angles.

- SM (CMSSM) Precision Data

$$\begin{aligned}
 M_Z &= 91.188 \quad (0.091) & M_W &= 80.419 \quad (0.080) \\
 G_\mu \cdot 10^5 &= 1.1664 \quad (0.0012) & \alpha_{EM}^{-1} &= 137.04 \quad (0.14) \\
 \alpha_s(M_Z) &= 0.1181 \quad (0.002) & \rho_{new} \cdot 10^3 &= -0.20 \quad (1.1) \\
 B(b \rightarrow s\gamma) \cdot 10^4 &= 2.96 \quad (0.35)
 \end{aligned}$$

- BSM Precision Data

$$\begin{aligned}
 M_t &= 174.3 \quad (5.1) & m_b(m_b) &= 4.20 \quad (0.20) \\
 M_b - M_c &= 3.4 \quad (0.2) & m_c(m_c) &= 1.25 \quad (0.10) \\
 m_s(2\text{GeV}) &= 110 \quad (35) & m_d/m_s &= 0.050 \quad (0.010) \\
 Q &= 22.7 \quad (0.8) \\
 M_\tau &= 1.777 \quad (0.0018) & M_\mu &= 0.10566 \quad (0.00011) \\
 M_e \cdot 10^3 &= 0.5110 \quad (0.00051) \\
 |V_{us}| &= 0.2196 \quad (0.0023) & |V_{cb}| &= 0.0402 \quad (0.0019) \\
 |V_{ub}/V_{cb}| &= 0.090 \quad (0.025) \\
 \epsilon_K \cdot 10^3 &= 2.28 \quad (0.013) & \hat{B}_K &= 0.85 \quad (0.15)
 \end{aligned}$$

I have included only a subset of the SM precision data. This is the subset we have used in our analysis <sup>1</sup>. Instead of the complete set of standard model data we have added the thirteen observables associated with charged fermion masses and mixing angles. With regards to the BSM precision data,  $M(m)$  refer to pole ( $\overline{MS}$  running) masses.  $M_b - M_c$  has smaller theoretical uncertainties than  $m_c(m_c)$ . This is because one can use HQEFT to relate the difference to  $M_B - M_D$  with renormalon effects cancelling. Hence we have used the former rather than the latter.  $Q$  is the Kaplan- Manohar- Leutwyler ellipse parameter defined by

$$\frac{m_u^2}{m_d^2} + \frac{1}{Q^2} \frac{m_s^2}{m_d^2} = 1.$$

Note, this is the best known relation among the three light quark masses. The experimental results  $X_k^{exp}(\sigma_k)$  are given above. These are for the most

part taken from the PDG 2000. We have however used only the lower half of the PDG range for  $m_s$ ; as suggested by recent lattice results. Finally, in those cases where the experimental uncertainty is less than 0.1% we assume a numerical error of 0.1% for  $\sigma_k$ . We then define a  $\chi^2$  function given by

$$\chi^2 = \sum_{k=1}^N (X_k^{exp} - X_k^{th})^2 / \sigma_k^2.$$

### 2.1 Global $\chi^2$ fits

We fit the data by minimizing the  $\chi^2$  function using the program Minuit. For the most part, the parameters we vary are defined at the GUT scale, except for  $\mu$  and  $\tan\beta$  defined at  $M_Z$ . We choose boundary conditions at  $M_G$  given by

- $\alpha_1 = \alpha_2 \equiv \alpha_G$ ,  $\alpha_3 = \alpha_G (1 + \epsilon_3)$  (where  $\epsilon_3$ , parametrizing the one loop threshold corrections to gauge coupling unification, is a free parameter);
- a model dependent parametrization of Yukawa couplings; and
- soft SUSY breaking parameters which we take to be universal squark and slepton masses -  $m_{16}$ , universal gaugino masses -  $M_{1/2}$ , universal cubic scalar coupling -  $A_0$ , non-universal  $H_u$ ,  $H_d$  masses,  $\mu$  and  $\tan\beta(M_Z)$ .

We use two loop renormalization group running from  $M_G$  to  $M_Z$  within the MSSM. We include one loop threshold corrections to fermion masses and electroweak observables at  $M_Z$ . Below  $M_Z$  we use 3 loop QCD + 1 loop QED running. Electroweak symmetry breaking is obtained self-consistently using the one loop improved Higgs potential, including  $m_t^4$  and  $m_b^4$  corrections with an effective 2 Higgs doublet model defined below  $M_{stop}$ <sup>2</sup>. Finally the  $\chi^2$  function includes (for three families) 20 low energy observables.

Our analysis is in the same spirit as the global fits of the standard model (or MSSM) to precision electroweak data<sup>3</sup>, although we use only a subset of the electroweak data. In the rest of this talk I focus on our recent analysis<sup>4</sup>, including only the third generation quark and lepton masses.

### 3 SO(10) Yukawa unification for third generation and threshold corrections at $M_Z$

In the simplest version of  $SO_{10}$  the Yukawa couplings for the third generation are all equal at  $M_G$ , i.e.  $\lambda_b = \lambda_t = \lambda_\tau = \lambda_{\nu_\tau} = \lambda$ . The low energy values of the top, bottom and  $\tau$  couplings depend solely on the value of  $M_G$ ,  $\alpha_G$  and  $\lambda$ . The first two are already fixed by gauge coupling unification, hence we need only one low energy observable to fix  $\lambda$ . We use the ratio  $m_b/m_\tau$ . We

then use  $m_\tau = \lambda_\tau \frac{v}{\sqrt{2}} \cos\beta$  to fix the value of  $\beta$ ;  $v$  is fixed by electroweak data. Finally we obtain one prediction for  $m_t = \lambda_t \frac{v}{\sqrt{2}} \sin\beta \sim 170 \pm 20$  GeV <sup>5</sup>.

### 3.1 Weak scale threshold corrections - large $\tan\beta$

This beautiful result is however spoiled by potentially large weak scale threshold corrections proportional to  $\tan\beta$  <sup>6</sup>. By far the largest corrections come from SUSY mass insertions given by  $\delta m_b \sim \delta m_b^{\tilde{g}} + \delta m_b^{\tilde{\chi}}$  where  $\delta m_b^{\tilde{g}} \propto \frac{\mu m_{\tilde{g}} \tan\beta}{m_{\tilde{b}}^2}$  and  $\delta m_b^{\tilde{\chi}} \propto \frac{\mu A_t \tan\beta}{m_{\tilde{t}}^2}$ . These corrections can be as large as  $\sim 50$  %; however good fits require  $\delta m_b < -2\%$ .

Note that when  $\delta m_b^{\tilde{g}} > 0$  ( $\mu > 0$ , in our convention), then  $\delta m_b^{\tilde{\chi}} < 0$ . Recent data favors  $\mu > 0$ . For example, the process  $b \rightarrow s\gamma$  is obtained by similar graphs with a photon insertion. In this case the chargino term typically dominates and has opposite sign to the SM and charged Higgs contributions for  $\mu > 0$ , thus reducing the branching ratio. This is a good thing, since the standard model plus charged Higgs contribution is typically larger than the experimental value. Thus  $\mu < 0$  is **problematic**. Also the sign of the SUSY contribution to the anomalous magnetic moment of the muon is correlated with the sign of  $\mu$ . Recent BNL results favor  $\mu > 0$  <sup>7</sup>.

Pierce et al. <sup>8</sup> and Baer et al. <sup>9</sup> find Yukawa unification only when  $\delta m_b^{\tilde{g}} < 0$  and hence poor fits for  $b \rightarrow s\gamma$ . On the other hand we find good fits for  $\delta m_b^{\tilde{g}} > 0$  <sup>1</sup>. What is going on?

In the past, we have neglected the small “wavefunction renormalisation” corrections to  $\delta m_b$ . These corrections,  $\delta m_b^{\log}$ , are not proportional to  $\tan\beta$  nor to  $A_t$  or  $m_{\tilde{g}}$ . They are only logarithmically dependent on SUSY particle masses. They are however positive and about 6%. They thus have to be cancelled in order to find good fits to the bottom mass. Note, the corrections to the top and  $\tau$  mass are small. In the present analysis <sup>4</sup> we include all one loop threshold corrections <sup>8</sup> to quark, charged lepton masses and electroweak observables.

*We find Yukawa unification possible only in a narrow region of soft SUSY breaking parameter space.*

In this region of parameter space with large  $\tan\beta$  we need large  $m_{16}$ ,  $A_0$  and smaller  $\mu$ ,  $M_{1/2}$ . A large negative value of  $A_0$  serves two purposes:

- it enhances the chargino contribution and
- it induces large splitting between  $\tilde{t}_1 - \tilde{t}_2$ .

Both effects go towards enhancing  $\delta m_b^{\tilde{\chi}}$  compared to  $\delta m_b^{\tilde{g}} + \delta m_b^{\log}$ . In addition large values of  $m_{16}$  enable the largest possible splitting of  $\tilde{t}_{1,2}$  while

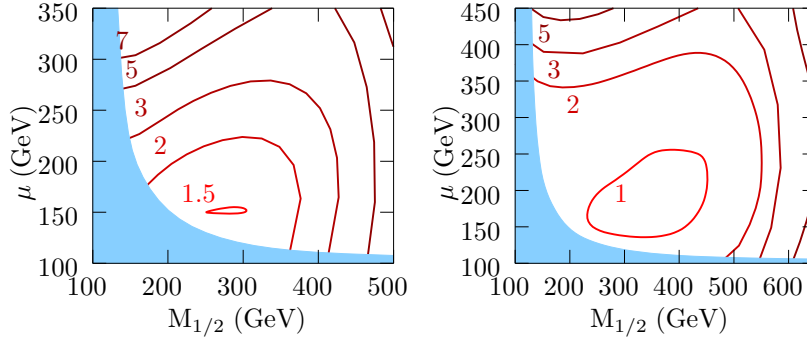


Figure 1.  $\chi^2$  contours for  $m_{16} = 1500$  GeV (Left) and  $m_{16} = 2000$  GeV (Right). The shaded region is excluded by the chargino mass limit  $m_{\chi^+} > 103$  GeV.

maintaining a positive stop mass squared.

This range of parameters is however consistent with electroweak symmetry breaking only if the  $H_u$ ,  $H_d$  masses are split. We have considered two possible ways of splitting the Higgs masses we refer to as  $D_X$  term splitting and universal scalar masses.

#### $D_X$ splitting

In this case we have  $m_{(H_u, H_d)}^2 = m_{10}^2 \mp 2 D_X$ ,  $m_{(Q, \bar{u}, \bar{e})}^2 = m_{16}^2 + D_X$  and  $m_{(\bar{d}, L)}^2 = m_{16}^2 - 3D_X$ . Unfortunately, since  $D_X > 0$  we find  $m_b^2 \ll m_t^2$  which is *bad*.

#### Universal scalar masses

In the other case we have  $m_{(H_u, H_d)}^2 = m_{10}^2 \mp 2 \Delta m_H^2$ , and  $m_{(Q, \bar{u}, \bar{e})}^2 = m_{16}^2$ . We now find  $m_t^2 \ll m_b^2$  which is just what is needed, i.e. *good*.

In figure 1 we give contours of constant  $\chi^2$  as a function of  $\mu$ ,  $M_{1/2}$  with  $m_{16} = 1500$  and  $2000$  GeV. All other parameters have been varied in order to minimize  $\chi^2$ . In figure 2 we show  $m_b(m_b)$  and  $\delta m_b$  contours as a function of  $\mu$ ,  $M_{1/2}$  with  $m_{16} = 2000$  GeV. By comparing the two figures, it is clear that  $\chi^2$  is smallest when  $\delta m_b < -2\%$ . The best fits are obtained with  $A_0 \sim -1.9 m_{16}$  and  $m_{10} \sim 1.4 m_{16}$ .

In a more complete theory including all three generations, we would be able to calculate the anomalous magnetic moment of the muon  $a_\mu^{NEW}$  and the proton lifetime. Here we show results obtained in a particular 3 family model (see Blazek, S.R. and Tobe <sup>1</sup>). We find  $a_\mu^{NEW}$  is less than the recent BNL measurement  $a_\mu^{NEW} = 43 \pm 16 \times 10^{-10}$ . <sup>7</sup> In fact  $a_\mu^{NEW}$  decreases with

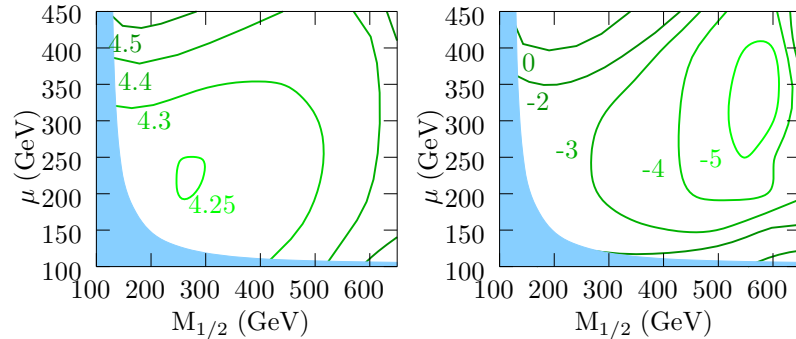


Figure 2. Contours of constant  $m_b(m_b)$ [GeV] (Left) and  $\delta m_b$  in % (Right) for  $m_{16} = 2000$  GeV.

increasing  $m_{16}$ . With a minimum value of  $m_{16} \sim 1200$  GeV, necessary for reasonable fits, we find  $a_\mu^{NEW} \leq 16 \times 10^{-10}$ .

The proton lifetime, on the other hand, increases as  $m_{16}$  increases. It can be consistent with the most recent Super K preliminary results<sup>10</sup>, but only if we allow for the three quark matrix element  $\beta$  between a proton state and the vacuum to be of order  $0.5 \times \beta_{lattice}$ <sup>11</sup>.

#### 4 Conclusion

In conclusion, theories beyond the standard model are strongly constrained by precision electroweak data, which now includes fermion masses and mixing angles. As an example, we have discussed SO(10) Yukawa unification. We find that good fits constrain the soft SUSY breaking parameters to a narrow region given by  $m_{16} \geq 1200$  GeV,  $A_0 \sim -1.9 m_{16}$ , and  $m_{10} \sim 1.4 m_{16}$ . This then implies significant predictions for Higgs and SUSY particle masses. See the talk of R. Dermíšek in these proceedings for further details.

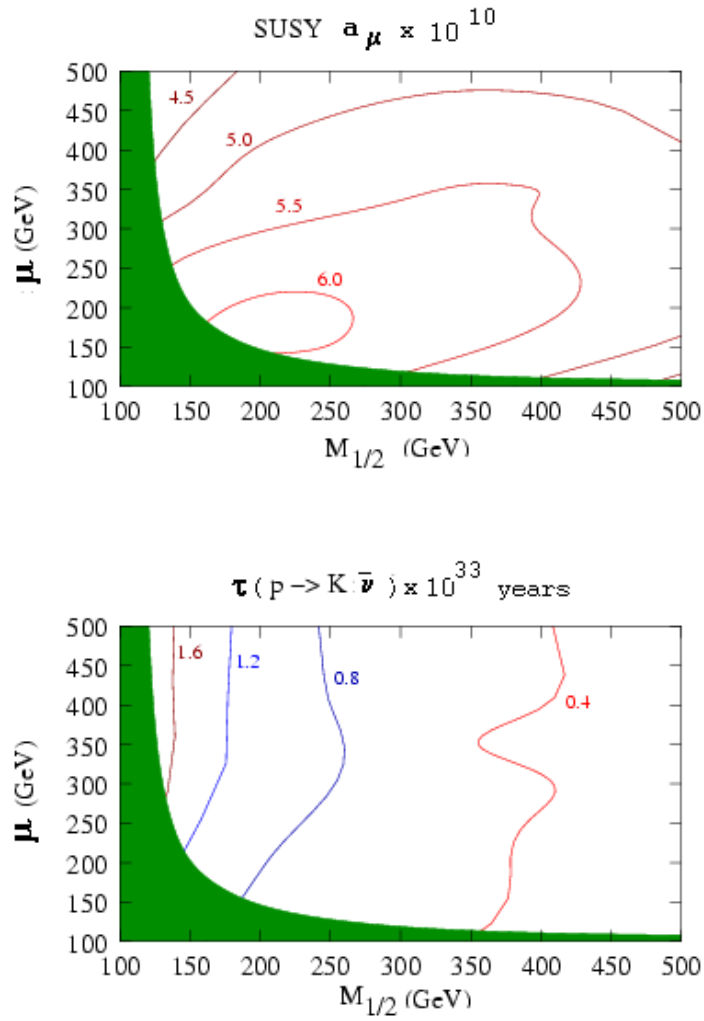


Figure 3:  $a_\mu^{NEW}$  and the proton lifetime plotted as a function of  $\mu$ ,  $M_{1/2}$  for  $m_{16} = 2000$  GeV.

## References



1. T. Blažek, M. Carena, S. Raby and C.E.M. Wagner, *Phys. Rev. D* **56**, 6919 (1997); T. Blažek, S. Raby and K. Tobe, *Phys. Rev. D* **60**, 113001 (1999); *Phys. Rev. D* **62**, 055001 (2000).
2. M. Carena, M. Quiros and C.E.M. Wagner, *Nucl. Phys. B* **461**, 407 (1996)
3. See, for example, W. de Boer et al., *Z. Phys. C* **75**, 627 (1997).
4. T. Blažek, R. Dermíšek and S. Raby, hep-ph/0107097.
5. T. Banks, *Nucl. Phys. B* **303**, 172 (1988); M. Olechowski and S. Pokorski, *Phys. Lett. B* **214**, 393 (1988); B. Ananthanarayan, G. Lazarides and Q. Shafi, *Phys. Rev. D* **44**, 1613 (1991); S. Dimopoulos, L.J. Hall and S. Raby, *Phys. Rev. Lett.* **68**, 1984 (1992), *Phys. Rev. D* **45**, 4192 (1992); G. Anderson et al., *Phys. Rev. D* **47**, 3702 (1993); B. Ananthanarayan, Q. Shafi, *Phys. Rev. D* **50**, 5980 (1994); G. Anderson et al., *Phys. Rev. D* **49**, 3660 (1994).
6. L.J. Hall, R. Rattazzi and U. Sarid, *Phys. Rev. D* **50**, 7048 (1994); R. Hempfling, *Phys. Rev. D* **49**, 6168 (1994), M. Carena et al., *Nucl. Phys. B* **426**, 269 (1994); T. Blažek, S. Pokorski and S. Raby, *Phys. Rev. D* **52**, 4151 (1995); R. Rattazzi and U. Sarid, *Phys. Rev. D* **53**, 1553 (1996).
7. H.N. Brown et al., *Phys. Rev. Lett.* **86**, 2227 (2001); U. Chattopadhyay and P. Nath, *Phys. Rev. D* **53**, 1648 (1996).
8. D. Pierce et al., *Nucl. Phys. B* **491**, 3 (1997).
9. H. Baer et al., *Phys. Rev. D* **61**, 111701 (2000); H. Baer et al., *Phys. Rev. D* **63**, 015007 (2001).
10. See talks by Matthew Earl, NNN workshop, Irvine, February (2000) and by Y. Totsuka, SUSY2K, CERN, June (2000) and theoretical reviews K.S. Babu, J.C. Pati and F. Wilczek, *Nucl. Phys. B* **566**, 33 (2000); R. Dermíšek, A. Mafi and S. Raby, *Phys. Rev. D* **63**, 035001 (2001).
11. S. Aoki et al., *Phys. Rev. D* **62**, 014506 (2000).