

The Monte Carlo Program **KoralW** version 1.51 and
The Concurrent Monte Carlo **KoralW&YFSWW3**
with All Background Graphs and
First-Order Corrections to W -Pair Production[†]

S. Jadach^{a,b}, W. Płaczek^{e,a}, M. Skrzypek^{b,a}, B.F.L. Ward^{c,d,a} and Z. Was^{b,a}

^a*CERN, Theory Division, CH-1211 Geneva 23, Switzerland,*

^b*Institute of Nuclear Physics, ul. Kawory 26a, 30-055 Cracow, Poland,*

^c*Department of Physics and Astronomy,*

The University of Tennessee, Knoxville, TN 37996-1200, USA

^d*SLAC, Stanford University, Stanford, CA 94309, USA*

^e*Institute of Computer Science, Jagellonian University,
ul. Nawojki 11, Cracow, Poland*

Abstract

The version 1.51 of the Monte Carlo (MC) program **KoralW** for all $e^+e^- \rightarrow f_1\bar{f}_2f_3\bar{f}_4$ processes is presented. The most important change from the previous version 1.42 is the facility for writing MC events on the mass storage device and reprocessing them later on. In the reprocessing parameters of the Standard Model may be modified in order to fit them to experimental data. Another important new feature is the possibility of including complete $\mathcal{O}(\alpha)$ corrections to double-resonant W -pair component-processes in addition to all background (non- WW) graphs. The inclusion is done with the help of the **YFSWW3** MC event generator for fully exclusive differential distributions (event per event). Technically, it is done in such a way that **YFSWW3** runs concurrently with **KoralW** as a separate slave process, reading momenta of the MC event generated by **KoralW** and returning the correction weight to **KoralW**. The latter introduces the $\mathcal{O}(\alpha)$ correction using this weight, and finishes processing the event (rejection due to total MC weight, hadronization, etc.). The communication between **KoralW** and **YFSWW3** is done with the help of the FIFO facility of the UNIX/Linux operating system. This does not require any modifications of the FORTRAN source codes. From the user's point of view, the resulting Concurrent MC event generator **KoralW&YFSWW3** looks as a regular single MC event generator with all the standard features.

To be submitted to Computer Physics Communications

[†] Work supported in part by the Polish Government grant KBN 5P03B09320, the US DoE contracts DE-FG05-91ER40627 and DE-AC03-76SF00515, the European Commission 5-th framework contract HPRN-CT-2000-00149, NATO grant ST.CLG.977761 and the Polish-French Collaboration within IN2P3 through LAPP Annecy.

Contents

1	Introduction	4
2	Concurrent merge of KoralW and YFSWW3	6
2.1	Correction weights – theoretical discussion	8
2.1.1	Notation and terminology	8
2.1.2	General strategy	9
2.1.3	Differential distributions of YFSWW3 and KoralW	10
2.1.4	The need of the reference differential distribution	11
2.1.5	Definitions of the correcting weights	13
2.1.6	Approximated δ_{NL}^R	14
2.1.7	Final discussion	14
2.2	Technical aspects	15
2.2.1	Merge for inclusive distributions (histograms)	15
2.2.2	Merge for fully exclusive distributions (event per event)	16
2.2.3	Concurrent exclusive merge: CMC KoralW&YFSWW3	19
2.2.4	Possible future development	22
3	Numerical tests	23
3.1	Integrated cross sections	25
3.2	One-dimensional distributions	28
4	Details of modifications of KoralW version 1.51	28
4.1	Modifications related to W -pair processes and communication with YFSWW3	29
4.1.1	Switches activating reading and writing events	29
4.1.2	Switches activating reading and writing weights	30
4.1.3	New MC weights related to CC03	31
4.1.4	New extrapolation/reduction procedure	32
4.1.5	Screened Coulomb correction	32
4.1.6	New meanings of KeyBra switch	32
4.1.7	New meanings of the KeyMix switch	33
4.2	Modifications related to two-fermion and t -channel-dominated processes . .	33
4.2.1	New i_sw4f switch for selecting subgroups of Feynman graphs in the matrix element	33
4.2.2	New reduction/extrapolation procedure for t -channel processes . . .	34
4.3	Miscellaneous modifications	35
5	Installation of KoralW version 1.51	35
5.1	Stand-alone version	36
5.2	Update of the old version	36
5.3	Summary of the make commands relevant to the installation	37
5.3.1	Stand-alone version	37
5.3.2	Update of the old version	37

6	Organization of the source code	37
7	Test and demonstration programs	38
7.1	Basic demo runs (tests of the installation)	38
7.2	Advanced technical tests (reading from the disk file)	39
7.3	Demo of the CMC <code>KoralW&KoralW</code> with the FIFO mechanism	39
7.4	Demo of the CMC <code>KoralW&YFSWW</code> with the FIFO mechanism	41
7.5	X-based versions of some demos with FIFO	42
7.6	Old tests from <code>demo.14x</code> directory	42
8	Summary and Conclusions	42

NEW VERSION SUMMARY

Title of the program: KoralW, version 1.51.

Reference to original program: Comput. Phys. Commun. **94** (1996) 215; **119** (1999) 272

Computer: any computer with the FORTRAN 77 compiler under UNIX or Linux operating system

Operating system: UNIX, Linux version 6.x and 7.x

Programming language used: FORTRAN 77

High-speed storage required: < 25 MB

Keywords:

Radiative corrections, initial-state radiation (ISR), $\mathcal{O}(\alpha)$ electroweak (EW) corrections, leading-logarithmic (LL) approximation, heavy boson W , four-fermion processes, Monte Carlo (MC) simulation/generation, quantum electrodynamics (QED), quantum chromodynamics (QCD), Yennie–Frautschi–Suura (YFS) exponentiation, Standard Model (SM), LEP2, next-generation Linear Colliders (LC).

Nature of the physical problem:

The precise study of W -pair production and decay at LEP2 requires both non-double-resonant and $\mathcal{O}(\alpha)$ corrections. So far each of these corrections is available as a separate Monte Carlo program and there is no Monte Carlo that could simulate in a complete way both effects at the same time. Such a MC event generator would be of importance for example for apparatus simulations or Monte Carlo based fits. The previous version of KoralW [1] included *all* non-double-resonant corrections to *all* double-resonant four-fermion processes in e^+e^- annihilation. The present version 1.51 allows, for the first time ever, the inclusion on an *event-per-event basis* of the respective $\mathcal{O}(\alpha)$ corrections generated at the same time by the independently running Monte Carlo program YFSWW3 [2], as well as a reweighting of any earlier generated events with modified parameter sets.

Method of solution:

The Monte Carlo method used to simulate the all four-fermion final-state processes in the e^+e^- collisions in the presence of multiphoton initial-state radiation has not changed since version 1.42 [1]. Adding the $\mathcal{O}(\alpha)$ corrections generated by YFSWW3 is done at the level of the UNIX/Linux operating system with the help of the FIFO mechanism (“named pipes”).

Restrictions on the complexity of the problem:

For KoralW as in version 1.42 [1]; for KoralW&YFSWW3 as in [1] and [2].

Typical running time:

Approximate times on a PC Pentium III @ 800 MHz for cuts as described in this article:
5 minutes per 1000 constant-weight CCall events (KoralW stand-alone)

50 minutes per 1000 constant-weight CCall events with the $\mathcal{O}(\alpha)$ correction (the CMC KoralW&YFSWW3, max. weight for rejection increased by a factor 2).

1 Introduction

After many years of fruitful operation, the LEP experiments have been closed down and the LEP2 data analysis is approaching its final stage. In the area of W -pair physics the experimental precision is very high: in order to match it, theoretical calculations must include not only tree-level four-fermion Born contributions, with the numerically leading higher-order effects (mostly QED), but also the complete $\mathcal{O}(\alpha)$ electroweak (EW) corrections to W -pair production [3]. This applies not only to inclusive quantities such as the total cross section but also to various differential distributions, such as the angular or invariant mass ones.

To date there is, however, no single Monte Carlo (MC) event generator that would include simultaneously the complete four-fermion background for massive fermions and the $\mathcal{O}(\alpha)$ EW corrections to W -pair mediated processes in *all* possible W -pair decay channels. For example **KoralW** [1, 4–6] can generate *all* four-fermion final states with the fully massive phase space and the complete Born-level four-fermion massive matrix element generated by the GRACE2 package [7]. Apart from **KoralW** there exists a number of other MC programs for all four-fermion processes at the Born level [8–19]. The complete $\mathcal{O}(\alpha)$ corrections to the signal $e^+e^- \rightarrow W^+W^- \rightarrow 4f$ process are implemented only in two MC programs: **YFSWW3** [2, 20–23] and **RacoonWW** [24, 25]. **YFSWW3** includes the library of electroweak corrections from Refs. [26–29]. The **RacoonWW** program, in addition to $\mathcal{O}(\alpha)$ corrections to the WW process, can also calculate the four-fermion corrections in the massless fermion approximation and single, hard, non-collinear, real photon radiation in all four-fermion processes. The massless fermion approximation prevents **RacoonWW** from being fully exclusive¹. Also, **RacoonWW** seems to still have some problem with providing constant-weight events in the full operational mode.

Concerning the efficient use of the **KoralW** and **YFSWW3** MC event generators, the critical open question is: How is it possible to combine their results, so that for every interesting physical observable we get a prediction that includes the complete $\mathcal{O}(\alpha)$ Standard Model (SM) corrections for the W -pair production and decay process, keeping sufficient control on the smaller contributions from the “background diagrams”? Before we answer this question, let us mention important practical limitations and requirements. For the purpose of the LEP2 data analysis it is of paramount importance that the results of **YFSWW3** and **KoralW** are combined for the *fully exclusive* distributions, in other words on an *event-per-event* basis. It is not sufficient to combine the predictions of two separate MC runs of **YFSWW3** and **KoralW** programs for *inclusive* observables such as an integrated cross section, asymmetries, single-dimensional angular or W -mass distributions. Such a procedure is not sufficient for full detector simulations and for data analysis, in which the important SM parameter, the mass of the W , is fitted to experimental data using a series of the (fully exclusive) MC events!

Apparently, we are asking whether the **KoralW** and **YFSWW3** MC programs could be

¹The zero-fermion-mass approximation enforces the use of the inclusive treatment of the fermion and collinear photons (structure functions). This is experimentally not realistic for the final states with muons or soft electrons.

merged into a single new MC event generator, that is a single MC program with a single source code and a single executable object in the machine processor. In principle, this could be done, but not within the time left for the LEP2 data analysis. Nevertheless, the situation is not completely hopeless and there seem to be some sensible ways out. One possible solution is to combine `KoralW` and `YFSWW3` into a single tool using events stored on the mass data storage, which we shall call a “disk file” or simply a “disk”. Storing events is done routinely for the purpose of the data analysis anyway. In this scenario, constant-weight events generated with `KoralW` are stored on the disk and later on read by `YFSWW3` and finally corrected for the missing $\mathcal{O}(\alpha)$ terms with the help of a special correction weight. The resulting events would be variable-weight (weighted) events. This kind of organization is not completely trivial and requires certain “tuning” of both programs; see below for the details. Note also that; for the purpose of fitting the W mass, the events generated by `KoralW` and stored on the disk can be corrected in a similar way by `KoralW`, with the weight corresponding to a change of the mass of W , or due to any change of the other SM parameters (any change of the input data of `KoralW`). Coming back to the above procedure of combining `KoralW` and `YFSWW3`, we see two important disadvantages: (i) running two separate MC programs that communicate through a disk file is inconvenient and (ii) the correction weight of `YFSWW3` may have a long tail, so that it would be difficult or impossible to produce constant-weight (unweighted) events through a rejection technique.

In this article we present another solution to the above problems and the corresponding MC tool, based on the `KoralW` and `YFSWW3` MC programs, which is able to provide constant-weight events, implements the $\mathcal{O}(\alpha)$ corrections for W -pair production process and includes all of the background diagrams. The present new version 1.51 of the `KoralW` program provides a programming framework for this new solution. Contrary to the previous solution where `KoralW` and `YFSWW3` were communicating through a disk file, here, variable-weight events from `KoralW` are sent immediately, in real time, as an input to `YFSWW3`, using the “named pipe” of the FIFO mechanism in the UNIX/Linux operating system. `YFSWW3` calculates the $\mathcal{O}(\alpha)$ correction weight and sends it back to `KoralW` with the help of another “named pipe” of the FIFO. Afterward, `KoralW` performs the final rejection according to the total MC weight and invokes hadronization, etc.

The important advantage of the above method is that it provides the constant-weight events with the $\mathcal{O}(\alpha)$ corrected W -pair process quite efficiently, including all the background diagrams, the higher-order ISR corrections, the hadronization, etc. For the FIFO-based solution, as compared with the disk-mediated solution mentioned earlier, *no* additional modifications of the FORTRAN source codes of both programs are necessary. Since `KoralW` and `YFSWW3` run as two separate, concurrent processes, which communicate with one another, we call this solution a “Concurrent Monte Carlo (CMC) `KoralW`&`YFSWW3`”. From the user’s point of view, it acts like a single MC program. To our knowledge, this could be the first important practical application, albeit rather simple, of the concept of “concurrency” in the area of the high energy physics Monte Carlo event generators. We shall also discuss very briefly possible future extensions/improvements of the above technique.

The modifications of the **YFSWW3** program necessary for this technique are discussed in detail in [2] and in this paper we shall describe them only to a minimum necessary extent.

The second group of modifications included in **KoralW** version 1.51 is motivated by the use of **KoralW** to study the background to two-fermion processes due to the emission of a second fermion pair. In short, the modifications provide a number of approximate matrix elements, denoted according to ref. [30] as ISNS, FSNS, etc., and a new “extrapolation procedure” better suited for the t -channel-dominated photonic radiation.

The layout of the paper is as follows. In Section 2, we discuss various ways of merging **KoralW** with **YFSWW3**. In particular we show how to do it by means of the FIFO (“named pipes”) mechanism and discuss how to reweight previously generated events from tapes. In the Section 3, we provide some numerical tests of the CMC **KoralW**&**YFSWW3**. In Section 4, we describe in detail all modifications of **KoralW** version 1.51 related to the WW physics and the reweighting procedures, the two-fermion physics and miscellaneous topics, respectively. In Section 5, we explain how to install the version 1.51 of **KoralW** and in Section 6 we describe briefly the organization of the source code. In Section 7, we describe in detail various demo programs included in the package, with special emphasis on the practical use of the FIFO (“named pipes”) mechanism and the construction of the Concurrent Monte Carlo. We summarize the paper in Section 8. In an appendix, we describe new and modified program parameters.

2 Concurrent merge of **KoralW** and **YFSWW3**

In this section we shall describe in detail the method of combining results of the MC event generators **KoralW** and **YFSWW3** at the level of the *fully exclusive* differential distribution, such that the resulting distribution features the $\mathcal{O}(\alpha)$ corrections for the WW signal process and the background graphs of the four-fermion process (with the ISR corrections). As already indicated, this can be done either by using a series of MC events stored on the disk or through the concurrent use of **KoralW** and **YFSWW3**, which effectively act together as a single MC event generator. In both scenarios the underlying methodology of constructing MC correction weights is the same. It will be described in detail in the following.

Let us remind the reader that **KoralW** is a dedicated MC event generator with a powerful four-fermion phase-space generator capable of generating every possible four-fermion final state in the complete phase space for massive fermions (including electrons) [1, 4–6] with the importance sampling due to all possible singularities in the Feynman diagrams. **KoralW** uses the exact massive Born-level matrix element generated by the **GRACE2** package [7].

On the other hand, the **YFSWW3** MC event generator [2, 20–23] is the MC program dedicated to the W -pair production and decay process. It includes the complete $\mathcal{O}(\alpha)$ EW library of real and virtual corrections to the W -pair production process of Refs. [26–29], along with the multiple photon radiation from the W -pair (WSR). In the following we will often use the notation Non-Leading (NL) $\mathcal{O}(\alpha)$ corrections to denote the remaining part

of the $\mathcal{O}(\alpha)$ EW corrections after subtraction of the “trivial” leading universal corrections: Initial State Radiation (ISR) and Coulomb correction (Cc).

Certain features of `KoralW` and `YFSWW3` are critical on the possibility of combining their results for fully exclusive differential distributions. The most important is that both programs do implement well-defined, fully exclusive, distributions for four final-state fermions and n photons, normalized with respect to the standard Lorentz-invariant phase space (LIPS)

$$d\Phi_{4+n}(P; q_1, q_2, q_3, q_4, k_1, \dots, k_n), \quad (1)$$

as defined in the PDG [31]. The four-momenta of the final-state fermions are $q_i^\mu, i = 1, \dots, 4$ and of the photons are $k_j^\mu, j = 1, \dots, n$. In spite of the fact that both programs use the leading-logarithmic (LL) models for the higher-order ISR and the final-state radiation (FSR), they do not employ an inclusive approach in which the collinear photon is irreversibly associated with the parent fermion (structure-function approach). The massive kinematics of all fermions allows for full coverage of the phase space. It is also helpful that both programs implement the same CC03 matrix element in the 't Hooft–Feynman gauge, which coincides with the gauge-invariant Leading Pole Approximation (LPA) of the complete four-fermion Born-level matrix element and has, therefore, a well defined physical meaning, see [2,23] for more discussion. The $\mathcal{O}(\alpha)$ NL effect comes as a correction to the above CC03 distribution; see below for more details.

Even before the advent of the CMC `KoralW&YFSWW3`, both programs (in their unpublished versions) gradually acquired the capability of writing the four-momenta of generated events, together with some auxiliary information, to an external device and reading them back in order to calculate the correction weight. The correction weight was that corresponding to the modification of the fully exclusive differential distribution:

$$\rho(q_1, q_2, q_3, q_4, k_1, \dots, k_n) = d\sigma/d\Phi_{4+n}(P; q_1, q_2, q_3, q_4, k_1, \dots, k_n), \quad (2)$$

due to a change of the input parameters of the MC event generators. The most important change was due to a variation of the input W -mass and was instrumental in the fitting of the W -mass to the LEP experimental data using a series of the MC events from `KoralW` or `YFSWW3`. It is quite likely that this kind of facility will be a standard feature for any future MC event generator aimed at precision measurements in the future experiments. The analysis of the LEP data points out in that direction for future developments.

As indicated in the Introduction, the next non-trivial step was to provide one of the programs, `KoralW` or `YFSWW3`, with the capability of correcting the fully exclusive distributions using the correction weight calculated by another program. In practice, it has turned out that correcting the events produced with `KoralW` using the correction weight of `YFSWW3` leads to a lower rejection rate for the final MC weight than the other way around, i.e. correcting the events of `YFSWW3` with the weight of `KoralW`. The reason is that `KoralW` has a better importance sampling for the background processes (some of them dominated by the t -channel exchange). `KoralW` does not have a sufficiently good importance sampling for WSR. However, this seems to matter less than the lack of

importance sampling for the background processes, particularly the ones with electron(s) in the final state. The main difficulty in developing the above cross-correcting capabilities of one MC program by another was to match correctly the relative normalizations of the fully exclusive differential distributions in both programs in order to define the correction weight properly; see below.

Finally, after both programs have evolved to acquire subprograms for reading and writing events on the external device and calculating the properly normalized correction weights for use by the same or other programs, it was a purely technical exercise to organize both programs in such a way that cross-correcting one program by another could be done “in flight” by running *simultaneously* `KoralW` and `YFSWW3`, as two independent concurrent processes. The communication between concurrent processes was organized under UNIX/Linux quite easily with the help of the standard FIFO facility of the “named pipes”, using the already existing subprograms for reading/writing on/from the external device. In this way, a new solution has emerged, which we call the Concurrent Monte Carlo (CMC) `KoralW&YFSWW3`. From the users point of view it acts as a single Monte Carlo program with all its regular features. The main advantage of the CMC `KoralW&YFSWW3` with respect to the previous solution (with disk files) is that it can produce efficiently the constant-weight MC events. These events can be fed into a detector MC simulation program² and stored on the disk. There is no problem with applying to these events a correction weight due to a change of the W -mass or other SM parameters.

In the first part of this section, we shall discuss the theoretical foundations and requirements for this kind of a merge of two different programs. Then, we shall go into the details of the technical realization of the CMC `KoralW&YFSWW3` solution. The actual modifications of the `KoralW` will be presented in detail in one of the later sections.

2.1 Correction weights – theoretical discussion

In the following we shall discuss the physics meaning of the correction weights. After introducing our basic notation and terminology we shall briefly characterize fully exclusive differential distributions in `KoralW` and `YFSWW3` and define a common reference differential distribution with which we shall define correction weights in both programs.

2.1.1 Notation and terminology

In the following considerations we shall use the differentials $d\sigma$, which we always understand as the fully exclusive differential distributions normalized to the $(n + 4)$ -particle Lorentz-invariant phase space

$$d\sigma = \rho(q_1, \dots, q_4, k_1, \dots, k_n) d\Phi_{n+4}(p_1 + p_2; q_1, \dots, q_4, k_1, \dots, k_n). \quad (3)$$

² It is very important to provide constant-weight events as an input for the full detector simulation, because the detector simulation is very slow and the detector-simulated events are rather voluminous. It would be rather wasteful, in terms of CPU time and data storage, to feed into the detector simulation the variable-weight events from the physics MC event generator.

In the following we shall need a clearly defined terminology for the various contributions and (perturbative) corrections in $d\sigma$. We shall often use objects like $d\sigma_{Y_a}^{\mathcal{O}(\alpha)+ISR_{23}}$. What is the meaning of the symbols used as superscripts and subscripts? Here is the complete list, with explanations:

- K and Y : Denotes the origin from the MC program: `KoralW` and `YFSWW3`, respectively.
- $CC03$: In `YFSWW3`, we implement the Leading Pole Approximation (LPA) to define the double-resonant, WW , component of the $e^-e^+ \rightarrow 4f$ process; in particular $CC03$ denotes here the tree-level (Born) part of LPA, which coincides with the $CC03$ matrix element in the 't Hooft–Feynman gauge. We shall sometimes use Y_a or $CC03_a$ to underline that we use `YFSWW3` with the version LPA_a , see Refs. [2, 23].
- $\mathcal{O}(\alpha)$: Denotes the LPA with the complete on-shell $\mathcal{O}(\alpha)$ corrections for the $e^-e^+ \rightarrow W^-W^+$ process; we understand that this includes the $CC03$ tree-level, one-loop $\mathcal{O}(\alpha)$ virtual corrections and the exact QED matrix element for photon emission from WW (WSR). The one-loop EW corrections to decays are included in the present version of `YFSWW3` as an overall factor and real photon emission is implemented using the approximate treatment of `PHOTOS` [32].
- ISR_{23} : This means that we include the $\mathcal{O}(\alpha^2)$ and $\mathcal{O}(\alpha^3)$ *missing* QED ISR correction (which has not been already included through exponentiation); it is always understood that it is done in the LL approximation; a similar subscript like 0123 is self-explanatory; in particular subscript 0 means $\mathcal{O}(\alpha^0)$ exponentiation (the Born-level matrix element convoluted with the photon emission in the soft-photon approximation).
- Cc : This means that, close to the WW -threshold, we include properly the non-relativistic Coulomb effect, which far from the threshold is matched correctly with the $\mathcal{O}(\alpha)$ WSR. If not stated otherwise, we use a variant of Cc with the “screening” of Ref. [33], which incorporates the numerically leading part of the non-factorizable QED interference between two W decays.
- $4f$: This denotes the tree-level matrix element for $e^-e^+ \rightarrow 4f$ (the constant W width, massive fermions), which can be split into the double-resonant $CC03$ part and the four-fermion-correction due to background diagrams.

2.1.2 General strategy

As already indicated, we can either correct $d\sigma_{Y_a}$ of `YFSWW3` using the correction of `KoralW` according to

$$\begin{aligned} d\sigma_{Y+\delta K} &= d\sigma_{Y_a}^{\mathcal{O}(\alpha)+ISR_{23}+Cc} + \Delta d\sigma_K, \\ \Delta d\sigma_K &= d\sigma_K^{4f+ISR_{123}+Cc} - d\sigma_K^{CC03+ISR_{123}+Cc}, \end{aligned} \tag{4}$$

or correct $d\sigma_K$ of **KoralW** using the correction of **YFSWW3** according to

$$\begin{aligned} d\sigma_{K+\delta Y} &= d\sigma_K^{4f+ISR_{123}+Cc} + \Delta d\sigma_{Y_a}, \\ \Delta d\sigma_{Y_a} &= d\sigma_{Y_a}^{\mathcal{O}(\alpha)+ISR_{23}+Cc} - d\sigma_{Y_a}^{CC03+ISR_{123}+Cc}. \end{aligned} \quad (5)$$

Before we enter into more of the details of how the above is implemented in terms of the MC correction weight, let us briefly characterize the fully differential exclusive distributions generated by **YFSWW3** and **KoralW**.

2.1.3 Differential distributions of YFSWW3 and KoralW

Let us now explicitly define the component distributions in Eqs. (4) and (5). The fully exclusive differential distribution of **KoralW** is given in³ Eq. (4) of Ref. [1]:

$$\begin{aligned} d\sigma_K^{4f+ISR_{123}+Cc} &= d\Phi_{n+4}(p_1 + p_2; q_1, \dots, q_4, k_1, \dots, k_n) \frac{1}{n!} \prod_{i=1}^n \tilde{S}_I(p_1, p_2, k_i) \theta(k_i^0 - k_\epsilon) \\ &\quad e^{Y(p_1, p_2, k_\epsilon)} \left[\bar{\beta}_{0,ISR}^{(3)}(\{p, q\}^{\mathcal{R}}) + \sum_{i=1}^n \frac{\bar{\beta}_{1,ISR}^{(3)}(\{p, q\}^{\mathcal{R}}, k_i)}{\tilde{S}_I(k_i)} \right. \\ &\quad \left. + \sum_{i>j}^n \frac{\bar{\beta}_{2,ISR}^{(3)}(\{p, q\}^{\mathcal{R}}, k_i, k_j)}{\tilde{S}_I(k_i)\tilde{S}_I(k_j)} + \sum_{i>j>l}^n \frac{\bar{\beta}_{3,ISR}^{(3)}(\{p, q\}^{\mathcal{R}}, k_i, k_j, k_l)}{\tilde{S}_I(k_i)\tilde{S}_I(k_j)\tilde{S}_I(k_l)} \right], \end{aligned} \quad (6)$$

where

$$\tilde{S}_I(p_1, p_2, k) = -\frac{\alpha}{4\pi^2} \left(\frac{p_1}{kp_1} - \frac{p_2}{kp_2} \right)^2. \quad (7)$$

For the definition of the YFS form factor $Y(p_1, p_2, k_\epsilon)$, IR-finite $\bar{\beta}$'s and other elements in the above distribution we refer the reader to Ref. [1]. Let us only mention that the tree-level four-fermion matrix element is hidden in $\bar{\beta}_{i,ISR}$, $i = 0, 1, 2, 3$.

The analogous distribution for **YFSWW3**, see Ref. [2], is more complicated not only because it features photon emission from W 's, but also because it includes summation over photon partitions, that is over photon associations to either ISR or WSR. This trick is useful for efficient introduction of the LL corrections beyond $\mathcal{O}(\alpha)$. As we shall see later, it is relevant for the discussion of the reweighting procedures. For n photons, a single partition is represented by the vector $\wp = (\wp_1, \dots, \wp_n)$, $\wp_i = I, W$ (I for ISR and W for WSR). The sum over partitions is weighted by the partition weight $p_\wp = \mathcal{N} \prod_{i=1}^n \tilde{S}_{\wp_i}(k)$ where \mathcal{N} is adjusted such that $\sum_\wp p_\wp = 1$ and $\tilde{S}_W(k)$ for WSR is defined analogously to

³ There is a misprint in the second line of Eq. (4) of Ref. [1]: the Θ_ϵ^{cm} should be replaced by $\theta(k^0 - \epsilon\sqrt{s}/2)$.

$\tilde{S}_I(k)$ of Eq. (7). The exclusive differential distribution of YFSWW3 reads as follows:

$$\begin{aligned}
d\sigma_{Y_a}^{\mathcal{O}(\alpha)+ISR_{23}+Cc} &= d\Phi_{n+4}(p_1 + p_2; q_1, \dots, q_4, k_1, \dots, k_n) \frac{1}{n!} \prod_{i=1}^n \tilde{S}(\{p, Q\}, k_i) \theta(k_i^0 - k_\epsilon) \\
&\quad e^{Y'(p_1, p_2, Q_1, Q_2, k_\epsilon)} (1 + \delta_C) \sum_{\varphi} p_{\varphi} (1 + \delta_{An}^{\text{TGC}}) \left\{ \bar{\beta}_0^{(1)}(\{p, Q, q\}_{\varphi}^{\mathcal{R}}) \right. \\
&\quad + \sum_{i=1}^n \frac{\bar{\beta}_1^{(1)}(\{p, Q, q, k_i\}_{\varphi}^{\mathcal{R}})}{\tilde{S}(\{p, Q, k_i\}_{\varphi}^{\mathcal{R}})} + \Delta \bar{\beta}_{0,ISR}^{(3)}(\{p, Q, q\}_{\varphi}^{\mathcal{R}}) + \sum_{\varphi=I} \frac{\Delta \bar{\beta}_{1,ISR}^{(3)}(\{p, Q, q\}_{\varphi}^{\mathcal{R}}, k_i)}{\tilde{S}(\{p, Q\}_{\varphi}^{\mathcal{R}}, k_i)} \\
&\quad \left. + \frac{1}{2} \sum_{\varphi_i, j=I} \frac{\bar{\beta}_{2,ISR}^{(3)}(\{p, Q, q\}_{\varphi}^{\mathcal{R}}, k_i, k_j)}{\tilde{S}_I(\{p\}_{\varphi}^{\mathcal{R}}, k_i) \tilde{S}_I(\{p\}_{\varphi}^{\mathcal{R}}, k_j)} + \frac{1}{6} \sum_{\varphi_i, j, l=I} \frac{\bar{\beta}_{3,ISR}^{(3)}(\{p, Q, q\}_{\varphi}^{\mathcal{R}}, k_i, k_j, k_l)}{\tilde{S}_I(\{p\}_{\varphi}^{\mathcal{R}}, k_i) \tilde{S}_I(\{p\}_{\varphi}^{\mathcal{R}}, k_j) \tilde{S}_I(\{p\}_{\varphi}^{\mathcal{R}}, k_l)} \right\}, \tag{8}
\end{aligned}$$

where radiation from the W -pair is included in

$$\tilde{S}(p_1, p_2, Q_1, Q_2, k) = \tilde{S}(\{p, Q\}, k_i) = -\frac{\alpha}{4\pi^2} \left(\frac{p_1}{kp_1} - \frac{p_2}{kp_2} - \frac{Q_1}{kQ_1} + \frac{Q_2}{kQ_2} \right)^2. \tag{9}$$

Furthermore, $Q_1 = q_1 + q_2$ and $Q_2 = q_3 + q_4$ denote the four-momenta of the W^- and W^+ , respectively. The YFS form factor $Y'(p_1, p_2, Q_1, Q_2, k_\epsilon)$ also includes the WSR. The complete $\mathcal{O}(\alpha)$ corrections for the W pair production process reside in the $\bar{\beta}_{0,1}^{(1)}$ -functions. For the ISR_{123} corrections, the sum over real photons extends only over ISR photons. See Ref. [2] for an explanation of the rest of the notation.

2.1.4 The need of the reference differential distribution

The MC programs KoralW and YFSWW3 generate the events according to the distributions of Eqs. (6)–(8). In fact, both of these distributions come in several variants, with certain physical effects and higher-order radiative corrections switched on/off. It is therefore possible, in principle, to calculate separately any component in the distributions of Eqs. (4) and (5).

In the real MC programs it is, however, difficult or impossible to find a single sub-program, that provides numerically the distributions $\rho_{n+4} = d\sigma/d\Phi_{n+4}$ exactly as defined by Eqs. (6)–(8), without any additional factor. In the typical MC program one always deals with the MC weights, which include not only expressions like Eqs. (6)–(8), but also some factors representing technicalities of the MC algorithm. The MC weight is $w = d\sigma_T/d\sigma_{\text{Primary}}$, where $d\sigma_T$ is the “target” distribution defined by the physics model and $d\sigma_{\text{Primary}}$ is the multidifferential distribution actually generated in a given MC program using elementary (primitive) MC techniques. $d\sigma_{\text{Primary}}$ is different in KoralW and YFSWW3 and the MC weight w can be different in two MC programs, even if $d\sigma_T$ is the same.

Because of the above specific normalization properties of the MC weights, it is not trivial to construct the correcting weight, which is calculated in one MC program and

used in another one. The basic practical methodology relies on introducing a certain “reference” differential density $d\sigma^R$, which is identically the same for **KoralW** and **YFSWW3**, and there is a MC weight in both programs representing $d\sigma^R$.

In principle the $d\sigma^R$ is a dummy quantity that serves only the purpose of fixing the absolute normalization between the two programs. For $d\sigma^R$ understood like this, we could, of course, pick “any” distribution – even one that does not coincide with any meaningful physical model. However, we shall also need another auxiliary distribution, $d\sigma_{Max}^{Common}$, which is the maximal common part of the best distributions of the two programs to be merged. In other words, the distribution $d\sigma_{Max}^{Common}$ should include all components/corrections that are present in both **KoralW** and **YFSWW3** and should not include any correction that is present in only one of them. The simplest possible approach is to choose the reference distribution $d\sigma^R$ to be equal to $d\sigma_{Max}^{Common}$. Accordingly, our choice of $d\sigma^R$ is the following:

$$d\sigma^R \equiv d\sigma_{Max}^{Common} = d\sigma^{CC03+ISR_{123}+Cc}. \quad (10)$$

As we remember, CC03 we understand in the gauge-invariant way in terms of the LPA.

How is the common reference $d\sigma^R$ realized in **KoralW** and **YFSWW3**? In **YFSWW3** the starting point is the differential distribution of Eq. (8) – in order to realize the universal $d\sigma^R$, the radiation from the W -pair must be switched off. Only one partition $\wp = (I, I, \dots, I)$ remains. Also the perturbative series of the $\bar{\beta}$ -functions must be truncated to the CC03 matrix element with the ISR up to third order in the LL approximation and the (screened) Coulomb correction. For **KoralW** $d\sigma^R$ is equal to the $d\sigma_K$ of Eq. (6) with the four-fermion Born matrix element simplified to the CC03 level, i.e. $d\sigma^R = d\sigma_K|_{CC03}$.

We also have to remove another possible source of the difference in $d\sigma^R$ as implemented in both programs. The function $\bar{\beta}_0$ is really identical in both programs (for any fermionic four-momenta) only in the case without additional photon radiation. Otherwise, in the presence of additional photons, attention has to be paid to the so-called “extrapolation/reduction procedure”. This procedure extrapolates $\bar{\beta}_0$ from the 4-body (four-fermion) phase-space into the $(4 + n)$ -body phase-space (with the additional n -photons). It is generally not unique and has been defined in a slightly different way in **KoralW-1.42** and in **YFSWW3-1.16**. This “extrapolation/reduction procedure” is marked in Eqs. (6)–(8) by superscript \mathcal{R} . We have now modified it in **KoralW-1.51** to coincide (optionally) with that of **YFSWW3-1.16**. In this way, we removed the last source of discrepancy between the $d\sigma^R$ as implemented in the two programs.

After defining precisely the fully exclusive differential common reference distribution $d\sigma^R$ and implementing the corresponding MC weight in both programs, **KoralW** and **YFSWW3**, the next important step is to check *numerically* that the integrated cross section and one-dimensional distributions, such as the distributions of the W invariant mass, of the W production angle and of the photon energy are (within statistical errors) *identically the same*, for the MC weights of $d\sigma^R$. Such tests were performed very extensively and they have shown the full agreement of the distributions and the cross sections from the two programs, see Section 3.

2.1.5 Definitions of the correcting weights

Having completed all the above preparatory steps, we can now precisely define the actual correction weights used in the CMC KoralW&YFSWW3 and other similar possible scenarios. Equations (4) and (5) can be rewritten as

$$d\sigma_{Y+\delta K} = (1 + \delta_{4f}^R + \delta_{NL}^R) d\sigma^R, \quad (11)$$

$$d\sigma_{Y+\delta K} = \left(1 + \frac{\delta_{4f}^R}{1 + \delta_{NL}^R}\right) d\sigma_{Y_a}^{\mathcal{O}(\alpha)+ISR_{23}+Cc}, \quad (12)$$

$$d\sigma_{K+\delta Y} = \left(1 + \frac{\delta_{NL}^R}{1 + \delta_{4f}^R}\right) d\sigma_K^{4f+ISR_{123}+Cc}, \quad (13)$$

where

$$\delta_{4f}^R = \frac{d\sigma_K^{4f+ISR_{123}+Cc}}{d\sigma^R} - 1, \quad (14)$$

$$\delta_{NL}^R = \frac{d\sigma_{Y_a}^{\mathcal{O}(\alpha)+ISR_{23}+Cc}}{d\sigma^R} - 1. \quad (15)$$

Let us remind the reader that we have chosen

$$d\sigma^R = d\sigma_{Y_a}^{CC03+ISR_{123}+Cc} \equiv d\sigma_K^{CC03+ISR_{123}+Cc}, \quad (16)$$

identically the same for KoralW and YFSWW3. In the MC realization, the bracket factor on the r.h.s. of Eqs. (11)–(13) represents the correction weight in a given reweighting procedure; for a more detailed discussion see the following Section 2.2.

The great practical advantage of introducing $d\sigma^R$ is now seen in the above definitions of the corrections δ_{4f}^R and δ_{NL}^R . They are expressed in Eqs. (14) and (15) as the MC-generator-independent ratios of $d\sigma$'s; however, inside a given MC generator they will be calculated as a ratio of the generator-dependent MC weights (they are the only available objects there). The generator dependence of the MC weights (from $d\sigma_{Primary}$) cancels out in the ratio of the MC weights.

There is also another, multiplicative, way of combining the $\mathcal{O}(\alpha)$ and four-fermion corrections

$$d\sigma_{Y*\delta K} = (1 + \delta_{4f}^R)(1 + \delta_{NL}^R) d\sigma^R, \quad (17)$$

$$= (1 + \delta_{4f}^R) d\sigma_{Y_a}^{\mathcal{O}(\alpha)+ISR_{23}+Cc}, \quad (18)$$

$$d\sigma_{K*\delta Y} = (1 + \delta_{NL}^R) d\sigma_K^{4f+ISR_{123}+Cc}. \quad (19)$$

One can see immediately that it differs from the additive scheme of Eqs. (12) and (13) by the term $\delta_{4f}^R \delta_{NL}^R$, which is definitively a part of the higher-order corrections to the background (non-CC03) graphs. As this latter correction has not been calculated so far, one does not know how close the above $\delta_{4f}^R \delta_{NL}^R$ term is to the actual correction. It can, at best, be treated as a rough indication of the order of magnitude of the true correction.

The same general scheme can be applied to reweighting due to any kind of available corrections. For example to correct the events generated with some old versions of `KoralW` one has to define $d\sigma^{R_1}$ equal to the old setup $d\sigma_K^{old}$, calculate the appropriate $\delta_{4f}^{R_1}$ correction and construct the new distribution $d\sigma_K$

$$\begin{aligned} d\sigma_K &= (1 + \delta_{4f}^{R_1}) d\sigma^{R_1} = (1 + \delta_{4f}^{R_1}) d\sigma_K^{old} \\ \delta_{4f}^{R_1} &= \frac{d\sigma_K^{new}}{d\sigma^{R_1}} - 1 = \frac{d\sigma_K}{d\sigma_K^{old}} - 1 \end{aligned} \quad (20)$$

2.1.6 Approximated δ_{NL}^R

In the actual implementation, `YFSWW3` provides only an approximate version of the $\mathcal{O}(\alpha^1)$ correction weight:

$$\delta_{NL-}^R = \frac{d\sigma_{Y_a^-}^{\mathcal{O}(\alpha)+ISR_{23}+Cc}}{d\sigma^R} - 1, \quad (21)$$

where the differential distribution of `YFSWW3` is a simplified version of $d\sigma_{Y_a^-}^{\mathcal{O}(\alpha)+ISR_{23}+Cc}$ of Eq. (8), in which the sum over partitions is restricted to one term, in which all photons belong to the ISR

$$d\sigma_{Y_a^-}^{\mathcal{O}(\alpha)+ISR_{23}+Cc} = d\sigma_{Y_a^-}^{\mathcal{O}(\alpha)+ISR_{23}+Cc} \Big|_{\emptyset=(I,I,I,\dots,I)}, \quad (22)$$

with the partition weight set to 1: $p_{(I,I,I,\dots,I)} = 1$. As we shall see in the numerical tests presented in the following section, the above approximation is good enough for all practical LEP2 applications; its precision is better than 0.1%.

2.1.7 Final discussion

It is interesting and instructive to look also at the actual form of the δ -corrections in terms of the $\bar{\beta}$ -series and ultimately the Feynman graphs for our definition of $d\sigma^R = d\sigma^{\text{CC03}+ISR_{123}+Cc}$. For the background-graphs correction we have

$$\begin{aligned} 1 + \delta_{4f}^R &= \\ &= \frac{\bar{\beta}_{0,ISR}^{(3)}(\{p,q\}^{\mathcal{R}}) + \sum_{i=1}^n \frac{\bar{\beta}_{1,ISR}^{(3)}(\{p,q\}^{\mathcal{R}},k_i)}{\tilde{S}_I(k_i)} + \sum_{i>j}^n \frac{\bar{\beta}_{2,ISR}^{(3)}(\{p,q\}^{\mathcal{R}},k_i,k_j)}{\tilde{S}_I(k_i)\tilde{S}_I(k_j)} + \sum_{i>j>l}^n \frac{\bar{\beta}_{3,ISR}^{(3)}(\{p,q\}^{\mathcal{R}},k_i,k_j,k_l)}{\tilde{S}_I(k_i)\tilde{S}_I(k_j)\tilde{S}_I(k_l)}}{\left[\bar{\beta}_{0,ISR}^{(3)}(\{p,q\}^{\mathcal{R}}) + \sum_{i=1}^n \frac{\bar{\beta}_{1,ISR}^{(3)}(\{p,q\}^{\mathcal{R}},k_i)}{\tilde{S}_I(k_i)} + \sum_{i>j}^n \frac{\bar{\beta}_{2,ISR}^{(3)}(\{p,q\}^{\mathcal{R}},k_i,k_j)}{\tilde{S}_I(k_i)\tilde{S}_I(k_j)} + \sum_{i>j>l}^n \frac{\bar{\beta}_{3,ISR}^{(3)}(\{p,q\}^{\mathcal{R}},k_i,k_j,k_l)}{\tilde{S}_I(k_i)\tilde{S}_I(k_j)\tilde{S}_I(k_l)} \right]_{\text{CC03}}} \\ &= \frac{|M^{4f}(\{p,q\}^{\mathcal{R}})|^2}{|M^{\text{CC03}}(\{p,q\}^{\mathcal{R}})|^2}. \end{aligned} \quad (23)$$

The last equation follows from the fact that the second- and third-order LL expressions for the ISR $\bar{\beta}$ -functions are exactly the same in both $d\sigma^R = d\sigma_K^{\text{CC03}+ISR_{123}+Cc}$ and

$d\sigma_K^{4f+ISR_{123}+Cc}$, and also because we have used the same extrapolation/reduction procedures in both distributions (note that the extrapolation procedure is fixed by the requirement that $d\sigma^R$ is identical in `KoralW` and `YFSWW3`). The factorization property of the LL ansatz used in the construction of the ISR $\bar{\beta}_i$ series, cf. Ref. [1], is, of course, essential. Both distributions in the numerator and denominator of eq. (23) are defined in `KoralW`, that is the appropriate MC weights exist for them.

The case of δ_{NL-}^R , provided by `YFSWW3`, can be analysed as follows:

$$\begin{aligned}
1 + \delta_{NL-}^R &= e^{Y'(p_1, p_2, Q_1, Q_2, k_e) - Y(p_1, p_2, k_e)} \prod_{i=1}^n \frac{\tilde{S}(p_1, p_2, Q_1, Q_2, k_i)}{\tilde{S}(p_1, p_2, k_i)} \\
&\times \left(1 + (1 + \delta_C) (1 + \delta_{An}^{\text{TGC}}) \right. \\
&\quad \left. \frac{\bar{\beta}_0^{(1)}(\{p, Q, q\}^{\mathcal{R}}) - \bar{\beta}_{0,ISR}^{(1)}(\{p, q\}^{\mathcal{R}}) + \sum_{i=1}^n \frac{\bar{\beta}_1^{(1)}(\{p, Q, q, k_i\}^{\mathcal{R}})}{\tilde{S}_I(\{p, Q, q, k_i\}^{\mathcal{R}})} - \sum_{i=1}^n \frac{\bar{\beta}_{1,ISR}^{(1)}(\{p, q\}^{\mathcal{R}}, k_i^I)}{\tilde{S}_I(k_i)}}{\left[\bar{\beta}_0^{(3)}(\{p, q\}^{\mathcal{R}}) + \sum_{i=1}^n \frac{\bar{\beta}_1^{(3)}(\{p, q\}^{\mathcal{R}}, k_i)}{\tilde{S}_I(k_i)} + \sum_{i>j}^n \frac{\bar{\beta}_2^{(3)}(\{p, q\}^{\mathcal{R}}, k_i, k_j)}{\tilde{S}_I(k_i)\tilde{S}_I(k_j)} + \sum_{i>j>l}^n \frac{\bar{\beta}_3^{(3)}(\{p, q\}^{\mathcal{R}}, k_i, k_j, k_l)}{\tilde{S}_I(k_i)\tilde{S}_I(k_j)\tilde{S}_I(k_l)} \right]_{\text{CC03}}} \right) \\
&= \frac{|M^{\mathcal{O}(\alpha)}(\{p, q\}^{\mathcal{R}})|^2 + \text{h.o.t.}}{|M^{\text{CC03}}(\{p, q\}^{\mathcal{R}})|^2 + \text{h.o.t.}}
\end{aligned} \tag{24}$$

The additional higher-order terms (h.o.t.) in the denominator include the $\mathcal{O}(\alpha^1)$ effects due to the ISR. The numerator is the $\mathcal{O}(\alpha^1)$ matrix element squared for the one-photon ISR+WSR. In the presence of exponentiation, this is true modulo $\mathcal{O}(\alpha^2)$ terms, owing to the specific definition of the $\bar{\beta}_1$ in the YFS exponentiation, which admits the presence of the virtual $\mathcal{O}(\alpha^1)$ corrections, even for a hard photon. For two and more hard photons the biggest correction in the h.o.t. will be of $\mathcal{O}(\alpha^2 \ln(s/m_e^2))$. Note that there is *no* sum over partitions in the above equation. If, however, we used the exact δ_{NL}^R instead of the approximate δ_{NL-}^R the sum over partitions would reappear and the above formula (and a relation to the Feynman graphs) would become even more complicated.

2.2 Technical aspects

In the following section we shall discuss more practical aspects of combining the two programs into one. In particular we shall present, in detail, the idea of the “Concurrent Monte Carlo” realized via the FIFO mechanism.

2.2.1 Merge for inclusive distributions (histograms)

The first, most natural way is to add the four-fermion and $\mathcal{O}(\alpha)$ corrections at the level of the *inclusive* observables, that is for integrated cross sections and inclusive one- or

two-dimensional distributions (histograms). In this case both sides of Eqs. (4) and (5) are integrated either completely or almost completely, for instance leaving one or two variables unintegrated. The inclusive distributions or the integrated cross sections entering Eqs. (4) and (5) are calculated separately from the independent runs of the two programs and combined according to Eqs. (4) and (5). The whole procedure is most convenient for the variable-weight events, mainly because one may use the differences of the weights.

The application of this inclusive correcting scheme is quite straightforward. Suppose that we want to calculate the W -mass distribution. Using the first scheme $Y + \delta K$ of Eq. (4), we proceed as follows:

1. Make the properly normalized histogram of $d\sigma_{Y_a}^{\mathcal{O}(\alpha)+ISR_{23}+Cc}/dM_W$ with a sufficiently long run of the **YFSWW3** MC with the variable- or constant-weight events.
2. Make the properly normalized histogram of $\Delta d\sigma_K/dM_W$ with **KoralW**. This can be done by running **KoralW** once (twice) with the variable-weight (constant-weight) events.
3. Add the two histograms.

Using the second scheme $K + \delta Y$ of Eq. (5), we proceed in the analogous way:

1. Make the properly normalized histogram of $d\sigma_K^{4f+ISR_{123}+Cc}/dM_W$ with the run of the **KoralW** with the variable- or constant-weight events.
2. Make the properly normalized histogram of $\Delta d\sigma_{Y_a}/dM_W$ with the help of **YFSWW3**. This can be done by running **YFSWW3** once (twice) with the variable-weight (constant-weight) events.
3. Add the two histograms.

Both schemes must give the same results, but in practice it is reasonable to use the one that will require, in the given circumstances, the smaller $\Delta d\sigma$ correction and less fluctuations in the correcting weight. For example, in channels such as $u\bar{d}\mu\bar{\nu}_\mu$, the four-fermion correction turns out to be negligible for energies away from the W -threshold; $\Delta d\sigma_K$ can therefore be completely neglected [23].

The above inclusive approach has serious limitations. The most important is that it is not fully exclusive (event per event). Consequently it cannot be used in a data analysis that takes the detector simulation properly into account. On the other hand, this approach can be useful for all kinds of theoretical studies. Note that this method was used in ref. [34] for combining the results of **KoralW** and **grc4f**.

2.2.2 Merge for fully exclusive distributions (event per event)

The inclusive method of the previous subsection was not *event per event* because the MC events of **KoralW** and **YFSWW3** were at different random points of the full phase space. Consequently, the MC weights of the events from these two generators were also not

calculated at the same points of the phase space; therefore, we could not take their ratios (apply correcting weights).

In this section, we shall describe another, more sophisticated, method of combining fully exclusive differential distributions of `KoralW` and `YFSWW3`, in which both programs work with *the same* events, that is the same random points in the $(4 + n)$ -dimensional phase space. One of the MC programs, the master MC, generates the event and the other one, the slave MC, instead of generating its own event, reads the event of the master MC and calculates the correction weight due to some missing effect, for instance the $\mathcal{O}(\alpha)$ correction or the correction due to the missing background diagrams. The transfer of the events from one program to the other can be organized with the help of the external device (disk or tape) or “in flight”. In the first case, the master MC writes the events on the disk and the slave MC reprocesses the events read from the disk. Writing the events on the disk is done routinely in the data analysis anyway. For the description of the second, “in-flight” method, see the next subsection.

The above procedure of cross-correcting the distributions/events from one MC program with the help of the second MC is not the only one, and is not the simplest one either. A similar procedure is possible, even with a single MC, when the events are stored on the external device and later on, in a separate run, they are corrected by *the same* MC program with the correcting weight due to the change of the input parameters (typically the W -mass). This is very useful for the data analysis, where the constant-weight MC events from a physics MC event generator, like `KoralW` or `YFSWW3`, are processed through the detector simulation. In this way the CPU-time-consuming reprocessing of the detector simulation is avoided. It also allows fitting the SM parameters to experimental data (typically the W -mass) with full control of the effects due to the detector acceptance. One has to remember, however, that the above procedure provides us essentially with the variable-weight events. If the correction weight is fluctuating very mildly, then this is not a problem; otherwise, the strongly fluctuating correction weight would lead to higher statistical errors in the calculated observables, and would inhibit the optional transformation of variable-weight events into constant-weight events.

As seen from the above discussion, it is essential that the MC event generators can write/read the events into/from disk files. The appropriate tools for reading the events from the disk and calculating the correction weight due to the change of the input parameters and the change of the scattering matrix element have been introduced in the version 1.51 of `KoralW` program presented in this paper, as described in the next section, and in the `YFSWW3` program as well⁴, see Ref. [2]. Let us now describe, in more detail, the procedures of cross-correcting the distributions/events from one MC program with the help of the second. There are several scenarios for such a procedure following Eqs. (11)–(19) – they differ in the choice of the master/slave MC (`KoralW` or `YFSWW3`) and in the way the correction weight is constructed (additive or multiplicative).

Let us look closer at the “symmetric” scheme of Eq. (11). It consists of the following

⁴The capabilities of writing/reading the events and calculating the correction weight were already present in the previous unpublished versions of the programs used by the LEP experiments for the WW -physics data analysis.

steps:

1. Generate the variable- or constant-weight events according to the fully exclusive distribution $d\sigma^R = d\sigma^{\text{CC03}+\text{ISR}_{123}+\text{Cc}}$, using either **KoralW** or **YFSWW3**, and store all events on the disk.
2. Calculate the correction δ_{4f}^R of Eq. (14) using **KoralW** and write it in the disk record for each event.
3. Calculate the correction δ_{NL}^R of Eq. (15) using **YFSWW3**, construct the correction weight $w_{\text{corr}} = 1 + \delta_{4f}^R + \delta_{NL}^R$, and write it in the disk-record of each event. (In fact, we have to use the substitute δ_{NL-}^R of Eq. (21), since the δ_{NL}^R is not provided by **YFSWW3** version 1.16).
4. Optionally reject events according to w_{corr} .

Of course, it is not really necessary to reprocess the MC events twice (total of three runs) and one may follow the simpler “asymmetric” procedure $Y + \delta K$ in which **YFSWW3** is the master MC:

1. Generate the variable- or constant-weight events according to the fully exclusive distribution $d\sigma_{Y_a}^{\mathcal{O}(\alpha)+\text{ISR}_{23}+\text{Cc}}$ using **YFSWW3**. Store each event on the disk, together with the value of δ_{NL}^R .
2. In the second run, for each event use **KoralW** in order to calculate the correction weight, the bracketed expression in Eq. (12). Optionally, reject the events according to the correction weight.

The analogous scenario $K + \delta Y$ in which **KoralW** is the master MC looks as follows:

1. Generate the variable- or constant-weight events according to the fully exclusive distribution $d\sigma_K^{4f+\text{ISR}_{123}+\text{Cc}}$ using **KoralW**. Store each event on the disk, together with the value of δ_{4f}^R .
2. In the second run, for each event use **YFSWW3** in order to calculate the correction weight, the bracketed expression in Eq. (13). Optionally, reject the events according to the correction weight.

Alternatively, one may follow the multiplicative schemes of Eqs. (17)–(19).

As indicated, the above methods provide, in principle, a sample of constant-weight events. However in practice, this is not convenient, as one would have to deal with millions of variable-weight events stored together with their weights, and then to be reprocessed again to include the second correction, and finally to undergo the final rejection. Moreover, for the moment only **KoralW** is capable of continuing the event construction (rejection, decay libraries, etc.) based on the input events stored on the external device. **YFSWW3** version 1.16 can only provide the correction weight. Consequently, the only practical option to provide constant-weight events is the one in which **KoralW** is the master MC.

The use of the variable-weight events from the master MC is, however, possible in the scenario in which the master and the slave programs exchange the events in-flight, without recording them in the (large) disk files, see the following subsection.

2.2.3 Concurrent exclusive merge: CMC KoralW&YFSWW3

One of the most important results of the modifications of KoralW version 1.51 is the possibility of a direct inclusion of the $\mathcal{O}(\alpha)$ NL corrections calculated by the YFSWW3-1.16 program into the process of the event generation by KoralW. This is not done, however, by simply compiling and linking them together into a single executable, because the source codes of YFSWW3 and KoralW share a number of subroutines, common blocks and libraries with the same names, but with different contents. It is therefore practically impossible (without major rewriting of the two source codes) to merge the two programs into one at the level of the FORTRAN source code⁵. Such a merge might also obstruct a further independent development of the programs.

Once both programs have acquired capabilities of exchanging the events and reprocessing them using the disk file as an intermediate medium, we have noticed that one can follow another approach, avoiding major rewriting of both programs, based on the UNIX/Linux standard facility called the “names pipes” or the FIFO mechanism⁶. It allows two *independent* processes to communicate “in real time” through the “named pipe”, into which one process writes and from which the other reads, in turn.

In our case, the scheme is such that KoralW generates an event and writes its four-momenta into the FIFO special file. These four-vectors are then read by YFSWW3, which is running in parallel (concurrently) and calculates the correcting $\mathcal{O}(\alpha)$ NL weight, or more precisely the δ_{NL}^R quantity, and then writes it to another FIFO special file. In the final step, KoralW reads this weight from the FIFO special file, includes it in the total weight and finishes the event construction. This Concurrent Monte Carlo KoralW&YFSWW3 scheme is schematically depicted in Fig. 1. As a result, KoralW can now, for example, perform the rejection and provide the *constant-weight* events with both the four-fermion background correction δ_{4f}^R and the $\mathcal{O}(\alpha)$ NL correction δ_{NL}^R to the W -pair production and decay process taken into account. Another application of such a scheme is the reweighting of events with both the four-fermion and $\mathcal{O}(\alpha)$ corrections included simultaneously in order to perform “Monte Carlo fits”.

To summarize it shortly: from the point of view of the user, the CMC program KoralW&YFSWW3 works as a single Monte Carlo generator with all its normal features. This might be, to our knowledge, the first practical working implementation of such a scheme to the problem of the MC event generation in particle physics.

Remarkably, the efficiency of the CMC KoralW&YFSWW3 in generating the *constant-*

⁵ The example of such a successful, albeit difficult to use, procedure of linking together a number of different subroutines with identical names was realized in KoralW in an early version of the implementation of the four-fermion matrix element generated by the GRACE system separately, channel by channel, for all CC-type final states.

⁶We would like to thank Piotr Golonka for useful discussions on that point.

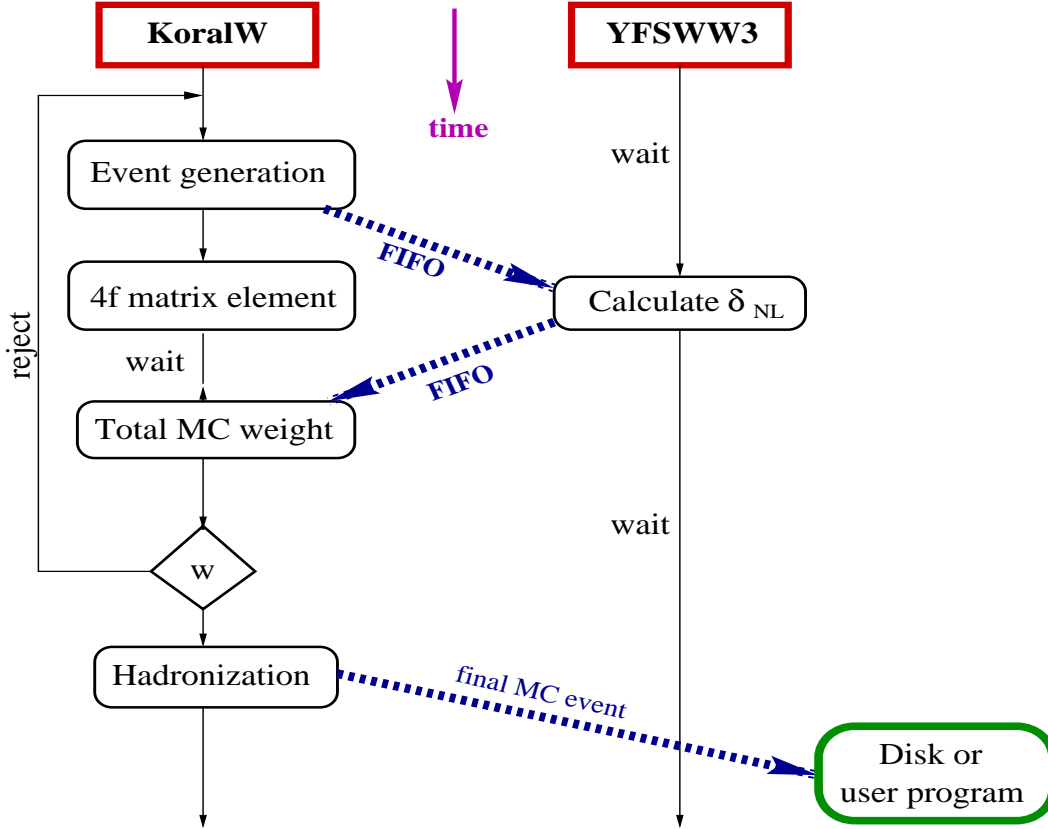


Figure 1: The time-flow chart for the present CMC KoralW&YFSWW3. The line marked FIFO denotes the transfer of an event record from one process to another, using the named-pipes mechanism of UNIX.

weight events according to the four-fermion background and the $\mathcal{O}(\alpha)$ NL corrected distributions is not bad. In principle one could worry that an additional YFSWW3 weight of the order of a few tens would translate into a similar increase of the maximal weight for rejection and, consequently, into a similar increase of the CPU time needed for the event generation. Surprisingly, however, this is not true! In the additive mode of combining KoralW and YFSWW3 the increase of the maximal weight that we recorded on the 2×10^8 sample of variable-weight events was $1 \rightarrow 5$, for example. Overweighted events were of two topologies. The first topology was strongly WW -like with multiple, i.e. at least triple, soft bremsstrahlung and led to overweights below 2 (in an extreme case with seven photons, we recorded an overweight of 4). The other topology was very far from WW -like (small values of the W^- , W^+ invariant masses) and gave the highest over-weights (~ 5). In the latter cases the use of the on-shell $\mathcal{O}(\alpha)$ NL library is less justified anyway and these few events can simply be discarded, instead of increasing the maximal weight for the rejection⁷. Why was the overweighting so small? Because in KoralW to cover the four-

⁷ In the KoralW we set (over)conservatively the maximal weight of the rejection above the *highest* possible generated weight. This strategy can easily be relaxed, by requesting that the events with weights

fermion-dominated configurations the maximal weights are adjusted higher than what is needed by the WW -like configurations. This extra safety margin turns out to be sufficient to absorb fluctuations of the additional WW -like $\mathcal{O}(\alpha)$ NL weights. The situation is different for the multiplicative prescription. Here, the big four-fermion weight is multiplied by the $\mathcal{O}(\alpha)$ NL correction, on occasion leading to overweights of the expected order of a few tens. This happens, typically, for a very hard bremsstrahlung photon, with energy of the order of 40 GeV. However, as we have explained earlier, the $\mathcal{O}(\alpha)$ correction for the configurations far away from being WW -like is less justified and the overweights provide merely another reason for using the additive scheme rather than the multiplicative one.

Let us add a few additional comments on the `KoralW&YFSWW3` CMC:

1. The corrections can be combined in an additive or multiplicative way, according to the discussion from the previous subsections.
2. One may also wonder about other possible source of efficiency loss caused by running two programs at the same time on a single processor. Our experience shows, however, that there is very little loss due to an alternate suspension of the programs, performed automatically by the operating system (in the UNIX kernel).
3. The big advantage of the FIFO special files is that they are in practice done by the operating system “in flight”, in virtual memory. Consequently, there is no need for a huge amount of disk space to store all the millions of generated events needed for generating the sample of the constant-weight events.
4. In order to introduce the “named pipes”, there is *no need to modify* in the FORTRAN source code of either of the programs. The only change is the replacement of regular input/output files by the special FIFO files, done at the level of the operating system and not in the FORTRAN source code. We give an example of such a procedure in the demo run of the CMC `KoralW&YFSWW3`, which can be invoked through: `make KandY` (`KandY` stands for “K and Y”). It creates two special FIFO files `4vect.data.special` and `wtext.data.special` that will serve for transmitting the four-momenta and the weights between the programs. These special FIFO files are then linked to the appropriate input/output file names for `KoralW` and `YFSWW3` in their local working directories.
5. Finally, the two programs are executed with the *common default data cards*! They are modified later on by the user cards located in the local working directory.

The proposed scheme of CMC `KoralW` \rightarrow `YFSWW3` \rightarrow `KoralW` is not the only possibility of realizing the four-fermion background and $\mathcal{O}(\alpha)$ NL corrected events. Alternatively, one can construct the CMC the other way around: `YFSWW3` \rightarrow `KoralW` \rightarrow `YFSWW3` (symbolically `YFSWW3&KoralW`). In general, this direction has a serious drawback – the four-fermion correction weight from `KoralW` can be very high, especially for the final states with electrons,

over the maximal weight contribute to the total cross-section less than a certain, predefined, small number. This would lower substantially the maximal weight for the rejection.

spoiling the convergence of the series. On the contrary, the `YFSWW3` weight for the $\mathcal{O}(\alpha)$ NL correction is well behaved and for LEP2 energies it seems not to exceed a few tens. However, if the phase space for generation were restricted to WW -like configurations the situation would be reversed – the four-fermion correction weight would be smaller than the $\mathcal{O}(\alpha)$ NL one and the scheme `YFSWW3&KoralW` would be a good choice.

We conclude this section with two technical remarks on the FIFO mechanism. They may prove useful in practical implementations of FIFOs.

1. The FIFO special files must be created (by the command “`mkfifo file_name`”) on a *local* disk of a computer on which the program will be executed. This means in particular that it cannot be created directly on the AFS file system or even on a mounted remote file system. The good location is, for example, the `/tmp` directory. After creation, however, the FIFO special file can be symbolically linked to any location in the mounted or AFS file systems. The FIFO special file itself requires only 4kB of disk space.
2. In certain configurations of the data transfer through named pipes, it may be at some point necessary to flush the output buffers of the programs. The syntax of the FORTRAN command for that operation is `call flush(unit_number)`.

2.2.4 Possible future development

Our present modest application of the parallel processing to MC event generation is schematically depicted in Fig. 1. Note that on a dual-processor machine, at a certain moment `KoralW` is calculating the four-fermion matrix element while `YFSWW3` is *simultaneously* calculating the electroweak $\mathcal{O}(\alpha)$ corrections. In the present form, however, `KoralW&YFSWW3` does not really allow us to profit fully from running on the multiprocessor machine. It is mainly because the calculation of the $\mathcal{O}(\alpha)$ NL correction takes on average longer than the calculation of the four-fermion correction; as a result the `KoralW` process is sometimes waiting for `YFSWW3` before the final reprocessing of the event. Also hadronization by JETSET, which takes a substantial amount of CPU time and is independent from `KoralW` and `YFSWW3`, is not delegated to a separate process, but included as a part of `KoralW`.

In Fig. 2 we show another possible future concurrent arrangement, which would work more efficiently on the multiprocessor installation. Here, four independent processes work “in the cascade”, in such a way that when the last process (`PYTHIA`) finishes to hadronize an event, the first process may have already started to construct the next event. A similar solution was proposed in Ref. [35], however limited to a solution in which MC generators communicate through disk files (database)⁸. Of course, there are many other possible variants of such a scheme – the best one should be adapted to a particular MC generation problem and to available hardware.

The important advantage of such a concurrent arrangement is that it provides “encapsulation” for the “dusted deck programs”, without the need of laboriously translating

⁸To our knowledge it was not realized in some widely used practical application.

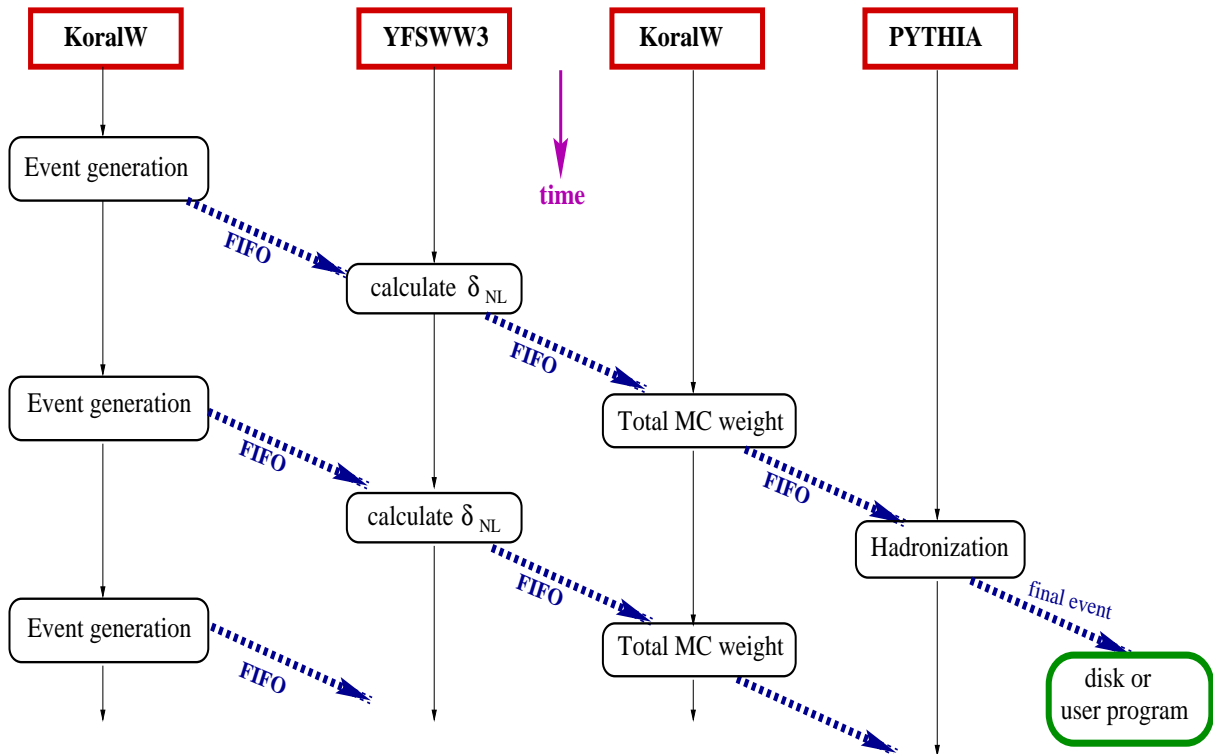


Figure 2: The time-flow chart for the possible future concurrent cascade-type arrangement of KoralW, YFSWW3 and a hadronization package such as PYTHIA.

them to object-oriented C++ or another OO programming language. It also allows an easy combination of programs written in different programming languages. This may prove to be in practice a rather effective solution, before eventual emergence of the next generation of event generators, written from scratch in the OO environment.

3 Numerical tests

Although the basic idea of reweighting MC events, produced either by the same MC event generator or the other one, is relatively simple, its actual implementation has to be tested very carefully. Such tests are the principal aim of the present section. We shall concentrate on the reweighting of MC events produced by KoralW using the correction weight produced by YFSWW3, that is on the “asymmetric” procedure $K + \delta Y$ described in Subsection 2.2.2. Before the programming tools for such a scenario can be fully trusted, we have to perform certain important introductory numerical tests:

- (A) We are going to check numerically that the common reference differential distributions $d\sigma^R$ generated by KoralW and YFSWW3 are the same.
- (B) For the distribution $d\sigma^{Test} = d\sigma^{\mathcal{O}(\alpha)+ISR_{23}+Cc}$ we are going to test the reweighting tools of KoralW and YFSWW3:

- (B.1) Self-test of YFSWW3: we shall compare results from the standard run of YFSWW3 and from the run $Y + \delta Y$ in which $d\sigma^{Test}$ is obtained by reweighting events generated according to $d\sigma^R$.
- (B.2) Calibration of $Y + \delta K$ using YFSWW3: we shall compare results of $Y + \delta K$ (in which events generated according to $d\sigma^R$ by KoralW are reweighted with the help of YFSWW3) with the direct results of YFSWW3 and with the results of the $Y + \delta Y$ scheme.

In both kinds of tests, numerical results for the cross sections and the key distributions, for instance the distributions of the W mass, W scattering angle and photon energy, should agree within statistical errors. We shall use the approximate version of the correcting weight (δ_{NL-} from YFSWW3). Test (B) will provide the measure of the quality of the approximation.

In all numerical tests in this section, the input parameter set-up and the definitions of event acceptances are that of Ref. [36], unless stated otherwise. For the convenience of the reader, let us recall briefly these acceptance conditions.

For the distributions we used the following cuts/acceptances:

1. We required that the polar angle of any charged final-state fermion with respect to the beams be $\theta_{f_{ch}} > 10^\circ$.
2. All photons within a cone of 5° around the beams were treated as invisible, i.e. they were disregarded in the calculation of any observable.
3. The invariant mass of a visible photon with each charged final-state fermion, $M_{f_{ch}}$, was calculated, and the minimum value $M_{f_{ch}}^{min}$ was found. If $M_{f_{ch}}^{min} < M_{rec}$ or if the photon energy $E_\gamma < 1 \text{ GeV}$, the photon was combined with the corresponding fermion, i.e. the photon four-momentum was added to the fermion four-momentum and the photon was discarded. This was repeated for all visible photons.

In our numerical tests we used two values of the recombination cut:

$$M_{rec} = \begin{cases} 5 \text{ GeV:} & \text{CAL05,} \\ 25 \text{ GeV:} & \text{CAL25.} \end{cases}$$

Let us remark that we have changed here the labeling of these recombination cuts from the slightly misleading BARE and CALO names used in Ref. [36]. This change allows us to reserve the BARE name for a truly bare setup (without any recombination).

The integrated cross sections presented here were obtained without any cuts (labeled in the tables “NO CUTS”) or with the cut No. 1 from the above acceptance conditions (labeled in the tables “WITH CUTS”).

NO CUTS						
Description	Program	$\sigma^{\text{CC03}}[\text{fb}]$	$\sigma^R[\text{fb}]$	$\bar{\delta}_{4f}^{\text{CC03}}[\%]$	$\bar{\delta}_{4f}^R[\%]$	$\bar{\delta}_{NL}^R[\%]$
$\nu_\mu\mu^+\tau^-\bar{\nu}_\tau$ 200 GeV	YFSWW3	219.793 (16)	204.198 (09)	—	—	−1.92 (4)
	KoralW	219.766 (26)	204.178 (21)	0.041	0.044	—
	(Y−K)/Y	0.01 (1)%	0.01 (1)%	—	—	—
$u\bar{d}\mu^-\bar{\nu}_\mu$ 200 GeV	YFSWW3	659.69 (5)	635.81 (3)	—	—	−1.99 (4)
	KoralW	659.59 (8)	635.69 (7)	0.073	0.073	—
	(Y−K)/Y	0.02 (1)%	0.02 (1)%	—	—	—
$u\bar{d}s\bar{c}$ 200 GeV	YFSWW3	1978.37 (14)	1978.00 (09)	—	—	−2.06 (4)
	KoralW	1977.89 (25)	1977.64 (21)	0.060	0.061	—
	(Y−K)/Y	0.02 (1)%	0.02 (1)%	—	—	—
WITH CUTS						
$\nu_\mu\mu^+\tau^-\bar{\nu}_\tau$ 200 GeV	YFSWW3	210.938 (16)	196.205 (09)	—	—	−1.93 (4)
	KoralW	210.911 (26)	196.174 (21)	0.041	0.044	—
	(Y−K)/Y	0.01 (1)%	0.02 (1)%	—	—	—
$u\bar{d}\mu^-\bar{\nu}_\mu$ 200 GeV	YFSWW3	627.22 (5)	605.18 (3)	—	—	−2.00 (4)
	KoralW	627.13 (8)	605.03 (7)	0.074	0.074	—
	(Y−K)/Y	0.01 (1)%	0.02 (1)%	—	—	—
$u\bar{d}s\bar{c}$ 200 GeV	YFSWW3	1863.60 (15)	1865.00 (09)	—	—	−2.06 (4)
	KoralW	1863.07 (25)	1864.62 (21)	0.065	0.064	—
	(Y−K)/Y	0.03 (2)%	0.02 (1)%	—	—	—

Table 1: The numerical check of equality of the integrated reference cross sections σ^R from YFSWW3 and KoralW. We also include σ^{CC03} in which the ISR is switched off (CC03 Born). All results are at $\sqrt{s} = 200$ GeV, with and without cuts. Corrections due to the background diagrams and the missing $\mathcal{O}(\alpha)$ are also indicated; see the text for more explanation. The statistical errors corresponding to the last digits are indicated in parentheses.

3.1 Integrated cross sections

The first test of type (A) is presented in Table 1, where we check whether the integrated reference cross section σ^R defined in the previous section is numerically the same when calculated by KoralW and YFSWW3. It is done for three examples of the CC11 class process (see Ref. [36] for its definition) at the center-of-mass system (CMS) energy $\sqrt{s} = 200$ GeV. In addition to the standard σ^R of the previous section, we also show results for σ^{CC03} , which is a variant of σ^R in which the ISR is switched off. As already indicated, it is the so-called CC03 process (in the 't Hooft–Feynman gauge). As we see in Table 1, the relative differences of the reference cross sections σ^R and σ^{CC03} of YFSWW3 and KoralW are below 3×10^{-4} . This test indicates that the reference differential cross section $d\sigma^R$ is implemented correctly through the corresponding MC weight in both KoralW and YFSWW3. In Table 1, we also indicate the size of the correction $\bar{\delta}_{4f}^R$ due to the background diagrams

and $\bar{\delta}_{NL}^R$ due to the missing $\mathcal{O}(\alpha)$, which are defined as follows:

$$\begin{aligned}\bar{\delta}_{4f}^R &= \frac{\sigma_K^{4f+\text{ISR}_{123}+\text{Cc}} - \sigma^{\text{CC03}+\text{ISR}_{123}+\text{Cc}}}{\sigma^{\text{CC03}}}, \\ \bar{\delta}_{4f}^{\text{CC03}} &= \frac{\sigma_K^{4f} - \sigma^{\text{CC03}}}{\sigma^{\text{CC03}}}, \\ \bar{\delta}_{NL}^R &= \frac{\sigma_{Y_a}^{\mathcal{O}(\alpha)+\text{ISR}_{23}+\text{Cc}} - \sigma^{\text{CC03}+\text{ISR}_{123}+\text{Cc}}}{\sigma^{\text{CC03}}}.\end{aligned}\tag{25}$$

Note that in Table 1 the final-state QCD correction is excluded⁹ from $\bar{\delta}_{4f}^R$ (i.e. $\bar{\delta}_{4f}^R$ is divided by $(1 + \alpha_S/\pi)$). Note also that the Coulomb correction is taken here without screening.

NO CUTS						
Description	Program	σ^{CC03} [fb]	σ_R [fb]	$\bar{\delta}_{4f}^{\text{CC03}}$ [%]	$\bar{\delta}_{4f}^R$ [%]	$\bar{\delta}_{NL}^R$ [%]
$u\bar{d}\mu^-\bar{\nu}_\mu$ 161 GeV	YFSWW3	156.670 (16)	122.832 (08)	—	—	−1.41 (4)
	KoralW	156.601 (24)	122.836 (11)	0.29	0.25	—
	(Y−K)/Y	0.04 (2)%	0.00 (1)%	—	—	—
WITH CUTS						
$u\bar{d}\mu^-\bar{\nu}_\mu$ 161 GeV	YFSWW3	151.158 (16)	118.482 (08)	—	—	−1.41 (4)
	KoralW	151.089 (24)	118.485 (11)	0.29	0.25	—
	(Y−K)/Y	0.05 (2)%	0.00 (1)%	—	—	—
NO CUTS						
$u\bar{d}\mu^-\bar{\nu}_\mu$ 500 GeV	YFSWW3	261.368 (23)	292.029 (18)	—	—	−4.95 (4)
	KoralW	261.348 (17)	291.979 (19)	−0.51	−0.51	—
	(Y−K)/Y	0.01 (1)%	0.02 (1)%	—	—	—
YFSWW3-like extrapol.	KoralW	261.348 (17)	291.980 (22)	−0.51	−0.51	—
	(Y−K)/Y	0.01 (1)%	0.02 (1)%	—	—	—
WITH CUTS						
$u\bar{d}\mu^-\bar{\nu}_\mu$ 500 GeV	YFSWW3	181.505 (22)	209.449 (17)	—	—	−6.34 (4)
	KoralW	181.480 (17)	209.592 (18)	−0.69	−0.69	—
	(Y−K)/Y	0.01 (1)%	−0.07 (1)%	—	—	—
YFSWW3-like extrapol.	KoralW	181.480 (17)	209.426 (21)	−0.69	−0.69	—
	(Y−K)/Y	0.01 (1)%	0.01 (1)%	—	—	—

Table 2: The numerical check of equality of the integrated reference cross sections σ^R from YFSWW3 and KoralW, as in Table 1, but for two other energies: 161 GeV and 500 GeV.

In Table 2, we present the analogous (A)-type test for the integrated cross sections as in Table 1 but for two other CMS energies: close to the WW -threshold, 161 GeV, and at

⁹ This helps the direct comparison between $\bar{\delta}_{4f}^R$ and $\bar{\delta}_{4f}^{\text{CC03}}$. See also Ref. [36] for a description of the QCD correction.

500 GeV, within the range of the future Linear Collider. As we see, the result of the test is again positive. The integrated reference cross section σ^R is again the same from both YFSWW3 and KoralW to within 5×10^{-4} . In Table 2, we also show the effect of switching from the extrapolation/reduction procedure of KoralW to that of YFSWW3 (which is the source of the largest discrepancy of -0.07%). One can verify that the size of this effect is at the sub-per mille level and appears only in the case with imposed cuts. For the case without any cuts there is no difference in the total cross section, as expected. Note that Table 2 shows the case of $\sqrt{s} = 500$ GeV. At $\sqrt{s} = 200$ GeV, there is no difference between these two extrapolation procedures.

Type of calculation		NO CUTS		WITH CUTS	
MC	Formula	σ_i [fb]	$\frac{\sigma_i}{\sigma_1} - 1$	σ_i [fb]	$\frac{\sigma_i}{\sigma_1} - 1$
Y	$\sigma_1 = \sigma_{Y_a}^{\mathcal{O}(\alpha)+ISR_{23}+Cc}$	623.07 (14)	—	593.03 (15)	—
$Y + \delta Y$	$\sigma_2 = \int d\sigma_{Y_a}^R [1 + \delta_{NL-}^R]_Y$	622.59 (14)	$-0.08(3)\%$	592.57 (14)	$-0.08(3)\%$
$K + \delta Y$	$\sigma_3 = \int d\sigma_K^R [1 + \delta_{NL-}^R]_Y$	622.68 (17)	$-0.06(4)\%$	592.58 (17)	$-0.06(4)\%$
$K + \delta Y$	$\sigma_4 = \int d\sigma_K \left[1 + \frac{\delta_{NL-}^R}{1 + \delta_{4f}^R}\right]$	623.24 (6)	$+0.03(2)\%$	593.14 (6)	$+0.02(3)\%$
$K + \delta Y$	$\sigma_5 = \sigma_3(4f \text{ presampler})$	622.74 (6)	$-0.05(2)\%$	592.66 (6)	$-0.06(3)\%$

Table 3: The self-test of YFSWW3 ($Y + \delta Y$) and the test of CMC KoralW&YFSWW3 ($K + \delta Y$) for the $\mathcal{O}(\alpha)$ -corrected integrated cross section $\sigma^{\mathcal{O}(\alpha)+ISR_{23}+Cc}$ (no background diagrams). All results are at $\sqrt{s} = 200$ GeV, for the $u\bar{d}\mu^-\bar{\nu}_\mu$ final state, with and without cuts. The statistical errors corresponding to the last digits are indicated in parentheses.

In Table 3 (test (B)), we show in the *first line* the standard “best” result of YFSWW3. In the *second line* we present the self-test of YFSWW3 of the type $Y + \delta Y$ in which events are primarily generated with YFSWW3 according to the reference distribution $d\sigma^R = d\sigma^{CC03+ISR_{123}+Cc}$ and are later reweighted using the weight $[1 + \delta_{NL-}^R]_Y$ calculated also by YFSWW3. In the *third line* we show the test of the CMC KoralW&YFSWW3 of the type $K + \delta Y$, in which events are generated using KoralW according to $d\sigma^R$ and are reweighted using the same weight $[1 + \delta_{NL-}^R]_Y$ provided by YFSWW3. The σ_2 and σ_3 represent the same quantity generated in two different ways, and indeed the numerical agreement between them is well within the statistical errors. The agreement of the latter two results with the first one is within 0.08%. It is sufficient for the purpose of LEP2. Note that we do not expect perfect agreement, owing to the use of the approximate δ_{NL-}^R . The above discrepancy is also much smaller than the size of the NL correction itself, which is often up to 2%. In the *fourth line* we show the result of the CMC KoralW&YFSWW3 in the full operational mode. Since the four-fermion correction is rather small we have checked, using differences of the MC weights, that the four-fermion correction contribution in σ_4 is 0.4985(17) fb, that is 0.0728(2)% in units of the CC03 cross section (adjusting also for the QCD factor $(1 + \alpha_S/\pi)$) for the “No-Cuts” case, and 0.4822(17) fb, i.e. 0.0741(3)% for the “With-Cuts” case. This is fully compatible with the results shown in Table 1. Finally, in the *fifth line* we show again calculation of the cross section equal to σ_3 , obtained, however, as a by-product of the previous CMC KoralW&YFSWW3 run in the full

operational mode, with different arrangement of the MC weights. As compared with the original σ_3 calculation, `KoralW` is now run in the CCall mode instead of the CC03. The equality $\sigma_3 = \sigma_5$ (within the statistical errors), provides yet another consistency check of the CMC `KoralW&YFSWW3`.

3.2 One-dimensional distributions

The example of a purely technical test is also presented in Fig. 5, where we check that the $d\sigma^R$ distribution of the polar angle of the W and of the photon angle with respect to the final charged fermion is the same, after adjusting the reduction/extrapolation procedure to be the same in `KoralW` as in `YFSWW3`, while it was not the same for the original reduction/extrapolation procedure of `KoralW` version 1.41.

Another technical test is presented in Figs. 6 and 7 (test (A)) where we check, for various distributions, that the reference distribution $d\sigma^R$ is identically implemented in `KoralW` and `YFSWW3`. The distributions of the W mass and angle, of the photon energy and angle are the same within the statistical errors. We conclude that $d\sigma^R$ is implemented correctly, at the precision level relevant to LEP2.

Finally, in Figs. 8 and 9, we calibrate the CMC `KoralW&YFSWW3` using `YFSWW3` for the distribution $d\sigma^{\mathcal{O}(\alpha)+\text{ISR}_{23}+\text{Cc}}$ (test (B)). Again, for the distributions of the W mass and angle, of the photon energy and angle, we see the satisfactory agreement between the results of the CMC `KoralW&YFSWW3` and of `YFSWW3`, with the exception of the angular distribution of the hardest photon, where a small deviation shows up for large angles. We attribute it to the use of the approximate character of δ_{NL-}^R provided by `YFSWW3`. In the last two figures, we also indicate the size of the NL and four-fermion corrections. For a more exhaustive discussion of the complete “best” results of the CMC `KoralW&YFSWW3` we refer the reader to other works [23].

4 Details of modifications of `KoralW` version 1.51

In this section we describe in detail all the modifications introduced in the version 1.51 of `KoralW` with respect to the previous version 1.41.

In the first subsection we present the changes that allow the use of `KoralW` together with `YFSWW3` in the form of Concurrent Monte Carlo `KoralW&YFSWW3`. The key modification necessary for this scheme is the option of reprocessing by `KoralW` the events stored on some external device, generated earlier by `KoralW` or `YFSWW3`. In addition, a new optional “extrapolation procedure”, as in `YFSWW3`, and a new, screened, Coulomb correction have been implemented in `KoralW` to ensure the full compatibility of `KoralW` with `YFSWW3`, whereas a new optional normalization scheme allows for cross-checks with other programs, such as `RacoonWW` for example.

In the next subsection we will describe modifications that will be helpful in the application of `KoralW` to study the background to the two-fermion processes due to the emission of a secondary fermion pair. The idea is to calculate separately the contribution from

the real fermion-pair emission in the complete phase space and the virtual corrections; see [30] for more details. The corresponding virtual pair contribution should be calculated by the *KK* Monte Carlo program [37] and the cancellation between the leading real and virtual logarithms is done numerically. The use of the MC program for calculating these corrections may be an interesting alternative to the semi-analytical approach. More information on this approach to the fermion-pair corrections in the two-fermion processes can be found in [30]. The presented modifications of *KoralW* provide a number of approximate matrix elements (ISNS, FSNS, etc.) and a new “extrapolation procedure” oriented toward the *t*-channel-dominated photonic radiation.

Finally, in the last subsection we shall describe “miscellaneous” modifications not related directly to any of the above subjects.

4.1 Modifications related to *W*-pair processes and communication with YFSWW3

4.1.1 Switches activating reading and writing events

We have added switches to activate and steer the process of reading events in the form of a list of four-vectors from the external file, instead of generating them. The four-vectors must be located in the file `4vect.data.in` and the exact format is specified in the subroutine `reader2` in `korww/karludw.f`. The relevant input parameter `i_disk` is set in the standard way, as other input parameters; see Table 8. It may be set as follows: `i_disk=0` (default), standard MC generation of four-vectors (no reading events); `i_disk=1`, internal tests on the four-fermion presampler; `i_disk=2,3,4`, new settings for reading the four-vectors for FIFO. When using FIFO the user of the program should adjust the style formats for the reading of four-momenta from the storage file by setting the values 2, 3 or 4 to the variable `i_disk`. Let us describe this organization in more detail:

`i_disk=0`: standard MC generation of four-vectors (no reading).

`i_disk=1`: internal tests of the four-fermion presampler (special tests).

`i_disk=2 (reading from the disk file)`: an event is read from an external ASCII file in a format close to the PDG common block; four-momenta of all four final fermions, the number of photons and their four-momenta (if present) – let us call the above a “PDG event record”; for the actual formats see the subroutine `reader2`.

`i_disk=3 (for FIFO)`: in this case a normal event starts with a line with any single character (`character*1`) other than “E” followed by a “PDG event record” in the format of the `i_disk=2` case; if the first line contains the character “E” then the reading program exits immediately¹⁰.

¹⁰ Such an elaborate organization is convenient (albeit not necessary) while communicating with another generator through FIFO. The normal end-of-file does not work any more for the FIFO mechanism and

i_disk=4 (for FIFO): in this case a normal event starts with a line with any single character (`character*1`) other than “R” and “E” followed by the “PDG event record” and followed by the MC weight; alternatively, the event may start with the marker “R” in the first line, followed by the (almost) empty PDG record and the weight¹¹; finally (alternatively), the line with marker “E” terminates the reading process immediately.

There is a corresponding switch `i_writ_4v=2,3,4` which, upon activation, causes `KoralW` to write the file `4vect.data.out` in the formats corresponding exactly to the ones specified for the above settings of `i_disk`.

It must be kept in mind that in the mode `i_disk=2,3,4`, `KoralW` will *not* calculate certain parts of the differential distributions $d\sigma_K$. In this case only the ratios of the four-fermion matrix element weights (`wtset(1-4,6-9)`) are meaningful; for example, we have $\text{wtset}(\text{i_prwt})/\text{wtset}(10-\text{i_prwt}) = 1 + \delta_{4f}^R$, see eq. (14).

Note that `i_disk=2,3,4` works for the ISR as well as for the CC03. An inclusive mixture of the final states with different flavor composition is also allowed.

It is also sometimes useful to switch off the printouts for weights over `wtmax` by setting `i_prnt=0` while reading four-vectors from the file (as `wtmax` makes no sense in this context).

4.1.2 Switches activating reading and writing weights

There are two additional keys, which are steering the process of writing and reading Monte Carlo weights from the external files `i_writ_wt` and `i_read_wt`. The `i_writ_wt` key activates writing weights into the file `wtext.data.out` in the subroutine `writer_wt` in `korww/karludw.f`:

i_writ_wt=1: Only one external weight `wtext = wtset(i_prwt)/wtset(10-i_prwt)` is written. The input variable `i_prwt` (see Table 8) defines the perturbative order of the ISR for the best (principal) weight.

i_writ_wt=3: The first nine entries from the `wtset` matrix are written.

The `i_read_wt` key has a twofold function: it controls reading weights from the external device (from the file `wtext.data.in`) and it optionally activates special tests of this procedure (of no interest for the user). For positive values, various modes of reading weights from the file are invoked:

i_read_wt=1: One external weight `wtEXT` is read and combined in an additive way with the entries 1–9 of the `wtset` matrix:

$$\text{wtset}(i) = \text{wtset}(i) + \text{wtset}(10 - i_prwt) * (\text{wtEXT} - 1).$$

the slave program would not terminate automatically when the master program finishes. Alternatively, this termination can be done directly by the operating system.

¹¹This kind of event record serves the purpose of determining the normalization of the integrated cross section, using the total number of events (rejected and accepted) and the value of the stored weight.

i_read_wt=2: One external weight **wtEXT** is read and combined in a multiplicative way with the entries 1–9 of the **wtset** matrix: **wtset(i)=wtset(i)*wtEXT**.

i_read_wt=3: Nine weights are read and stored as entries 1–9 of the **wtset** matrix, overwriting the old values.

i_read_wt=4: Nine weights are read and stored as entries 91–99 of the **wtset** matrix.

For negative values of **i_read_wt** certain tests are performed on the weights from the disk.

i_read_wt=-3: The **wtset** entries 1–9 are read and compared with the ones calculated directly by **KoralW**.

i_read_wt=-2: A single **wtEXT** is read and compared with the four-fermion matrix element calculated directly by **KoralW** (this is useful for checking the conventions of the matrix element).

i_read_wt=-1: A single **wtEXT** is read and compared with the CC03 matrix element calculated directly by **KoralW** (this is useful for checking the conventions of the matrix element).

User must be aware of the high sensitivity of the four-fermion matrix element with respect to small changes of the four-vectors. For example, in order to reproduce the original **wtset** weights when recalculated by **KoralW** in the **i_disk > 1** mode, an additional kinematical tune-up (the Lorentz boost from the LAB frame to the effective CMS_{eff}) has been permanently introduced in version 1.51 (marked with the special string <<<< **tune-up** >>>> in the source file **karlud.f**). If four-momenta are generated by **YFSWW3**, then **KeyISR=2** should be chosen (see below for more details on the new meaning of **KeyISR=2**) to ensure the compatibility of the ISR “extrapolation procedures”.

4.1.3 New MC weights related to CC03

Already in the previous version, 1.42, of **KoralW** the CC03 matrix element was always calculated, even in the CCall mode (**Key4f=1**). In the present version, the MC weight corresponding of the CC03 matrix element is now always provided (also for **Key4f=1**) by **KoralW** as **wtset(10-i)**, where **i=4** corresponds to the standard (best) $\mathcal{O}(\alpha^3)$ exponentiated LL variant of the ISR distribution ($d\sigma^R$). The other variants $\mathcal{O}(\alpha^{i-1})$ $i = 1, 2, 3$ are also provided for each event. For **Key4f=1** the other **wtset(i)** provide, as before, the values of the MC weights corresponding to the CCall matrix element. The above arrangement provides an *event-per-event* access to the difference CCall–CC03:

$$\text{wtdiff} = \text{wtcrud} * (\text{wtset(i)} - \text{wtset(10 - i)}), \quad (26)$$

as well as the elements for the construction of the four-fermion correction weight

$$[1 + \delta_{4f}^R]_K = \frac{d\sigma_K^{4f+ISR_{1\dots(i-1)}+Cc}}{d\sigma^R} = \frac{|M^{4f}(\{p, q\}^{\mathcal{R}})|^2}{|M^{\text{CC03}}(\{p, q\}^{\mathcal{R}})|^2} = \frac{\text{wtset(i)}}{\text{wtset(10 - i)}}, \quad (27)$$

see Eqs. (14) and (23), necessary for reweighting the **YFSWW3** events.

4.1.4 New extrapolation/reduction procedure

The next modification concerns the “extrapolation procedure”, i.e. the calculation of the Born-level four-fermion matrix element in the presence of multiple photons. The four-fermion matrix element, defined for points from the four-body phase space, has to be extrapolated to points from the multibody phase space. In other words, the multibody phase space has to be projected onto the four-body phase space. There is a freedom in defining this procedure and the default ones in `KoralW` and `YFSWW3` differ by a finite rotation of the effective CMS frame of the final-state fermions with respect to the laboratory frame, leading to differences in some photonic distributions (but not in the total cross-section!). Therefore, the new procedure we introduced in `KoralW` is *identical* to that in `YFSWW3`. It is accessible under the `KeyISR=2` setting in the input cards. Note that the physical origin of this freedom is the lack of the complete $4f + n\gamma$ matrix elements. They are approximated correctly in both the soft and collinear limits (up to $n = 3$) but miss some non-leading-logarithmic corrections for transverse photons, responsible for this ambiguity.

4.1.5 Screened Coulomb correction

The screened Coulomb correction as proposed in Ref. [33] has been added. It can be activated by setting the `KeyCul` input parameter to `KeyCul=2`. This ansatz is an efficient approximation of the non-factorizable corrections. It is also helpful for comparisons, with `YFSWW3`, with the screened Coulomb correction as the default option.

4.1.6 New meanings of `KeyBra` switch

The `KeyBra` switch has changed some of its meaning. Namely, the setting `KeyBra=1` has been modified. In version 1.42 it took the arbitrary values of W decay branching ratios from the input while fixing the value of α_S at 0.12 and recalculating the W width $\Gamma_W = 3/(2\sqrt{2}\pi)M_W^3 G_\mu (1 + (2/3)(\alpha_S/\pi))$. Such an input set-up could have led to inconsistency if the branching ratios had been changed from the supplied default values.

The modified setting `KeyBra=1` allows for arbitrary W decay branching ratios as well as α_S and Γ_W , taken without any consistency checks and modifications from the input cards. This option changes also the way the CC03 matrix element is normalized. The new normalization of the Born CC03 matrix element in the `KeyBra=1` mode is the following. Instead of the $\text{Br}(W \rightarrow e\nu_e)$ from the input, the Standard Model value $\text{Br}_{el} = \alpha_W M_W / (12 \sin^2 \theta_W \Gamma_W)$ is taken, and the normalization of the decay channel (i, j) is set by the factor $\text{Br}_i \text{Br}_j / \text{Br}_{el}^2$ with respect to the $(e\bar{\nu}_e, \nu_e \bar{e})$ decay channel.

These changes were necessary in order to allow for running `KoralW` with the input parameters as defined by `RacoonWW` in its comparisons with `YFSWW3` in [36]. In this way, `KoralW` and the CMC `KoralW&YFSWW3` can be directly used for the comparisons with `RacoonWW`.

The “old” setting `KeyBra=1` of the version 1.42 has been preserved under the new setting `KeyBra=3` with the only change that now the W branching ratios are *not* taken

from the input but are “hardwired” into the source code (to their default values of the version 1.42) enforcing consistency with the W width and α_S , which are also set in the program.

`KeyBra=2` remains unchanged.

4.1.7 New meanings of the `KeyMix` switch

The default value of the `KeyMix` parameter has been changed from `KeyMix=0` to `KeyMix=1`. This key chooses the electroweak “Input Parameter Scheme”, and the accessible settings are `KeyMix=0`: “LEP2 Workshop 1995” scheme and `KeyMix=1`: G_μ -scheme. In the previous versions we recommended the scheme `KeyMix=0`, worked out throughout the 1995 LEP2 Workshop. However in `YFSWW3` only the standard G_μ -scheme is available for the $\mathcal{O}(\alpha)$ NL corrections. Therefore, in order to make the two programs compatible, we changed the default scheme to G_μ in `KoralW` as well. It must be stressed that the Born level difference between the “LEP2”-scheme and G_μ -scheme is well below the quoted 2% physical precision of `KoralW`, and both choices are equally legitimate. This difference itself is due to the $\mathcal{O}(\alpha)$ NL corrections to the Born process missing in `KoralW`. Therefore, when the $\mathcal{O}(\alpha)$ NL corrections are calculated with the `YFSWW3`, the problem is solved – now the difference between any two schemes is due to the second-order corrections and can be neglected.

4.2 Modifications related to two-fermion and t -channel-dominated processes

4.2.1 New `i_sw4f` switch for selecting subgroups of Feynman graphs in the matrix element

The option of downgrading the complete four-fermion matrix element to certain subclasses of graphs has been implemented for some final states. It can be activated with the input parameter `i_sw4f`. It has been installed with an eye toward applications of `KoralW` in the calculation of the background to the two-fermion processes due to the emission of an additional fermion pair. Therefore the implemented options have been motivated by the options available in the `Gentle` program [38]. Denoting initial states non-singlets as ISNS and final-state non-singlets as FSNS (see also ref. [36]) the following options are available:

`i_sw4f=-1`: all approximations set in the data parameter `/isw4f/` in `amp4f.f`; transmitted out with the `wt4f(9)` weight,

`i_sw4f=0`: the CC03 approximation,

`i_sw4f=1`: the complete four-fermion (default),

`i_sw4f=2`: the ISNS $_{\gamma+Z}$ $\tau^+\tau^-$ pair emission in the $e^+e^- \rightarrow \mu^+\mu^-$ process,

- i_sw4f=3:** the $\text{FSNS}_{\gamma+Z} \tau^+\tau^-$ pair emission in the $e^+e^- \rightarrow \mu^+\mu^-$ process,
- i_sw4f=4:** the $\text{ISNS}_{\gamma} + \text{FSNS}_{\gamma} \tau^+\tau^-$ or e^+e^- pair emission in the $e^+e^- \rightarrow \mu^+\mu^-$ process,
- i_sw4f=5:** the $\text{ISNS}_{\gamma} \tau^+\tau^-$ or e^+e^- pair emission in the $e^+e^- \rightarrow \mu^+\mu^-$ process,
- i_sw4f=6:** the $\text{FSNS}_{\gamma+Z} \mu^+\mu^-$ pair emission in the $e^+e^- \rightarrow \tau^+\tau^-$ process.

Further approximations can be added in the subroutine `selgrf` located in the file `grc4f_init/selgrf.f`. The `ibackgr` variable denotes the value of `i_sw4f`, whereas `nthprc` is the decay channel number as defined in the `amp4f` routine (with the variable `idef`).

4.2.2 New reduction/extrapolation procedure for t -channel processes

Another “extrapolation procedure” (accessible with the `KeyISR=3` setting) has been implemented in `KoralW` in order to improve on photonic emission in the case of the t -channel-dominated processes. The standard option of `KoralW` (i.e. `KeyISR=1`) for matching the ISR QED bremsstrahlung generation with the generation of the Born-level hard process is designed in a way that assumes that the four-fermion process always involves a substantial contribution from the s -channel interactions. That is the preferred approach in the case of the CC03 W -pair production and decay. However, in such cases as the generation of the fermion-pair corrections to the two-fermion final states, it is no longer the optimal one. Of course, in such configurations the whole assumption of the separate treatment of the QED photonic ISR bremsstrahlung and the fermion-pair emission is not the best one, even for the lowest-order approximation. The standard `KoralW` solution is however much worse, since it breaks the principle of the leading-log treatment. This leads to some pathologies as described in the program documentation, which consist of uncontrolled wash-out of the fermions originally generated close to the beam pipe toward larger angles and eventually down to the acceptance region.

Fortunately this inconsistency is easy to fix, by following the logic of the LL approximation in which the photon and fermion-pair emissions should not affect each other. This means that the bremsstrahlung should not modify the numerical value of the small t -channel transfers with which the four-fermion process matrix elements vary a lot.

The modification for the algorithm is localized in the subroutine `from_cms_eff` in the file `karludw.f` only. The kinematical transformation between the laboratory system and the four-fermion rest frame CMS_{eff} must depend not only on the momenta of the ISR photons but also on the final-state fermions. The freedom of rotating the effective CMS_{eff} frame of the final-state fermions with respect to the laboratory frame is used to ensure that the smallest scalar product of all eight products built out of one of the effective beams (in CMS_{eff}) and one of the final state four-momenta will be identical to the same product built out of the respective laboratory-frame four-momenta for the same beam and the final-state fermion.

4.3 Miscellaneous modifications

1. The semi-analytical part (**KorWan**) now supports a non-running W width as well as the running one, i.e. the key **KeyWu** is now fully functional in semi-analytical calculations.
2. Automatic resetting of the low-level cuts to zero in the mode with the **CC03** matrix element has been disabled. Now the cuts must be set in the input cards for both **CC03** and four-fermion modes in an identical way.
3. The convention of writing four-momenta of the MIX-type CKM-suppressed final states ($d\bar{d}c\bar{c}$, $u\bar{u}s\bar{s}$, $u\bar{u}b\bar{b}$, $c\bar{c}b\bar{b}$) in the common blocks **momdec** and **cms_eff_momdec** has been unified in both the **CC03** and four-fermion modes to the four-fermion convention (as given above in parentheses). This has been done in order to define uniquely the form of the input in the case of reading the four-momenta from the external file. The way the Lund common block is filled and hadronization is done for these states has not been changed, i.e. it is performed as WW in the **CC03** mode and as ZZ in the four-fermion mode. This change removes the inconsistency of notation present in version 1.42.
4. Some of the dip-switches have been replaced by the input parameters and some new parameters have been added. See the Appendix for the complete list of the new input parameters in the **data_DEFAULTS** file.
5. The **PHOTOS** package [32] was updated with the new version, better adjusted to the present software requirements (Linux, **HEPEVT** of the non-standard dimensionality, etc.). The functionality of the program was not changed, except for the removal of the security check on photon emission from light quarks. Such an option is often in use for some W -pair studies, so even though from the physics point of view it is, as yet, of not much interest, we leave it here to enable tests/comparisons with other calculations. The radiation from both leptons and quarks is activated by the new setting **ifphot=2** in the input parameters. The old **ifphot=1** setting has not changed its meaning of the photon emission from leptons only. The appropriate warning message is printed by the version of **PHOTOS** included here.

Note also that in the distribution version of **TAUOLA** the parameters in the τ decay modes are not adjusted to the recent experimental data. We recommend the user to replace this version of **TAUOLA** [39, 40] with the one accepted within her/his own collaboration. The technical update explained in Refs. [41, 42] will resolve this inconvenience in the future releases of the program.

5 Installation of KoralW version 1.51

The version 1.51 of **KoralW** is distributed as a stand-alone package as well as in the form of an update to the old version 1.42.3.

5.1 Stand-alone version

If one plans to use KoralW together with YFSWW3, the following steps should be observed:

- The main directory of the YFSWW3 program should be placed next to the KoralW main directory. (That means YFSWW3 should be visible from the KoralW main directory as `../yfsww3-1.16-export`.)
- Next, one should descend into the directory `demo.yfsww` of KoralW and execute the `make yfsww3-install` command to perform the installation of the `demo.koralw` subdirectory in the YFSWW3 main directory. The name of the YFSWW3 directory can be specified in the `makefile` file in the `demo.yfsww` directory; the default name is `yfsww3-1.16-export`. This installation (`make yfsww3-install`) will be automatically performed when a demo run of KoralW&YFSWW3 is invoked by `make KandY` or `make XKandY`.
- It may sometimes be necessary to set appropriate compiler flags, dependent on the operating system (the default is Linux RedHat versions 6.x and 7.x). To do this one must go to the main KoralW directory, set all relevant options in the `makefile` file in the first place and then execute the command `make makfil`. A similar operation may also be needed for the YFSWW3 program.
- At this moment the program is ready to use. One can descend again to the `demo.yfsww` directory and perform various tests.

5.2 Update of the old version

The patch source code is located in the `koralw-1.51.x-export/demo.yfsww` directory. To perform the update one should follow the following steps:

- Extract the directory `demo.yfsww` from the distribution version of KoralW 1.51 and move it to the main directory of KoralW 1.42.3, i.e. to `koralw-1.42.3-export`.
- If one plans to use KoralW together with YFSWW3, the main directory of the YFSWW3 source code (at present `yfsww3-1.16-export`) should be placed next to the directory `koralw-1.42.3-export`.
- After descending into the directory `demo.yfsww` one should execute the command `make install` to perform the actual installation. Upon installation, some of the original files of KoralW will be modified and, optionally, a new directory `demo.koralw` will be created in the `yfsww3-1.16-export` directory (the name of the YFSWW3 directory can be changed in the `makefile` file in `demo.yfsww` directory, the default is `yfsww3-1.16-export`). One can undo the changes by the `make uninstall` command.

- After installation, it is usually necessary to set appropriate compiler flags, dependent on the operating system. To do this one must go up to the main `KoralW` directory, set the options in the `makefile` file and execute the `make makfil` command. A similar operation may also be needed for the `YFSWW3` source code.
- At this moment the source code is ready to compile and execute. One can descend again to the `demo.yfsww` directory and perform various tests.

5.3 Summary of the make commands relevant to the installation

In this subsection we summarize the options, available in the master `makefile` in the `demo.yfsww` directory, which are relevant to the installation.

5.3.1 Stand-alone version

- `make yfsww3-install` – installs the `demo.koralw` directory in the `YFSWW3` main directory, necessary for the CMC `KoralW&YFSWW3`

5.3.2 Update of the old version

- `make install` – creates the version 1.51 of `KoralW` out of the version 1.42.3
- `make update` – copies any changes in the source directory `src` into the `KoralW-1.51` source code (useful for adding corrections)
- `make uninstall` – recovers the original `KoralW` version 1.42.3

6 Organization of the source code

The copy of FORTRAN files modified in the version 1.51 along with the tests specific to the *W*-physics are located in the single directory `demo.yfsww`. In this directory there are the demo program used for all the demo runs and the master `makefile` that defines the demo runs. The source code FORTRAN files of the version 1.51 are located in the `demo.yfsww/src` subdirectory. If the installation is performed in the form of an update – these files will replace the corresponding files of `KoralW 1.42.3`. Input/output files for tests are stored in a working directory (`demo.yfsww/work`). In the following we shall briefly describe some of the files in the `demo.yfsww` subdirectory.

- `KWyfsww.f` is the main program for tests. It does all the bookkeeping of cross-sections and histograms. The actual job is done by two subroutines: `Prod1` for the Born-level comparisons and `Prod3` for the ISR comparisons. Both routines use the set of cuts used in the comparisons between `YFSWW3` and `RacoonWW` in [36] and plot several distributions for both the `CCall` cross-sections and the `CCall-CC03` difference.

- **makefile** is the master makefile for the installation as well as for the tests.
- **user_selecto.f** – a dummy file for setting low-level cuts, no pre-cuts are set here.
- Subdirectory **work**
In this subdirectory all the input files for the demo programs can be found and the output files are generated. For the exact assignment of the files to specific demo runs, we refer to the **makefile** file. Another three auxiliary files, **iniseed** with a seed for the random-number generator and the **semaphore** and **semaphore.START** flag-files for restarting the generation from a given event or to start from scratch, are also located there.
- Subdirectory **work.tmp**
Some of the tests will create this clone of the **work** directory in order to run two copies of **KoralW** at the same time.
- Subdirectory **src**
This subdirectory contains the FORTRAN source code of the patch for the version 1.51 and the new, updated **data_DEFAULTS** file.
- Subdirectory **krfarm**
Test subdirectory with the setup for running the program on a cluster of computers.

7 Test and demonstration programs

In this section we describe the test and demonstration programs distributed in version 1.51. These demos cover basic demo programs for checking the correctness of the installation process, examples of the procedure of reading events from the disk file, and the examples of running the Concurrent MC based on the FIFO mechanism. These latter tests show how to set up the communication for the concurrent runs of **KoralW** with **YFSWW3** (**KoralW&YFSWW3**) as well as of **KoralW** with itself (**KoralW&KoralW**). All tests are available as options of the master **makefile** in the **demo.yfsww** directory.

7.1 Basic demo runs (tests of the installation)

- **make KWyfsww** – the Born-level test run with the set-up as used for the comparisons with **YFSWW3** for the $\mu\bar{\nu}_\mu u\bar{d}$ final state. The output file is compared with the stored benchmark (for Linux).
- **make KWyfswwISR** – a similar run with the ISR. The output file is compared with the stored benchmark (for Linux).
- **make KWdisk.yfsww** – the comparison of the CC03 matrix element of **KoralW** and **YFSWW3**. The four-vectors generated earlier by **YFSWW3** along with the corresponding matrix element values are read from the disk and compared with the matrix element

recalculated by `KoralW` on an event-per-event basis. By manipulating the `KeyISR` switch, one can inspect the effect due to the change of the extrapolation procedures in `KoralW`.

7.2 Advanced technical tests (reading from the disk file)

- `make KWreadWTset` – a complex test of recalculation of the matrix elements from the events stored on the disk. It consists of four sequential runs of `KoralW`:
 1. `KoralW` generates the four-fermion events and writes them onto the disk together with the values of the `wtset` weights.
 2. `KoralW` reads the generated four-vectors in the `CC03` mode and writes them back onto the disk in the `CC03` mode. This is a purely technical step to assure that both the `CC03` and four-fermion modes lead to the same results (in the previous version, the conventions of writing four-vectors were slightly different for these modes, see Section 4.3).
 3. `KoralW` recalculates `wtset` based on the four-vectors from step 1. The program reports only if the relative discrepancy between `wtset` on the disk and the recalculated one is greater than 10^{-12} .
 4. `KoralW` recalculates `wtset` based on the four-vectors from step 2. The program reports only if the relative discrepancy between `wtset` on the disk and the recalculated one is greater than 10^{-12} .

7.3 Demo of the CMC `KoralW`&`KoralW` with the FIFO mechanism

- `make KWspecial` – a technical test of the FIFO mechanism used in the event reweighting. If you work in the X environment, consider `make XKWspecial` instead. This important testing demo program is schematically depicted in Fig. 3. The demo goes as follows:
 1. At the beginning, a single run of `KoralW1` in the four-fermion mode is performed in order to generate a benchmark output file.
 2. Next, the true demo begins. The first, master, `KoralW2`, located in the directory `work.tmp`, is started. It generates a series of four-fermion events and writes the four-vectors to the FIFO special file `4vect.data.special`. After each set of four-vectors is written, the master `KoralW2` suspends and waits for further input.
 3. Simultaneously, the second, slave, `KoralW3` is executed, also in the four-fermion mode, in the `work` directory. It reads a single set of four-vectors from the FIFO special file `4vect.data.special`, calculates the `wtset` weights with the `CC03` and `CCall` matrix elements, writes `wtset` down to another FIFO special file – `wtext.data.special` and suspends itself.

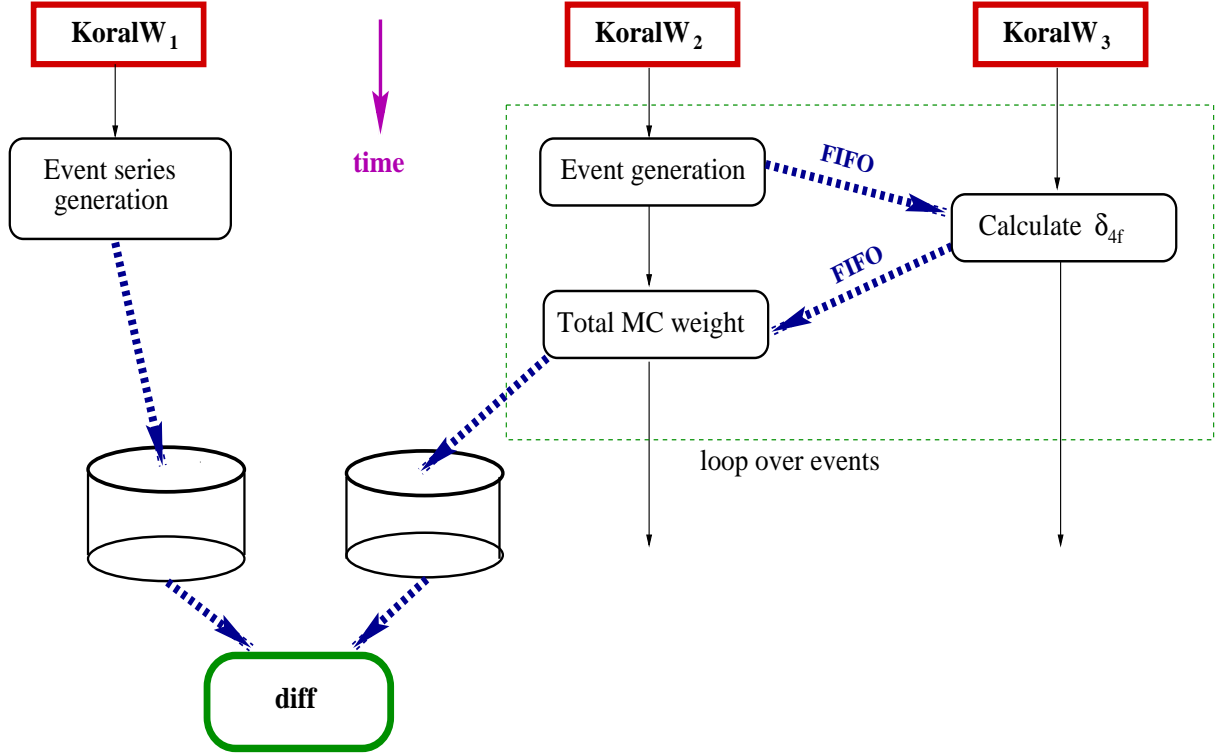


Figure 3: Test KWspecial of the FIFO usage employing two concurrent processes of KoralW. The output is compared (using “diff”) with the output of the standard run of KoralW.

4. Finally, the master KoralW₂ resumes execution and reads from the FIFO file `wttext.data.special` the weight `wtset` calculated by the slave process. These new `wtsets` *overwrite* the original values and the construction of the event is completed by the master process.
 5. After generation, the output file from the master program is compared with the benchmark one generated at the beginning. Apart from the value of a few switches, responsible for read/write operations, there should be no numerical differences between the outputs.
- `make KWspecialEXT` – similar to the `make KWspecial` demo with two exceptions: the master KoralW₂ runs in the CC03 mode and instead of the whole `wtset` vector, only the single correction weight `wtEXT` is passed back from the slave to the master process. This correction weight is then included in all `wtsets` of the master process. In particular, it means that all the so-called CC03 weights of the master process get *upgraded* to the four-fermion level. This is reflected in the comparison of the outputs, where the “upgraded CC03” cross section is compared with the original four-fermion of the benchmark run.
 - `make KWspecialDISK` – similar to the `make KWspecialEXT` demo with the only difference that the master KoralW₂ reads four-vectors from the disk instead of generat-

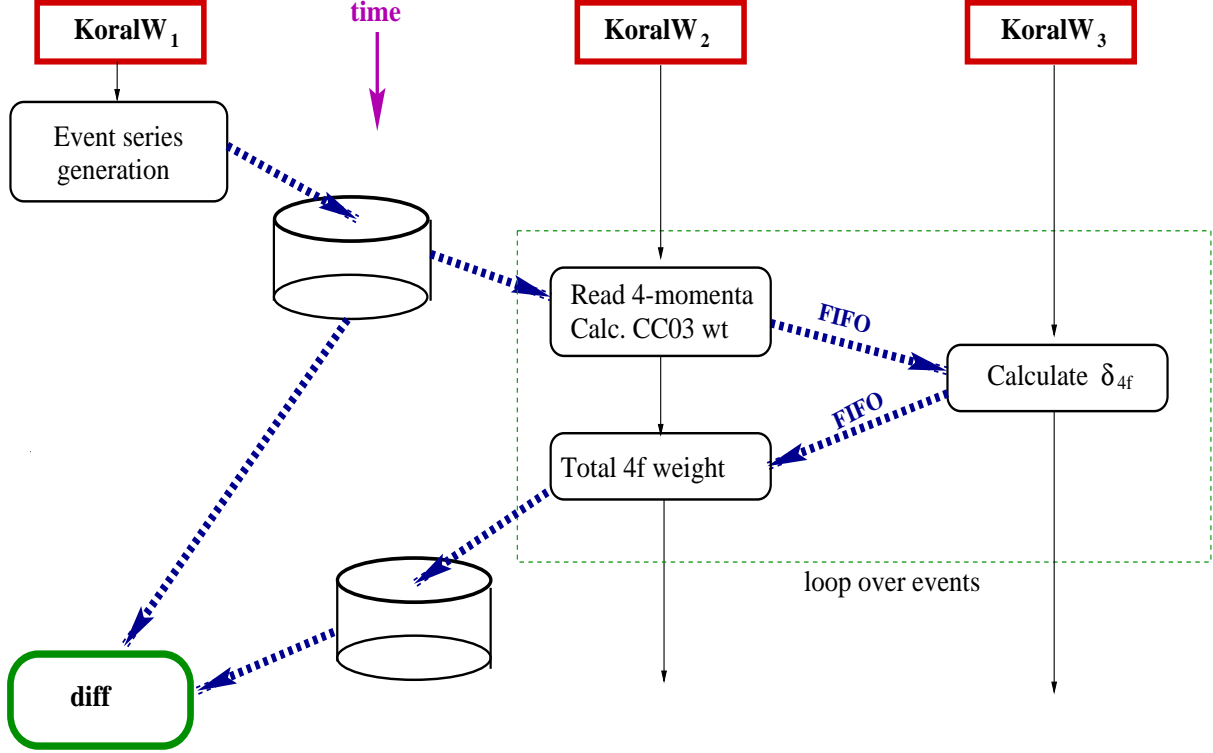


Figure 4: Test `KWspecialDisk` of the FIFO usage employing two concurrent processes of `KoralW`. The output is compared (using “diff”) with the output of the standard run of `KoralW`.

ing them. The four-vectors were generated by the introductory “benchmark” run of `KoralW1`. This demo shows how the CMC solution based on the FIFO mechanism can act as a single MC-like program, reweighting events stored on the disk.

7.4 Demo of the CMC `KoralW`&`YFSWW` with the FIFO mechanism

- **make KandY** – this is the most important demo, showing how to generate four-fermion events with the $\mathcal{O}(\alpha)$ NL corrections as a result of concurrent runs of `KoralW` and `YFSWW3` with the help of the FIFO (“named pipes”) mechanism. If you work in the X environment, consider **make XKandY** instead. The demo works as follows:
 1. Two FIFO special files, `4vect.data.special` and `wtext.data.special`, are created and linked to the appropriate input/output file names in the local working directories of `KoralW` and `YFSWW3`. The `YFSWW3` distribution directory is located next to the `KoralW` one and the working directory of `YFSWW3` is the `demo.koralw` one. The default input data file common for both programs is the one of `KoralW`; two additional input data files, with the (optional) information specific to each program, are located in the corresponding working directories.
 2. The master `KoralW` run is started in the regular mode that generates four-

fermion events and writes down the four-vectors of each event to the FIFO special file `4vect.data.special`.

3. Simultaneously the slave run of `YFSWW3` is started in the mode that reads the four-vectors from the FIFO special file `4vect.data.special` and then writes the $\mathcal{O}(\alpha)$ NL correction weight back into the other FIFO special file `wtext.data.special`.
4. Finally, `KoralW` reads the $\mathcal{O}(\alpha)$ NL correction weight from the special file `wtext.data.special`, combines it with all `wtset` weights in an additive way and completes the generation of the events with both the four-fermion and $\mathcal{O}(\alpha)$ corrections included. Optionally, the rejection to the constant-weight events could be performed at this point.

7.5 X-based versions of some demos with FIFO

- `make XKWspecial` – the version of `make KWspecial` for the X Window System environment.
- `make XKandY` – the version of `make KandY` for the X Window System environment.

7.6 Old tests from `demo.14x` directory

After installing the package, it is also recommended to execute the commands `make KWdemoCC03`, `make KWdemoGRCall`, `make KWdemo2HADR` and `make KWdemo2SEMI` from the `demo.14x` directory, and to compare the outputs against the appropriate Linux benchmark files.

8 Summary and Conclusions

We described the new version 1.51 of the `KoralW` Monte Carlo event generator for all $e^+e^- \rightarrow f_1\bar{f}_2f_3\bar{f}_4$ processes. The basic physics content of the `KoralW` program has not changed in the version 1.51, except for the reduction/extrapolation procedures. However, a number of technical improvements have been added. They are motivated by the needs of the data analysis at LEP2. As the precision of the measurements related to the W -pair production has increased, it has become clear that the complete electroweak perturbative $\mathcal{O}(\alpha)$ calculation for the $e^-e^+ \rightarrow W^-W^+$ process has to be included. We have found that the most economic way of including the missing EW $\mathcal{O}(\alpha)$ correction to the `KoralW` Monte Carlo event generator is to include them in the process of generating each MC event with the help of an additional correcting weight provided by the `YFSWW3` program, i.e. to do it in an *event-per-event* manner.

This requires, of course, sending every MC event generated by `KoralW` to `YFSWW3` in order to get a correction weight. At the technical level this is organized in two ways:

1. The constant-weight events from `KoralW` are stored on the disk/tape and reprocessed at a later time with the help of `YFSWW3` version 1.16 in order to include the missing correction. The appropriate facilities to read the events from disk and calculate weights are now implemented in `KoralW` and `YFSWW3`.
2. We also provide a new option in which `KoralW` and `YFSWW3` communicate in real time using the UNIX/Linux standard tool, the FIFO mechanism (named pipes), in order to correct each event generated by `KoralW` with the weight provided by `YFSWW3`, accounting for the missing $\mathcal{O}(\alpha)$ corrections. The important advantage of this solution is that there is no need to modify any part of the two source codes. From the user's point of view this solution, which we call the "Concurrent Monte Carlo (CMC) `KoralW&YFSWW3`", behaves as a regular Monte Carlo event generator of constant-weight events with all of its normal features, a single input/output for example.

It has to be stressed that the distributions and cross sections resulting from our new CMC `KoralW&YFSWW3` include both the complete $\mathcal{O}(\alpha)$ corrections to the WW production process in the LPA and the corrections due to the so-called background diagrams. The CMC `KoralW&YFSWW3` fulfills almost completely the requirements of the LEP2 data analysis for the WW process. It is at the moment the only MC program with constant-weight events for this kind of process.

In addition, we have made in `KoralW` certain modifications that are useful for the studies of the "contamination" of the two-fermion processes by the four-fermion processes. As it was proposed in [30], upon adding the virtual-pair corrections from the `KKMC` program, one can obtain the QED $\mathcal{O}(\alpha^2)$ prediction (including the $\mathcal{O}(\alpha)$ EW corrections) for the $e^-e^+ \rightarrow f\bar{f}$ process, for the realistic experimental event selection, based entirely on the Monte Carlo simulations, without any use of the semi-analytical calculations. To this end, in the present `KoralW` version 1.51 we introduce a new extrapolation/reduction procedure, better suited to the relevant processes, which are dominated by the large t -channel contributions. They are based on the LL concept of the independent emission of photons and fermion pairs.

Acknowledgments

We would like to thank the members of the LEP2 $WW/4f$ Working Group (particularly R. Chierici, M. Grünewald, A. Valassi, M. Verzocchi) for numerous stimulating discussions. We acknowledge the kind support of the CERN TH and EP divisions and of DESY-Zeuthen.

Appendix: New and Modified Program Parameters

Variable	Position and meaning
ifphot	xpar(1074) (=1) =2 PHOTOS is ON, radiation from quarks and leptons (for tests)
KeyMix	xpar(1041) (=1) – default value changed to 1
KeyBra	xpar(1021) (=1) =1 arbitrary values from input, no consistency checks =3 values pre-set in the source code
KeyCul	xpar(1014) (=2) =2 screened Coulomb correction, new default
KeyISR	xpar(1011) (=1) =2 ISR is ON, extrapolation procedure as in YFSWW3 =3 ISR is ON, extrapolation procedure for t -channel-dominated processes

Table 4: The list of input parameters of the KoralW generator modified in version 1.51. Only the modified settings are shown. The default values are in brackets.

Variable	Position and meaning
i_pres	xpar(1079) (=0) =1 monitor of presampler probabilities is ON =0 monitor of presampler probabilities is OFF
i_yfs	=xpar(1080) (=0) previously dipswitch i_yfs in karludw.f =0 photonic internal tests OFF =1 photonic internal tests ON
i_file	xpar(1081) (=1) previously dipswitch i_file in karludw.f =1 pretabulated spectra for photonic presampling =0 spectra for photonic presampling from analytic function
i_disk	=xpar(1082) (=0) previously dipswitch msdump in karludw.f =0 normal MC generation of events =1 technical; 4f phase space debug mode (reads 4-vectors from disk) =2 reading event in PDG-like format: four-momenta of final fermions, multiplicity and four-momenta of photons =3 reading event in one of two possible formats: character*1 marker different from “E” followed by PDG-like event record of i_disk=2 , or end-of-run marker “E”. =4 reading event in one of possible three formats: character*1 marker different from “R” and “E” followed by PDG-like event record and MC weight, or marker “R” (rejected event) followed by PDG-like event record and weight, or end-of-run marker “E”

Table 5: The list of new input parameters of the KoralW generator version 1.51. The default values are in brackets.

Variable	Position and meaning
i_prnt	=xpar(1083) (=1) previously dipswitch kardmp in KW.f =0 printout on weight over maximal weight OFF =1 printout on weight over maximal weight ON
i_sw4f	=xpar(1084) (=1) =-1 all approximations set in data set /isw4f/ in amp4f.f =0 CC03 =1 complete four-fermion =2 ISNS $_{\gamma+Z}$ $\tau^+\tau^-$ pair emission in $e^+e^- \rightarrow \mu^+\mu^-$ process. =3 FSNS $_{\gamma+Z}$ $\tau^+\tau^-$ pair emission in $e^+e^- \rightarrow \mu^+\mu^-$ process. =4 ISNS $_{\gamma}$ +FSNS $_{\gamma}$ $\tau^+\tau^-$ or e^+e^- pair emission in $e^+e^- \rightarrow \mu^+\mu^-$ process. =5 ISNS $_{\gamma}$ $\tau^+\tau^-$ or e^+e^- pair emission in $e^+e^- \rightarrow \mu^+\mu^-$ process. =6 FSNS $_{\gamma+Z}$ $\mu^+\mu^-$ pair emission in $e^+e^- \rightarrow \tau^+\tau^-$ process.
i_prwt	=xpar(1085) (=4) previously dipswitch i_principal_weight in KW.f =2 first-order ISR in principal weight for rejection =3 second-order ISR in principal weight for rejection =4 third-order ISR in principal weight for rejection
i_writ_wt	=xpar(1086) (=0) =0 writing weights on disk OFF =1 wtext written on disk =2 wtset(1-9) written on disk
i_writ_4v	=xpar(1087) (=0) =0 writing four-vectors on disk OFF =2 four-vectors written on disk, format as in i_disk=2; (readable by i_disk=2) =3 four-vectors written on disk, format as in i_disk=3; (readable by i_disk=3) =4 four-vectors written on disk, format as in i_disk=4; (readable by i_disk=4)
i_read_wt	=xpar(1088) (=0) =0 reading weights from disk OFF =1 reads wtext, combines additively =2 reads wtext, combines multiplicatively =3 reads wtset(1-9), overwrites original values =4 reads wtset(1-9), puts them into wtset(91-99) =-3 tests: reads wtset(1-9) and compares with original =-2 tests: reads wtext and compares with original 4f weight =-1 tests: reads wtext and compares with original CC03 weight

Table 6: (cont.): The list of new input parameters of the KoralW generator version 1.51. The default values are in brackets.

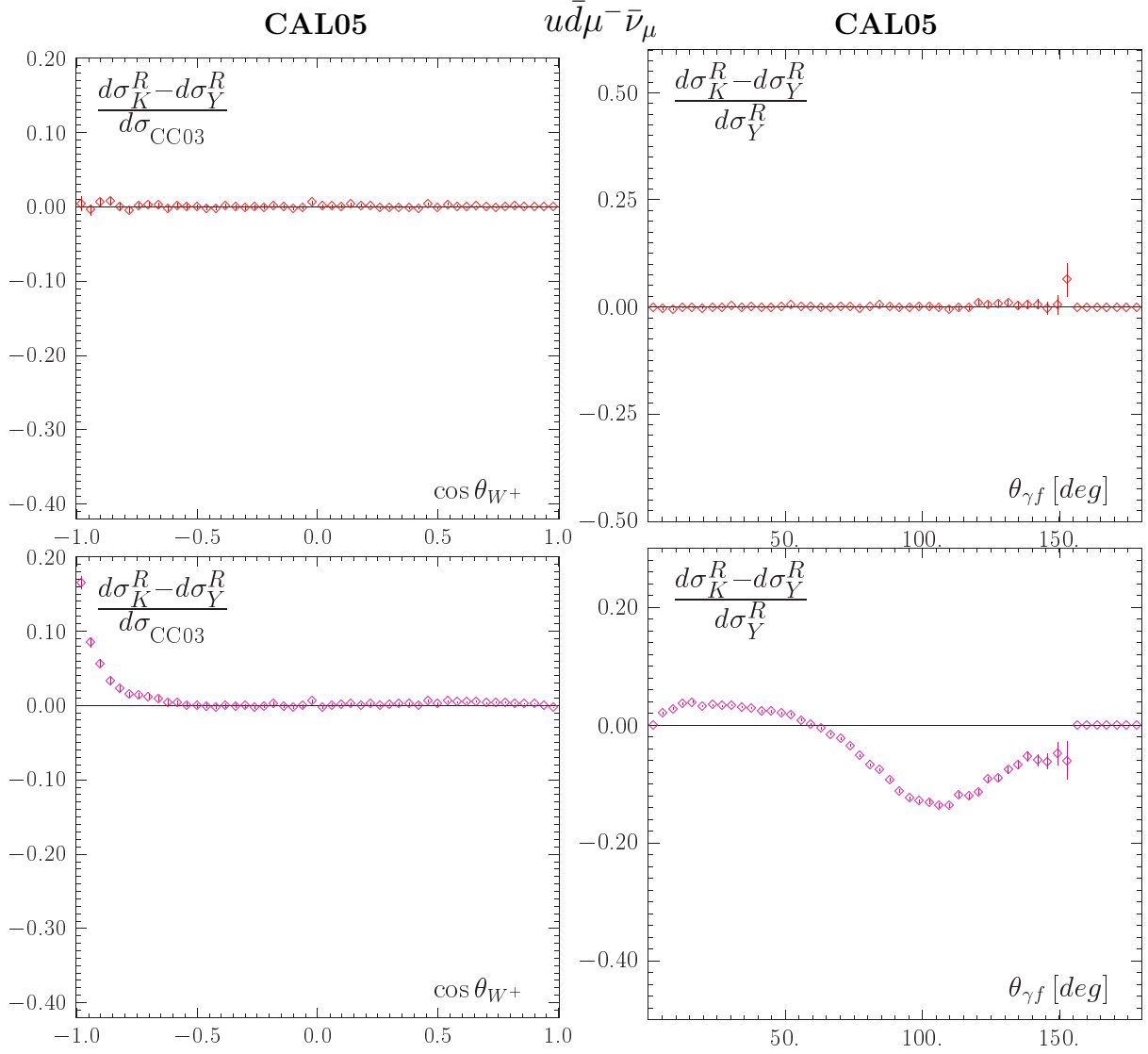


Figure 5: The comparison of the reduction procedures in KoralW and YFSWW3. On the lower plots they are different, i.e. in KoralW we keep that of 1.41, while in the upper plot they are the same, i.e. in KoralW it is adjusted to be the same as in YFSWW3. Plotted are the distributions of the W^+ polar angle w.r.t. the e^+ beam and of the angle between the hardest photon with respect to the nearest final-state charged fermion at $\sqrt{s} = 500$ GeV.

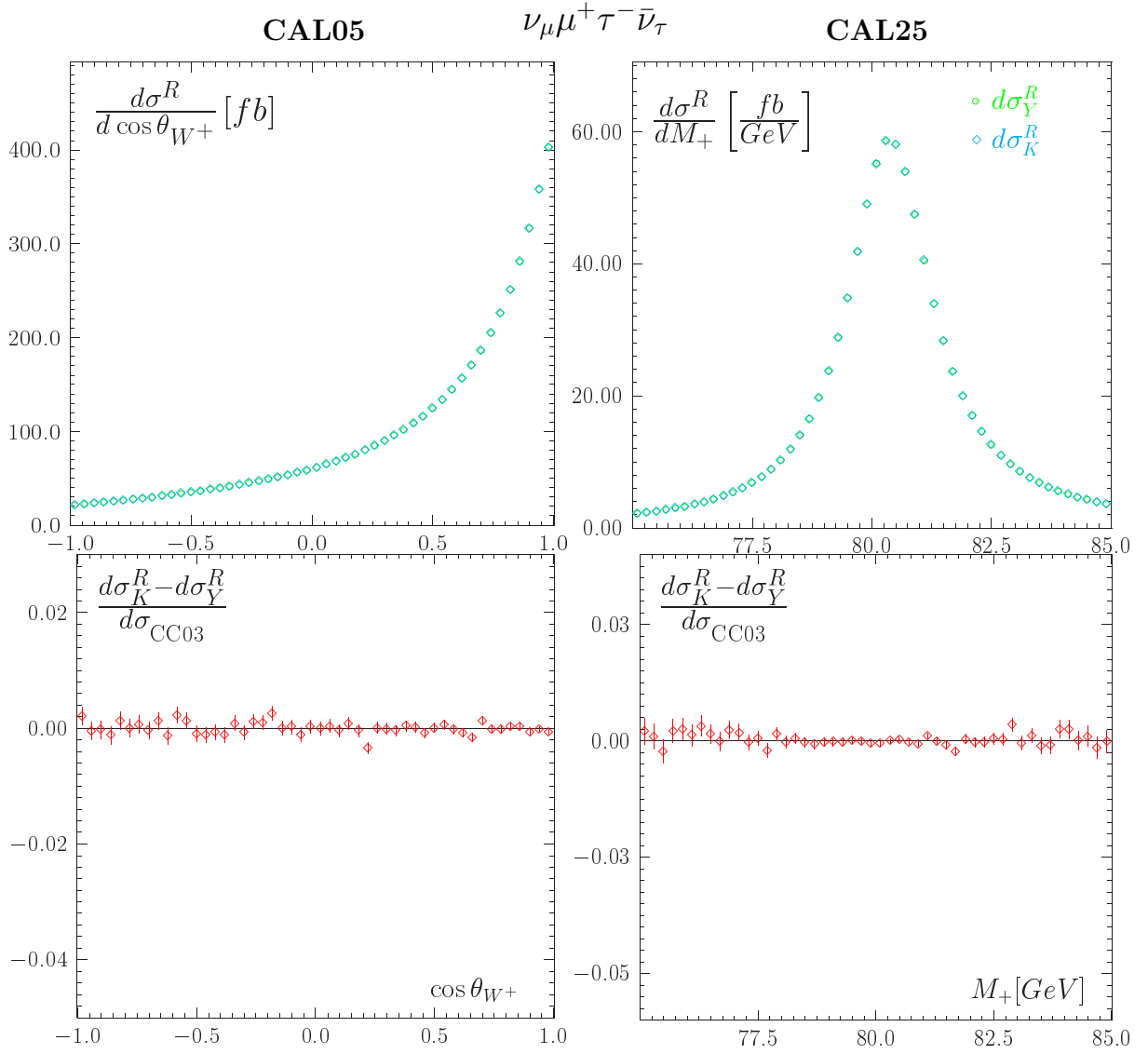


Figure 6: The technical test of the universality of $d\sigma_R$ from YFSW3 and KoralW. Plotted are the distributions of the W^+ mass and of the W^+ polar angle w.r.t. the e^+ beam at $\sqrt{s} = 200$ GeV.

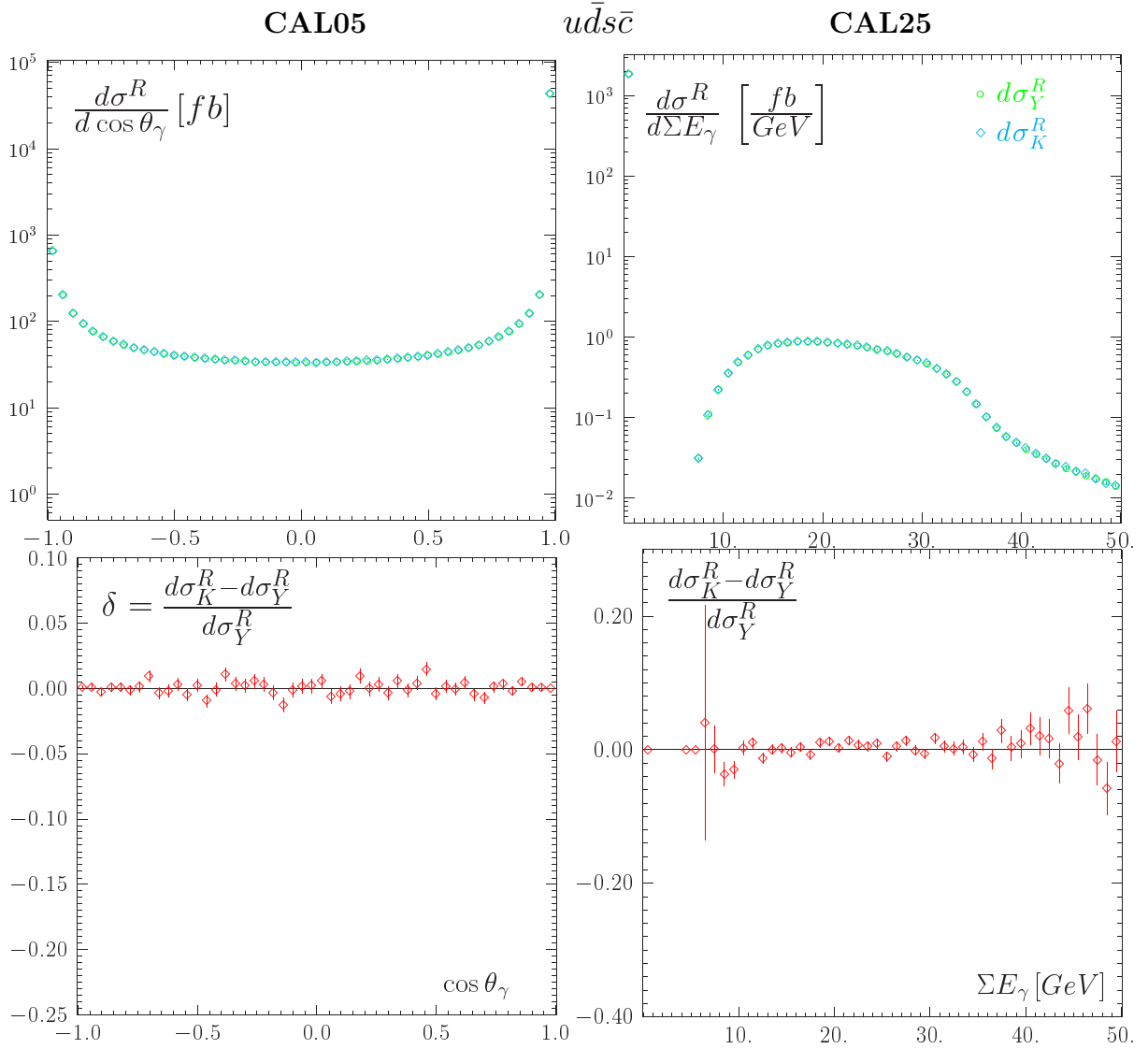


Figure 7: The technical test of the universality of $d\sigma_R$ from YFSW3 and KoralW. Plotted are the distributions of the angle of the photon w.r.t. the e^+ beam and the sum of the photon energy at $\sqrt{s} = 200$ GeV.

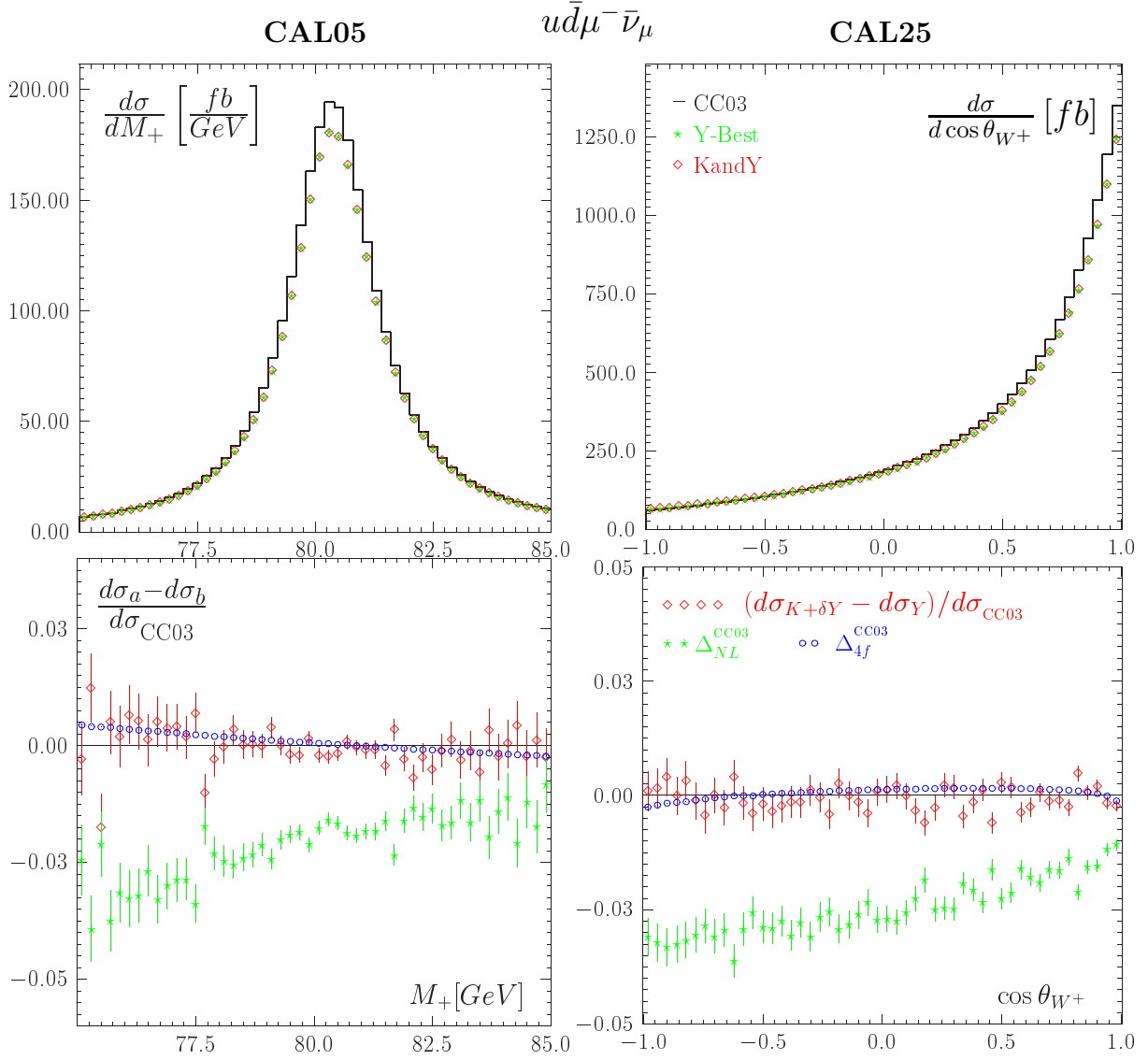


Figure 8: The calibration of the CMC KoralW&YFSWW3 (labeled “KandY”) using YFSWW3 for $d\sigma^{\mathcal{O}(\alpha)+\text{ISR}_{23}+\text{Cc}}$ at $\sqrt{s} = 200$ GeV. Plotted are the distributions of the W^+ invariant mass and of the W^+ polar angle w.r.t. the e^+ beam and their relative differences (diamonds on the lower pictures). We also include the plots for the relative size of the $4f$ background corrections (dots) and of the $\mathcal{O}(\alpha)$ NL (stars).

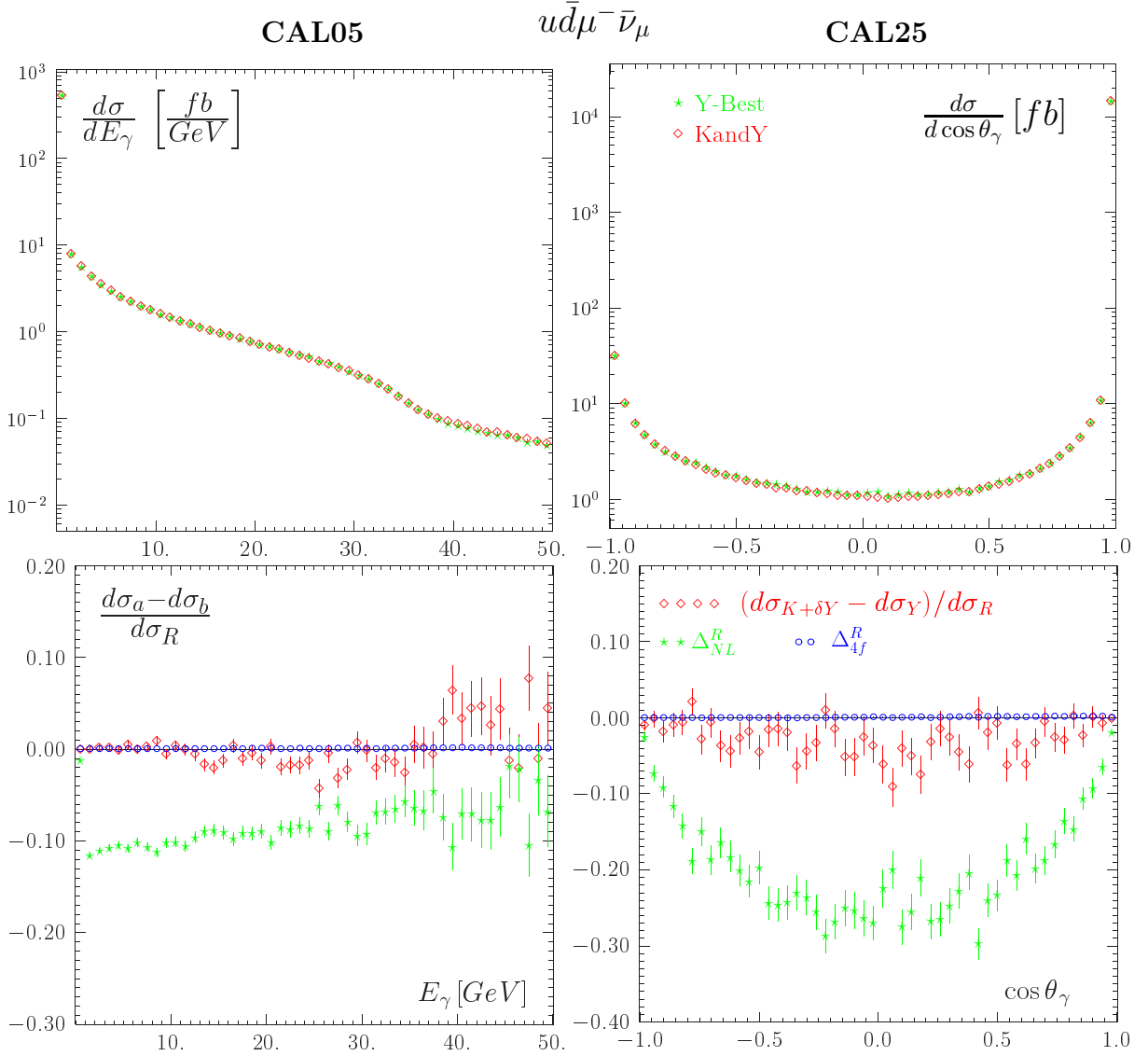


Figure 9: The calibration of the CMC KoralW&YFSW3 (labeled “KandY”) using YFSW3 for $d\sigma^{\mathcal{O}(\alpha)+\text{ISR}_{23}+\text{C}^c}$ at $\sqrt{s} = 200$ GeV. Plotted are the distributions of the hardest photon energy and of the photon angle w.r.t. the e^+ beam, and their relative differences (diamonds on the lower pictures). We also include the plots for the relative size of the $4f$ background corrections (dots) and of the $\mathcal{O}(\alpha)$ NL (stars).

References

- [1] S. Jadach *et al.*, Comput. Phys. Commun. **119**, 272 (1999).
- [2] S. Jadach *et al.*, The Monte Carlo Event Generator YFSWW3 version 1.16 for W-Pair Production and Decay at LEP2/LC Energies, preprint CERN-TH/2001-017, UTHEP-01-0101, January 2001; hep-ph/0103163; submitted to Comput. Phys. Commun.
- [3] *Reports of the Working Groups on Precision Calculations for LEP2 Physics*, edited by S. Jadach, G. Passarino, and R. Pittau (CERN 2000-009, Geneva, 2000).
- [4] M. Skrzypek, S. Jadach, W. Płaczek, and Z. Wąs, Comput. Phys. Commun. **94**, 216 (1996).
- [5] M. Skrzypek *et al.*, Phys. Lett. **B372**, 289 (1996).
- [6] M. Skrzypek and Z. Wąs, Comput. Phys. Commun. **125**, 8 (2000).
- [7] J. Fujimoto *et al.*, GRACE User's manual, version 2.0, GRACE User's manual, version 2.0, MINAMI-TATEYA collaboration.
- [8] F. Caravaglios and M. Moretti, Z. Phys. **C74**, 291 (1997).
- [9] E. Accomando and A. Ballestrero, Comput. Phys. Commun. **99**, 270 (1997).
- [10] G. van Oldenborgh, P. Franzini, and A. Borrelli, Comput. Phys. Commun. **83**, 14 (1994).
- [11] D. Charlton, G. Montagna, O. Nicrosini, and F. Piccinini, Comput. Phys. Commun. **99**, 355 (1997).
- [12] G. Montagna *et al.*, Higher-order QED corrections to single W production in electron positron collisions, 2000, hep-ph/0005121.
- [13] J. Fujimoto *et al.*, Comput. Phys. Commun. **100**, 128 (1997).
- [14] A. Pukhov *et al.*, CompHEP: A package for evaluation of Feynman diagrams and integration over multi-particle phase space. User's manual for version 33, 1999, hep-ph/9908288.
- [15] A. Kanaki and C. G. Papadopoulos, HELAC-PHEGAS: Automatic computation of helicity amplitudes and cross sections, 2000, hep-ph/0012004.
- [16] R. Miquel and M. Schmitt, Z. Phys. **C71**, 251 (1996).
- [17] H. Anlauf, P. Manakos, T. Ohl, and H. Dahmen, WOPPER, Version 1.5: A Monte Carlo Event Generator for $e^+e^- \rightarrow (W^+W^-) \rightarrow 4f + N\gamma$ at LEP-2 and Beyond., 1996, IKDA-96-15, hep-ph/9605457.

- [18] F. A. Berends, C. G. Papadopoulos, and R. Pittau, NEXTCALIBUR: A four-fermion generator for electron positron collisions, 2000, hep-ph/0011031.
- [19] C. Papadopoulos, Comput. Phys. Commun. **101**, 183 (1997).
- [20] S. Jadach, W. Płaczek, M. Skrzypek, and B. F. L. Ward, Phys. Rev. **D54**, 5434 (1996).
- [21] S. Jadach *et al.*, Phys. Lett. **B417**, 326 (1998).
- [22] S. Jadach *et al.*, Phys. Rev. **D61**, 113010 (2000).
- [23] S. Jadach *et al.*, Precision predictions for (un)stable W^+W^- production at and beyond LEP2 energies, preprint CERN-TH/2000-337; hep-ph/0007012; submitted to Phys. Lett. **B**.
- [24] A. Denner, S. Dittmaier, M. Roth, and D. Wackeroth, Nucl. Phys. Proc. Suppl. **89**, 100 (2000).
- [25] A. Denner, S. Dittmaier, M. Roth, and D. Wackeroth, Nucl. Phys. **B587**, 67 (2000).
- [26] J. Fleischer, F. Jegerlehner, and M. Zralek, Z. Phys. **C42**, 409 (1989).
- [27] K. Kołodziej and M. Zralek, Phys. Rev. **D43**, 3619 (1991).
- [28] J. Fleischer, K. Kołodziej, and F. Jegerlehner, Phys. Rev. **D47**, 830 (1993).
- [29] J. Fleischer, F. Jegerlehner, K. Kołodziej, and G. J. van Oldenborgh, Comput. Phys. Commun. **85**, 29 (1995).
- [30] M. Kobel *et al.*, Two-fermion production in electron-positron collisions, in Ref. [3], p. 269.
- [31] D. E. Groom *et al.*, Eur. Phys. J. **C15**, 1 (2000).
- [32] E. Barberio, B. van Eijk, and Z. Wąs, Comput. Phys. Commun. **66**, 115 (1991), *ibid.* **79** 291 (1994).
- [33] A. P. Chapovsky and V. A. Khoze, Eur. Phys. J. **C9**, 449 (1999).
- [34] T. Ishikawa, Y. Kurichara, M. Skrzypek, and Z. Wąs, Eur. Phys. J. **C4**, 75 (1998).
- [35] J. Alpert *et al.*, in *Perspectives for new detectors in future supercolliders*, Proceedings of the Workshop of the INFN Eloisatron Project, October 1989, Erice, Italy, edited by L. Cifarelli, R. Wigmans, and T. Ypsilantis (World Scientific, Singapore, 1989), p. 170.
- [36] M. Grünewald *et al.*, Four-fermion production in electron-positron collisions, in Ref. [3], p. 1.

- [37] S. Jadach, B. F. L. Ward, and Z. Wąs, *Comput. Phys. Commun.* **130**, 260 (2000).
- [38] D. Bardin *et al.*, in *Proceedings of the Zeuthen Workshop on Elementary Particle Theory - Physics at LEP200 and Beyond*, Teuplitz, Germany, edited by T. Riemann and J. Blümlein (*Nucl. Phys. (Proc. Suppl.)*, **B37**, 1994).
- [39] M. Jezabek, Z. Wąs, S. Jadach, and J. H. Kühn, *Comput. Phys. Commun.* **70**, 69 (1992).
- [40] R. Decker, S. Jadach, J. H. Kühn, and Z. Wąs, *Comput. Phys. Commun.* **76**, 361 (1993).
- [41] P. Golonka, E. Richter-Wąs, and Z. Wąs, The TAUOLA-PHOTOS-F environment for versioning the TAUOLA and PHOTOS packages, hep-ph/0009302.
- [42] T. Pierzchała, E. Richter-Wąs, Z. Wąs, and M. Worek, *Acta Phys. Polon.* **B32**, 1277 (2001).