

November 8, 2018
hep-ph/0102031

Letting Real-Virtual Cancellations Happen by Themselves in QCD Calculations

DAVISON E. SOPER*

*Institute of Theoretical Science
University of Oregon, Eugene, OR 97403 USA*

Calculations of observables in quantum chromodynamics are typically performed using a method that combines numerical integrations over the momenta of final state particles with analytical integrations over the momenta of virtual particles. I review a method for performing all of the integrations numerically. In this method, the real-virtual cancellations happen inside the integrals – simply because they are built into the Feynman rules. I indicate promising topics for further research on this subject.

Presented at the

5th International Symposium on Radiative Corrections
(RADCOR–2000)

Carmel CA, USA, 11–15 September, 2000

*Work supported by the U. S. Department of Energy

1 Introduction

There is an important class of computer programs that do calculations in quantum chromodynamics (QCD) in which the calculation is performed at next-to-leading order in perturbation theory and allows for the determination of a variety of characteristics of the final state. This talk reviews a program of this class in which a “completely numerical” integration algorithm is used.

I consider the calculation of “three-jet-like” observables in e^+e^- annihilation. A program that does this can be used to calculate a jet cross section (with any infrared safe choice of jet definition) or observables like the thrust distribution. Such a program generates random partonic events consisting of three or four final state quarks, antiquarks, and gluons. Each event comes with a calculated weight. A separate routine then calculates the contribution to the desired observable for each event, averaging over the events with their weights.

The weights are treated as probabilities. However, these weights can be both positive or negative. This is an almost inevitable consequence of quantum mechanics. The calculated observable is proportional to the square of a quantum amplitude and is thus positive. However, as soon as one divides the amplitude into pieces for purposes of calculation, one finds that, while the square of each piece is positive, the interference terms between different pieces can have either sign. Thus the kind of program discussed here stands in contrast to the tree-level event generators in which, by simplifying the physics, one can generally arrange to have all the weights be positive, or, even, all be equal to 1.

To understand the algorithms used in the class of programs described above, it is best to think of the calculations as performing integrations over momenta in which the quantum matrix elements and the measurement functions form the integrand. There are two basic algorithms for performing the integrations. The older is due to Ellis, Ross, and Terrano (ERT) [1]. In this method, some of the integrations are performed analytically ahead of time. The other integrations are performed numerically by the Monte Carlo method. The integrations are divergent and are regulated by analytical continuation to $3 - 2\epsilon$ space dimensions and a scheme of subtractions or cutoffs. The second method is much newer [2,3,4]. In this method, all of the momentum integrations are done by Monte Carlo numerical integration. With this method, the integrals are all convergent (after removal of the ultraviolet divergences by a straightforward renormalization procedure).

In its current incarnation, the numerical method is not as good as older programs in analyzing three jet configurations that are close to being two jet configurations. On the other hand, the numerical method offers evident advantages in flexibility to modify the integrand. Since this method is quite new, one cannot yet say for what problems it might do better than the now standard ERT method.

The numerical integration method exists as computer code with accompanying

technical notes [4] and many of the basic ideas behind it have been described in two papers [2,3]. In this talk, I briefly review the basics of the numerical integration method. Then, I display some graphs that illustrate the cancellation of singularities that occurs inside the integrand in the numerical method. Finally, I discuss some avenues for future research.

2 Review of the numerical method

Let us begin with a precise statement of the problem. We consider an infrared safe three-jet-like observable in $e^+e^- \rightarrow \text{hadrons}$, such as a particular moment of the thrust distribution. The observable can be expanded in powers of α_s/π ,

$$\sigma = \sum_n \sigma^{[n]}, \quad \sigma^{[n]} \propto (\alpha_s/\pi)^n. \quad (1)$$

The order α_s^2 contribution has the form

$$\begin{aligned} \sigma^{[2]} &= \frac{1}{2!} \int d\vec{p}_1 d\vec{p}_2 \frac{d\sigma_2^{[2]}}{d\vec{p}_1 d\vec{p}_2} \mathcal{S}_2(\vec{p}_1, \vec{p}_2) \\ &+ \frac{1}{3!} \int d\vec{p}_1 d\vec{p}_2 d\vec{p}_3 \frac{d\sigma_3^{[2]}}{d\vec{p}_1 d\vec{p}_2 d\vec{p}_3} \mathcal{S}_3(\vec{p}_1, \vec{p}_2, \vec{p}_3) \\ &+ \frac{1}{4!} \int d\vec{p}_1 d\vec{p}_2 d\vec{p}_3 d\vec{p}_4 \frac{d\sigma_4^{[2]}}{d\vec{p}_1 d\vec{p}_2 d\vec{p}_3 d\vec{p}_4} \mathcal{S}_4(\vec{p}_1, \vec{p}_2, \vec{p}_3, \vec{p}_4). \end{aligned} \quad (2)$$

Here the $d\sigma_n^{[2]}$ are the order α_s^2 contributions to the parton level cross section, calculated with zero quark masses. Each contains momentum and energy conserving delta functions. The $d\sigma_n^{[2]}$ include ultraviolet renormalization in the $\overline{\text{MS}}$ scheme. The functions \mathcal{S} describe the measurable quantity to be calculated. We wish to calculate a ‘‘three-jet-like’’ quantity. That is, $\mathcal{S}_2 = 0$. The normalization is such that $\mathcal{S}_n = 1$ for $n = 2, 3, 4$ would give the order α_s^2 perturbative contribution to the total cross section. There are, of course, infrared divergences associated with Eq. (2). For now, we may simply suppose that an infrared cutoff has been supplied.

The measurement, as specified by the functions \mathcal{S}_n , is to be infrared safe, as described in Ref. [5]: the \mathcal{S}_n are smooth, symmetric functions of the parton momenta and

$$\mathcal{S}_{n+1}(\vec{p}_1, \dots, \lambda \vec{p}_n, (1-\lambda)\vec{p}_n) = \mathcal{S}_n(\vec{p}_1, \dots, \vec{p}_n) \quad (3)$$

for $0 \leq \lambda < 1$. That is, collinear splittings and soft particles do not affect the measurement.

It is convenient to calculate a quantity that is dimensionless. Let the functions \mathcal{S}_n be dimensionless and eliminate the remaining dimensionality in the problem by

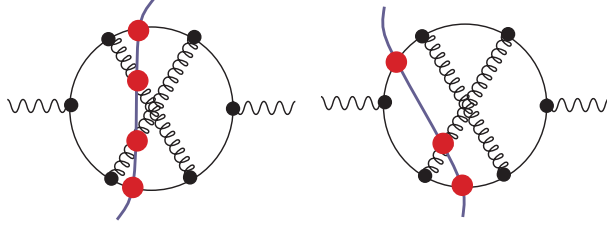


Figure 1: Two cuts of one of the Feynman diagrams that contribute to $e^+e^- \rightarrow \text{hadrons}$.

dividing by σ_0 , the total e^+e^- cross section at the Born level. Let us also remove the factor of $(\alpha_s/\pi)^2$. Thus, we calculate

$$\mathcal{I} = \frac{\sigma^{[2]}}{\sigma_0 (\alpha_s/\pi)^2}. \quad (4)$$

Let us now see how to set up the calculation of \mathcal{I} in a convenient form. We note that \mathcal{I} is a function of the c.m. energy \sqrt{s} and the $\overline{\text{MS}}$ renormalization scale μ . We will choose μ to be proportional to \sqrt{s} : $\mu = A_{UV}\sqrt{s}$. Then \mathcal{I} depends on A_{UV} . But, because it is dimensionless, it is independent of \sqrt{s} . This allows us to write

$$\mathcal{I} = \int_0^\infty d\sqrt{s} h(\sqrt{s}) \mathcal{I}(A_{UV}, \sqrt{s}), \quad (5)$$

where h is any function with

$$\int_0^\infty d\sqrt{s} h(\sqrt{s}) = 1. \quad (6)$$

The quantity \mathcal{I} can be expressed in terms of cut Feynman diagrams, as in Fig. 1. The dots where the parton lines cross the cut represent the function $\mathcal{S}_n(\vec{p}_1, \dots, \vec{p}_n)$. Each diagram is a three loop diagram, so we have integrations over loop momenta l_1^μ , l_2^μ and l_3^μ . We first perform the energy integrations. For the graphs in which four parton lines cross the cut, there are four mass-shell delta functions $\delta(p_j^2)$. These delta functions eliminate the three energy integrals over l_1^0 , l_2^0 , and l_3^0 as well as the integral (5) over \sqrt{s} . For the graphs in which three parton lines cross the cut, we can eliminate the integration over \sqrt{s} and two of the l_j^0 integrals. One integral over the energy E in the virtual loop remains. We perform this integration by closing the integration contour in the lower half E plane. This gives a sum of terms obtained from the original integrand by some simple algebraic substitutions. Having performed the energy integrations, we are left with an integral of the form

$$\mathcal{I} = \sum_G \int d\vec{l}_1 d\vec{l}_2 d\vec{l}_3 \sum_C g(G, C; \vec{l}_1, \vec{l}_2, \vec{l}_3). \quad (7)$$

Here there is a sum over graphs G (of which one is shown in Fig. 1) and there is a sum over the possible cuts C of a given graph. The problem of calculating \mathcal{I} is now set up in a convenient form for calculation.

If we were using the Ellis-Ross-Terrano method, we would put the sum over cuts outside of the integrals in Eq. (7). For those cuts C that have three partons in the final state, there is a virtual loop. We can arrange that one of the loop momenta, say \vec{l}_1 , goes around this virtual loop. The essence of the ERT method is to perform the integration over the virtual loop momentum analytically ahead of time. The integration is often ultraviolet divergent, but the ultraviolet divergence is easily removed by a renormalization subtraction. The integration is also typically infrared divergent. This divergence is regulated by working in $3 - 2\epsilon$ space dimensions and then taking $\epsilon \rightarrow 0$ while dropping the $1/\epsilon^n$ contributions (after proving that they cancel against other contributions). After the \vec{l}_1 integration has been performed analytically, the integrations over \vec{l}_2 and \vec{l}_3 can be performed numerically. For the cuts C that have four partons in the final state, there are also infrared divergences. One uses either a ‘phase space slicing’ or a ‘subtraction’ procedure to get rid of these divergences, cancelling the $1/\epsilon^n$ pieces against the $1/\epsilon^n$ pieces from the virtual graphs. In the end, we are left with an integral $\int d\vec{l}_1 d\vec{l}_2 d\vec{l}_3$ in exactly three space dimensions that can be performed numerically.

In the numerical method, we keep the sum over cuts C inside the integrations. We take care of the ultraviolet divergences by simple renormalization subtractions on the integrand. We make certain deformations on the integration contours so as to keep away from poles of the form $1/[E_F - E_I + i\epsilon]$. Then the integrals are all convergent and we calculate them by Monte Carlo numerical integration.

Let us now look at the contour deformation in a little more detail. We denote the momenta $\{\vec{l}_1, \vec{l}_2, \vec{l}_3\}$ collectively by l whenever we do not need a more detailed description. Thus

$$\mathcal{I} = \sum_G \int dl \sum_C g(G, C; l). \quad (8)$$

For cuts C that leave a virtual loop integration, there are singularities in the integrand of the form $E_F - E_I + i\epsilon$ (or $E_F - E_I - i\epsilon$ if the loop is in the complex conjugate amplitude to the right of the cut). Here E_F is the energy of the final state defined by the cut C and E_I is the energy of a possible intermediate state. These singularities do not create divergences. The Feynman rules provide us with the $i\epsilon$ prescriptions that tell us what to do about the singularities: we should deform the integration contour into the complex l space so as to keep away from them. Thus we write our integral in the form

$$\mathcal{I} = \sum_G \int dl \sum_C \mathcal{J}(G, C; l) g(G, C; l + i\kappa(G, C; l)). \quad (9)$$

Here $i\kappa$ is a purely imaginary nine-dimensional vector that we add to the real nine-dimensional vector l to make a complex nine-dimensional vector. The imaginary part

κ depends on the real part l , so that when we integrate over l , the complex vector $l+i\kappa$ lies on a surface, the integration contour, that is moved away from the real subspace. When we thus deform the contour, we supply a jacobian $\mathcal{J} = \det(\partial(l+i\kappa)/\partial l)$. (See Ref. [3] for details.)

The amount of deformation κ depends on the graph G and, more significantly, the cut C . For cuts C that leave no virtual loop, each of the momenta \vec{l}_1 , \vec{l}_2 , and \vec{l}_3 flows through the final state. For practical reasons, we want the final state momenta to be real. Thus we set $\kappa = 0$ for cuts C that leave no virtual loop. On the other hand, when the cut C does leave a virtual loop, we choose a non-zero κ . We must, however, be careful. When $\kappa = 0$ there are singularities in g on certain surfaces that correspond to collinear parton momenta. These singularities cancel between g for one cut C and g for another. This cancellation would be destroyed if, for l approaching the collinear singularity, $\kappa = 0$ for one of these cuts but not for the other. For this reason, we insist that for all cuts C , $\kappa \rightarrow 0$ as l approaches one of the collinear singularities. The details can be found in Ref. [3].

Much has been left out in this brief overview, but we should now have enough background to see how the method works.

3 Example

I present here a simple example, taken from Ref. [3]. Instead of working with QCD at three loops with many graphs, let's work with one graph for ϕ^3 theory at two loops, as shown in Fig. 2.

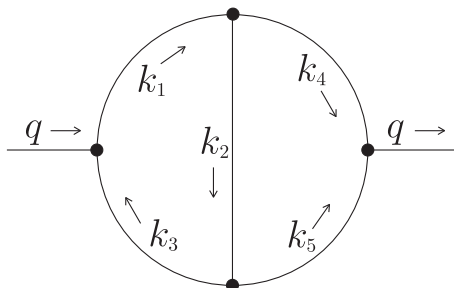


Figure 2: Sample graph in ϕ^3 theory.

This graph has four final state cuts, as shown in Fig. 3. We will fix the incoming momentum \vec{q} and integrate over the incoming energy q^0 . For a measurement function, we take $\mathcal{S}(p) = \sum |\vec{p}_{T,i}|$, where \vec{p}_T is the part of \vec{p} orthogonal to \vec{q} . We make a choice of contour deformations and of the density ρ of Monte Carlo integration points as described in [3]. Then we can plot the integrand f divided by the density of points ρ versus the loop momentum. In a Monte Carlo integration, large f/ρ corresponds to

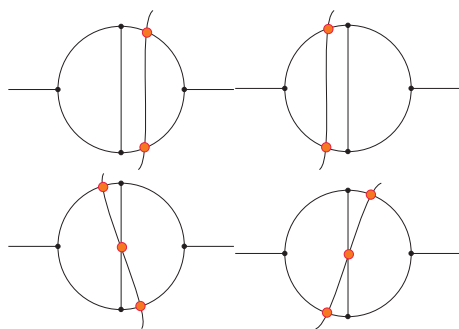


Figure 3: Cuts of the sample graph.

large fluctuations, so f/ρ should never be too large. In the two figures that follow, I plot f/ρ versus the momentum in the left hand loop. Specifically, using the \vec{k}_n defined in Fig. 2, I plot f/ρ versus $\vec{l} \equiv \vec{k}_2$ at fixed \vec{k}_4 for \vec{l} in the $\{\vec{k}_4, \vec{q}\}$ plane.

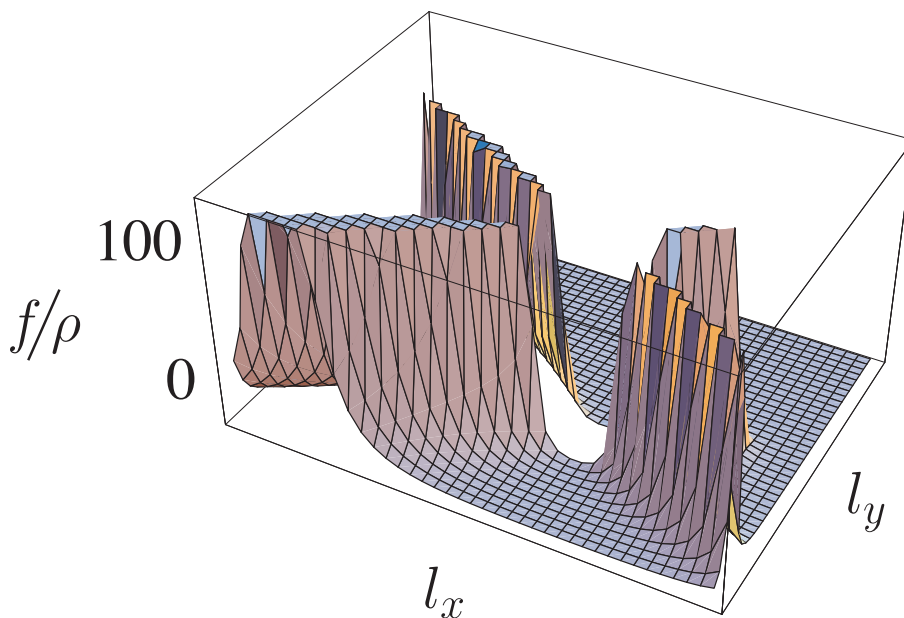


Figure 4: Integrand divided by the density of points for the three parton cuts. The collinear singularities are visible.

In Fig. 4, I show f/ρ summed over the two cut Feynman graphs that have three partons in the final state, leaving no virtual loop. Evidently, there are singularities. There is a soft parton singularity (at $\vec{l} = 0$) that I have cut out of the diagram and there are collinear parton singularities that are visible in the picture. In the Ellis-Ross-Terrano method, these cut graphs would be calculated using a numerical integration. But first a cutoff or other method for eliminating the singularities would

be needed to eliminate the singular region. The two cuts that leave virtual subgraphs also lead to singularities along the collinear lines in the space of the loop momentum. I omit displaying a graph of f/ρ for these two cut Feynman graphs because the result simply looks like an upside down version of Fig. 4. In the Ellis-Ross-Terrano method, one takes care of the singularities in the virtual loop by integrating in $3 - 2\epsilon$ space dimensions. In the numerical method, one combines the integrands for all of the cuts. Then the collinear singularities disappear, while the soft singularity is weakened enough that it can be eliminated in f/ρ by building a suitable singularity into ρ . As suggested by the title for this talk, the cancellation of singularities between real and virtual graphs happens by itself because it is built into the Feynman rules. The result for f/ρ summed over all four cuts is shown in Fig. 5. The collinear singularities are gone, while the soft parton singularity in f has been weakened enough that it is cancelled by a corresponding singularity in ρ . Thus a Monte Carlo integration of f using a density of integration points ρ can converge nicely because f/ρ is not singular.

What remains visible in Fig. 5 is a ridge in f/ρ for \vec{l} lying on the ellipsoidal surface defined by $|\vec{k}_1| + |\vec{k}_3| = |\vec{k}_4| + |\vec{k}_5|$, where the intermediate state energy in the virtual graphs matches the final state energy. This ridge is related to an energy denominator factor $1/[E_F - E_I + i\epsilon]$ in old fashioned perturbation theory. The numerical integration method has taken advantage of the $i\epsilon$ prescription in the Feynman rules to deform the integration contour and avoid the singularity.

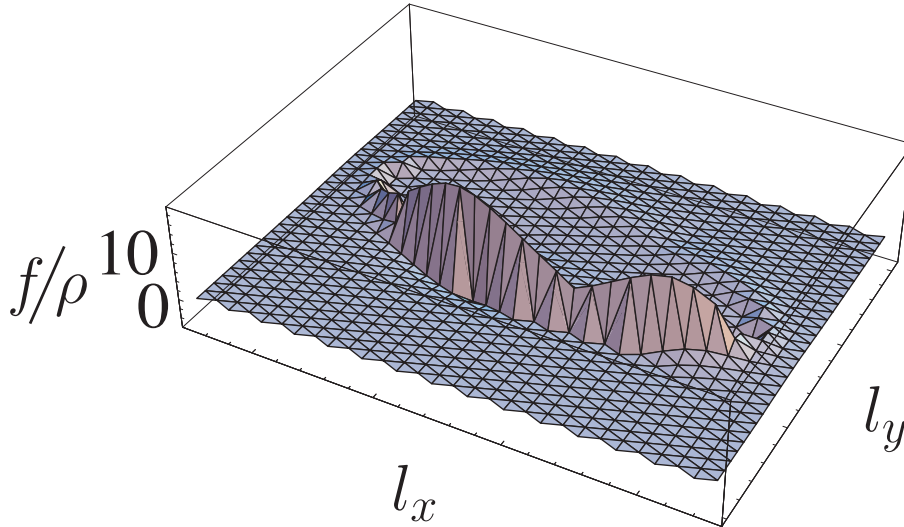


Figure 5: Integrand divided by the density of points for all cuts together. The collinear singularities disappear while the soft parton singularity in f is weakened so that it can be cancelled by a singularity in ρ .

4 Prospects

There are a number of promising areas for further research along these lines.

The current program, *beowulf* [4], does $e^+ + e^- \rightarrow 3$ jets at next-to-leading order. The partons are all massless. With some modifications, the partons could have masses. Then one could include massive quarks and one could extend the theory to the complete Standard Model with its massive vector bosons. Furthermore, one could add supersymmetry interactions.

The current program is confined to processes with no hadrons in the initial state. Presumably the same idea can be applied to processes with initial state hadrons, that is electron-proton collisions and proton-proton or proton-antiproton collisions. Again, one should be able to make the particles massive so that one can extend the calculations to the complete Standard Model and supersymmetry.

It should also be possible to have more final state partons. That is, one could attempt to calculate $e^+ + e^- \rightarrow 4$ jets or $p + \bar{p} \rightarrow 3$ jets at next-to-leading order.

The challenge of the legendary hero Beowulf was to kill the monster Grendel. The monsters listed above are already dead or at least gravely injured. In particular, all that *beowulf* can do could already have been accomplished by the program of Kunszt and Nason eleven years ago [6]. However, the challenge of calculating $e^+ + e^- \rightarrow 3$ jets at next-to-next-to-leading order remains unmet, and it may be that a completely numerical attack would be successful.

A less difficult goal is to use the flexibility inherent in the numerical method to go beyond fixed order perturbation theory. For instance, one could use running couplings inside the next-to-leading order graphs as a method for investigating power suppressed (“renormalon”) contributions to the theory. More importantly, one could put a next-to-leading order calculation inside a parton shower event generator (or attach parton showers to the outside of the next-to-leading order calculation) in order to have a full parton shower event generator that is correct at next-to-leading order for three jet quantities in e^+e^- annihilation. This is, of course, not quite trivial [7]. As far as I can see, the first step is to convert the current algorithms so that they operate in Coulomb gauge instead of Feynman gauge. In this way, the partons propagating into the final state have physical polarizations only. Then these physically polarized partons can split many times to make parton showers. One simply has to avoid counting the same splittings twice.

References

- [1] R. K. Ellis, D. A. Ross and A. E. Terrano, Nucl. Phys. **B178**, 421 (1981).
- [2] D. E. Soper, Phys. Rev. Lett. **81**, 2638 (1998) [hep-ph/9804454].

- [3] D. E. Soper, Phys. Rev. **D 62**, 014009 (2000) [hep-ph/9910292].
- [4] D. E. Soper, *beowulf* Version 1.0, <http://zebu.uoregon.edu/~soper/beowulf/> .
- [5] Z. Kunszt and D. E. Soper, Phys. Rev. **D 46**, 192 (1992).
- [6] Z. Kunszt, P. Nason, G. Marchesini and B. R. Webber in *Z Physics at LEP1*, Vol. 1, edited by B. Altarelli, R. Kleiss and C. Verzegnassi (CERN, Geneva, 1989), p. 373
- [7] D. E. Soper and M. Kramer, work in progress.