

The Earth effects on the supernova neutrino spectra

Keitaro Takahashi^a, Mariko Watanabe^a, Katsuhiko Sato^{a,b}

^a*Department of Physics, University of Tokyo, 7-3-1 Hongo, Bunkyo,
Tokyo 113-0033, Japan*

^b*Research Center for the Early Universe, University of Tokyo,
7-3-1 Hongo, Bunkyo, Tokyo 113-0033, Japan*

February 5, 2020

Abstract

The Earth effects on the energy spectra supernova neutrinos are studied. We analyse numerically the time-integrated energy spectra of neutrino in a mantle-core-mantle step function model of the Earth's matter density profile. We consider a realistic frame-work in which there are three active neutrinos whose mass squared differences and mixings are constrained by the present understanding of solar and atmospheric neutrinos. We find that the energy spectra change for some allowed mixing parameters. We show that observation of the Earth effect allow us to identify the solar neutrino solution and to probe the mixing angle θ_{13} .

PACS : 14.60.Pq; 14.60.Lm; 96.40.Tv; 97.60.Bw;

Keywords : Neutrino oscillation; Supernovae; Earth effects;

1 Introduction

Neutrino oscillation is widely accepted as a solution to the solar and atmospheric neutrino problems. However, in spite of the remarkable progress made in the studies of solar and atmospheric neutrinos, there are some ambiguities about neutrino mass spectrum and mixing. Then neutrino emission from collapse-driven supernova attracts a significant attention because the supernova neutrinos can probe whole neutrino mass and their studies will help to identify the pattern of neutrino mass and mixing. [1] In fact, the direct observations of neutrinos from SN1987A by the Kamiokande [2] and the IMB detectors [3] have provided rich information not only on the mechanism of supernova but also on the neutrino physics [4, 5] and paved the way for a new phase in neutrino astrophysics. [6]

The neutrinos, which are produced in the high dense region of the core, [7] interact with matter before emerging from the supernova. The presence of non-zero masses and mixing in vacuum among various neutrino flavors results in strong matter dependent effects, including conversion from one flavor to another. Hence, the observed neutrino flux in the detectors may be dramatically different for certain neutrino flavors, for certain values of mixing parameters, due to neutrino oscillation. [1, 8]

Similar matter effects occur in the Earth too. The neutrino trajectory inside the Earth before reaching the detector depends on the direction of the supernova relative to the Earth and the time of the day. The comparison of signals from different detectors would allow one to reveal the Earth matter effects. Also certain features of the energy spectra can reveal the Earth matter effect even from the observations in one detector. In

this paper, we study numerically the Earth matter effects on supernova neutrino spectra with all three active neutrinos considered. We will show that some ambiguities in the solar neutrino solutions and in θ_{13} can be resolved by the Earth effect of supernova neutrino.

2 Three-flavor formulation

We consider three-flavor mixing among active neutrinos. The three flavor eigenstates are related to the three mass eigenstates in vacuum through a unitary transformation,

$$|\nu_\alpha\rangle = \sum_{a=1}^3 U_{\alpha a} |\nu_a\rangle,$$

where $|\nu_\alpha\rangle$ are flavor eigenstates with flavor α and $|\nu_a\rangle$ are mass eigenstates with mass m_a . A convenient parametrization for $U = U(\theta_1, \theta_2, \theta_3)$ is given by

$$U = \begin{pmatrix} c_2 c_3 & s_3 c_2 & s_2 \\ -s_3 c_1 - s_1 s_2 c_3 & c_1 c_3 - s_1 s_2 s_3 & s_1 c_2 \\ s_1 s_3 - s_2 c_1 c_3 & -s_1 c_3 - s_2 s_3 c_1 & c_1 c_2 \end{pmatrix},$$

where $s_i \equiv \sin \theta_i$, $c_i \equiv \cos \theta_i$ for $i = 1, 2, 3$. The quantities θ_i are the vacuum mixing angles. We have here put the CP phase equal to zero in the CKM matrix.

Experimental evidence suggests [9, 10, 11] that both solar and atmospheric neutrinos display flavor oscillations, and hence that neutrinos have mass. All the existing experimental results on the atmospheric neutrinos can be well described in terms of the $\nu_\mu \leftrightarrow \nu_\tau$ vacuum oscillation with mass squared difference and the mixing angle given by [12]

$$\Delta m_{atm}^2 \approx 7 \times 10^{-3} eV^2, \quad \sin^2 2\theta \approx 1.$$

In contrast, the current (mean event rate) solar neutrino data admit three types of MSW solutions if the solar ν_e undergo two-neutrino transitions into active neutrinos,

$\nu_e \leftrightarrow \nu_\mu$ [13]: the SMA, the LMA and the so-called “LOW” solution. We use SMA and LMA parameters as samples.

$$(SMA) \Delta m_\odot^2 \approx (4 \sim 10) \times 10^{-6} eV^2, \sin^2 2\theta_\odot \approx (2 \sim 10) \times 10^{-3}$$

$$(LMA) \Delta m_\odot^2 \approx (1 \sim 10) \times 10^{-5} eV^2, \sin^2 2\theta_\odot \approx 0.7 \sim 0.95$$

These ambiguities mentioned above can be resolved by supernova data including the Earth effect. [1]

3 Calculating the Earth effects

The calculations of the energy spectra of neutrinos performed in this article are based on the time-evolution-operator method developed by Ohlsson and Snellman. [14] This method provides the time evolution operator in terms of the mass squared differences and the vacuum mixing angle without introducing the auxiliary matter mixing angles. The evolution operator $U_f(L, A, E)$ is a 3×3 matrix whose components are functions of the length L of the neutrino trajectory, the matter density parameter A and the neutrino energy E . The neutrino conversion probability amplitude is given by

$$A_{\nu_\alpha \rightarrow \nu_\beta} = \langle \nu_\beta | U_f(L, A, E) | \nu_\alpha \rangle,$$

where $\alpha, \beta = e, \mu, \tau$.

When the neutrinos travel through a series of matter densities with matter density parameters A_1, A_2, \dots, A_n and thicknesses L_1, L_2, \dots, L_n , the total evolution operator is simply given by

$$U_f^{tot} = U_f(L_n, A_n, E) \cdots U_f(L_2, A_2, E) U_f(L_1, A_1, E)$$

We use the following values as the matter density parameter of the Earth core and mantle, respectively;

$$A_{core} = 4.35 \times 10^{-13} eV, (\rho_{core} = 11.5 g/cm^3),$$

$$A_{mantle} = 1.70 \times 10^{-13} eV, (\rho_{mantle} = 4.5 g/cm^3).$$

In order to compute the neutrino energy spectra, we used energy spectra of neutrinos arriving at the surface of the Earth (Fig.1) calculated by Watanabe et al. [15] They have been studying the future detection of a supernova neutrino burst taking into account the three-flavor neutrino oscillation inside the star. The system has two resonances: one at higher density (H-resonance) and the other at lower resonance (L-resonance). Adiabaticity at these resonances significantly influences on not only the neutrino flux outside the star but also the magnitude of the Earth effects.

We computed energy spectra of ν_e and $\bar{\nu}_e$ for the following sets of mixing parameters,

	$\sin^2 2\theta_1$	$\sin^2 2\theta_2$	$\sin^2 2\theta_3$	$\Delta m_{12}^2 (eV^2)$	$\Delta m_{23}^2 (eV^2)$
(a)	0.9	0.04	0.8	2.7×10^{-5}	7.0×10^{-3}
(b)	0.9	0.04	7×10^{-3}	5.0×10^{-6}	7.0×10^{-3}
(c)	0.9	1×10^{-6}	0.8	2.7×10^{-5}	7.0×10^{-3}
(d)	0.9	1×10^{-6}	7×10^{-3}	5.0×10^{-6}	7.0×10^{-3}

where $m_1 < m_2 < m_3$ (normal hierarchy) and $\Delta m_{12}^2 = m_2^2 - m_1^2$, $\Delta m_{23}^2 = m_3^2 - m_2^2$. The value of θ_2 determines the adiabaticity at the H resonance. [1] The conversion is adiabatic and nonadiabatic for $\sin^2 \theta_2 = 0.04$ and 1×10^{-6} respectively. $\sin^2 \theta_3 = 0.8$ and 7×10^{-3} correspond to the solution to the solar neutrino problem LMA and SMA, respectively.

In terms of the classification by Dighe and Smirnov [1], the parameters (a), (b), (c) and (d) correspond to I-LMA, I-SMA, III-LMA and III-SMA, respectively. They predict

that the Earth effect would be observed in spectra of $\bar{\nu}_e$ of (a), both ν_e and $\bar{\nu}_e$ of (c) and ν_e of (d). In our calculation, on the contrary, significant Earth effects ($> 10\%$) can be seen in three among 2×4 spectra stated above: $\bar{\nu}_e$ of (a) and both ν_e and $\bar{\nu}_e$ of (c), not ν_e of (d).

The flux reaching the detector from a supernova at a distance d from the Earth is reduced by an overall geometric factor of $1/(4\pi d^2)$. We used $10kpc$ as the value of d . We computed the flux of neutrinos at 130 discrete energies in a mantle-core-mantle step function model of the Earth's matter density profile. For each neutrino flux with specific energy, we performed a sequence of energy averaging operations as follows. First we compute the $\nu_\alpha \rightarrow \nu_\beta$ conversion probabilities $P_{\nu_\alpha \rightarrow \nu_\beta}(E)$ at $0.1MeV$ intervals. Then the flux at $EMeV$ at the detector $F^D(E)$ is,

$$F_{\nu_e}^D(E) = \sum_{flavor} [F_{\nu_\alpha} \sum_{E'=E-1MeV}^{E+1MeV} P_{\nu_\alpha \rightarrow \nu_e}(E')],$$

where F_{ν_α} is the ν_α flux just arriving at the Earth. We take the energy width $2MeV$ taking into account the energy resolution of SuperKamiokande.

4 Results and discussions

Fig.2 shows the time-integrated $\bar{\nu}_e$ energy spectra with mixing parameters (a) and (c). Fig.3 shows the time-integrated ν_e energy spectra with mixing parameters (c). The Earth effects in Fig.3 are particularly significant.

The flux of the neutrino passing through the Earth oscillate with respect to the energy. This behavior can be explained as follows. For simplicity, we assume the density of the Earth be homogeneous. The dotted line in Fig.3 shows spectrum of ν_e which travelled

4000km through the Earth core. Probability of neutrino conversion, for example, $\nu_e \rightarrow \nu_\mu$ can be expressed as a function of the length the neutrino trajectory in matter and the neutrino energy, [16]

$$P_{\nu_e \rightarrow \nu_\mu} = \sin^2 2\theta_M \sin^2 \frac{\pi R}{L_M(E)},$$

where $L_M(E)$ is the matter oscillation length which can be written with the vacuum oscillation length L_V , vacuum mixing angle θ_V and the neutrino-electron interaction length L_e ,

$$L_M(E) = \frac{L_V}{(1 - 2\frac{L_V}{L_e} \cos 2\theta_V + (\frac{L_V}{L_e})^2)^{1/2}}$$

$$L_V = \frac{4\pi E\hbar}{\Delta m^2 c^3}, \quad L_e = \frac{\sqrt{2}\pi\hbar c}{G_F n_e}$$

where n_e is the electron number density. Substituting,

$$R = 4000km, \quad \cos 2\theta_V = 0, \quad n_e = n_{core},$$

we obtain the argument of the second factor of $P_{\nu_e \rightarrow \nu_\mu}$, $\frac{16\sqrt{1+0.0225E^2}}{E}\pi$. This function decreases from 13 to 8 as E increases from 5MeV to 15MeV and takes a constant value 8 for $E > 15MeV$.

On the other hand, the difference between the ν_e flux F_e^D at the detector and the ν_e flux F_e before travelling the Earth is proportional to, [1]

$$F_e^D - F_e \propto F_e^0 - F_x^0,$$

where F_e^0 and F_x^0 are the original fluxes of, respectively, ν_e and $\nu_{\mu,\tau}$ at the center of the star, which vanish at $E \approx 20MeV$. [15] Fig.1 shows the original fluxes: the solid, dashed and dotted lines show F_e^0 , F_e^0 and F_x^0 , respectively.

The shapes of spectra can be understood roughly by the latter factor. At lower energy $F_e^0 - F_x^0 > 0$, then $F_e^D - F_e > 0$. $F_e^0 - F_x^0 = 0$ at $E \approx 20eV$, then $F_e^D - F_e = 0$. At higher energy $F_e^0 - F_x^0 < 0$, then $F_e^D - F_e < 0$. The small oscillation can be understood as the oscillation of $P_{\nu_e \rightarrow \nu_\mu}$.

Fig.4 shows the ν_e flux inside the Earth with parameters (c) which travel the mantle(3000km), core(7000km) and mantle(3000km). If averaging operations are performed, flux oscillations damp because ν flux of different energies have different oscillation lengths and cancel the oscillation behavior while travelling long distance. Since the oscillation lengths are comparable to the radius of the Earth, the Earth effects are strongly dependent on the neutrino path inside the Earth. So the magnitude of the Earth effects will be different at each detector.

The Earth effects in Fig.2 are $< 15\%$ and too small to detect. This smallness comes partly from the smallness of $F_e^0 - F_x^0$ (Fig.1). But significant Earth effects can be seen in the ν_e spectrum for mixing parameter (c) (Fig.2). As a criterion of the Earth effect for the supernova neutrino, we suggest the ratio of ν_e flux at lower energy ($< 20MeV$) to that at higher energy ($> 20MeV$). The ratios for the ν_e spectrum for mixing parameter (c) are 2.1 for neutrino which did not travel through the Earth and 2.9, 3.2 and 2.7 for neutrino which travelled through the mantle(3000km)-core(7000km)-mantle(3000km), the mantle 2000km and the mantle 4000km, respectively. Using this criterion, we can detect the Earth effect. If a Galactic supernova collapse were to take place at the Galactic center, SuperKamiokande and SNO are expected to observe several hundred ν_e events. [15] Several hundreds will be enough to judge such a large Earth effect as Fig.2 statistically.

Then if the Earth effects couldn't be observed, we can rule out the neutrino parameter (c).

5 Acknowledgements

K.Takahashi would like to thank G.Watanabe for useful discussions. This work was supported in part by Grants-in-Aid for Scientific Research provided by the Ministry of Education, Science and Culture of Japan through Research Grant No.07CE2002.

References

- [1] A. S.Dighe and A. Y. Smirnov, Phys. Rev. D 62 (2000) 033007.
- [2] KAMIOKANDE;K.Hirata et al., Phys. Rev. Lett. 58 (1987) 1490, Phys. Rev. D 38 (1988) 448.
- [3] R.M.Bionta et al., Phys. Rev. Lett. 58 (1987) 1494.
- [4] J.Arafune and M.Fukugita, Phys. Rev. Lett. 59(1987) 367.
- [5] H.Minakata and H.Nunokawa, hep-ph/0010240.
- [6] K.Sato and H.Suzuki, Phys. Rev. Lett. 58 (1987) 2722.
- [7] T.Totani, K.Sato, H.E.Dalhed and J.R.Wilson, Astrophys. J. 496 (1998) 216.
- [8] G. Dutta, D.Indumathi, M.V.N.Murthy and G.Rajasekaran, Phys. Rev. D 61 (2000) 013009.

- [9] Y.Fukuda et al., Phys. Rev. Lett. 82 (1999) 2644.
- [10] E.Peterson, for the SOUDAN 2 Collaboration, Nucl. Phys. Proc. Suppl. 77 (1999) 111.
- [11] MACRO Collaboration, hep-ex/9907037.
- [12] Y. Fukuda et al., Phys. Rev. Lett. 82 (1999) 2644.
- [13] J.N.Bahcall, P.I.Krastev and A.Y.Smirnov, Phys. Rev. D 58 (1998) 096016.
P.I.Krastev, hep-ph/9905458.
M.C.Gonzalez-Garcia, P.C.de Holanda, C.Pena-Garay and J.W.F.Valle, hep-ph/9906469.
- [14] T.Ohlsson and H.Snellman, Phys. Lett. B 474 2000 153.
- [15] M.Watanabe, T.Totani and K.Sato, in preparation.
- [16] J.N.Bahcall, *Neutrino Astrophysics*, Cambridge University Press, 1989.

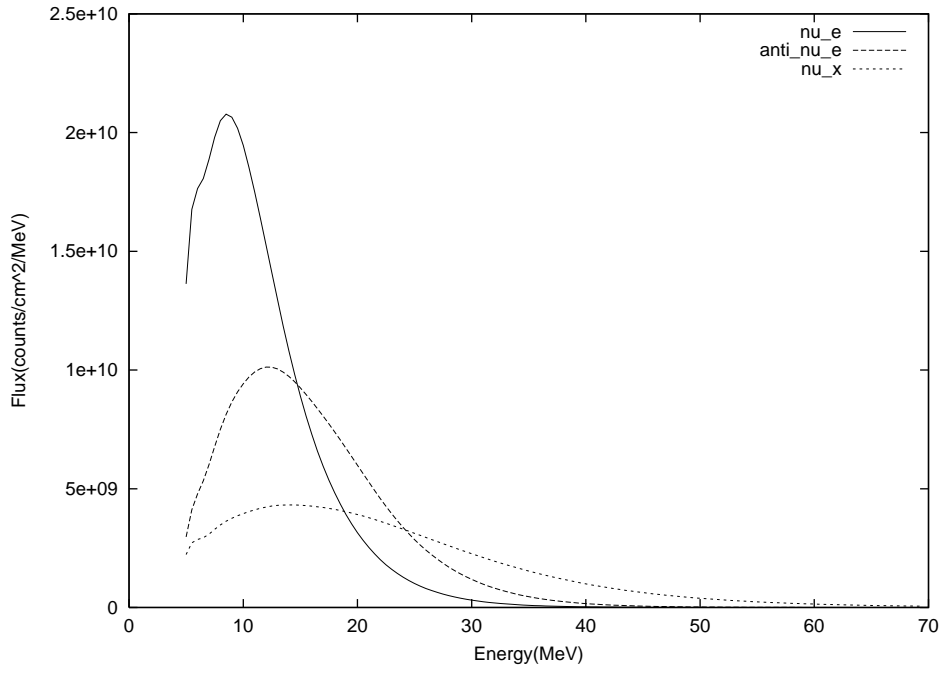


Figure 1: Energy spectra of ν_e and ν_x of the numerical supernova model used in this paper. The solid, dashed and dotted lines are the spectrum of ν_e , $\bar{\nu}_e$ and ν_x , respectively.

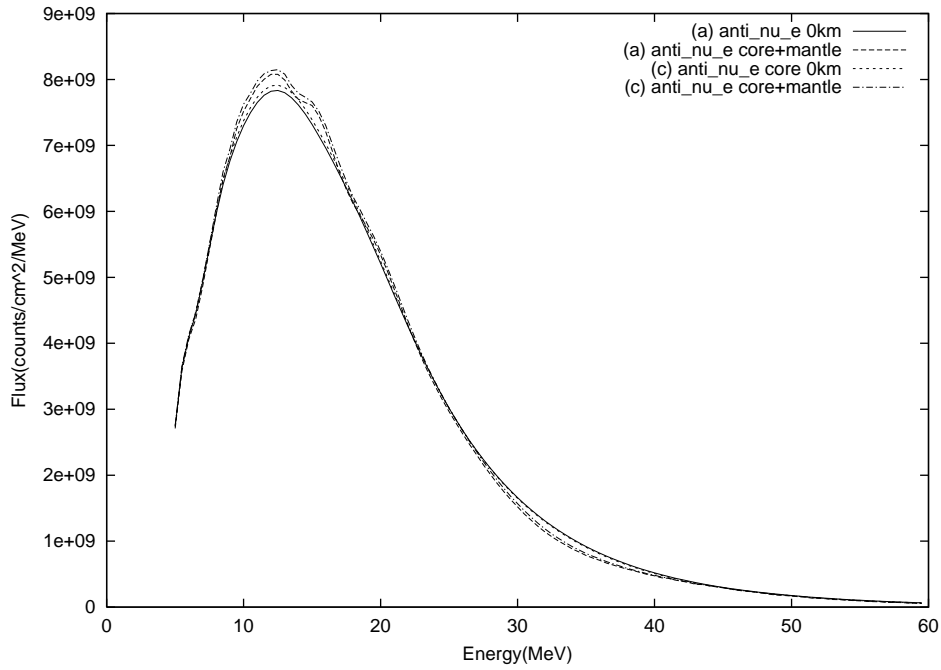


Figure 2: Energy spectrum of $\bar{\nu}_e$ which didn't travel through the Earth with parameters (a) (solid) and with parameters (c) (dashed) and which travelled through the mantle-core-mantle with parameters (a) (dotted) and with parameters (c) (dash-dot-dash).

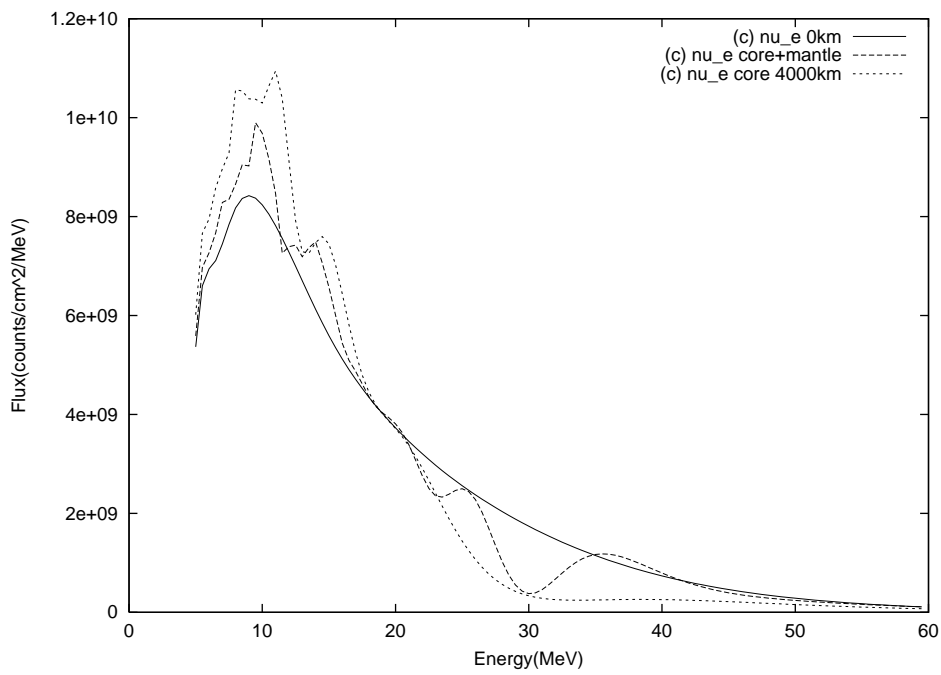


Figure 3: Energy spectrum of ν_e with parameters (c) which didn't travel (solid), travelled through the Earth (dashed), and travelled through the core (dotted).

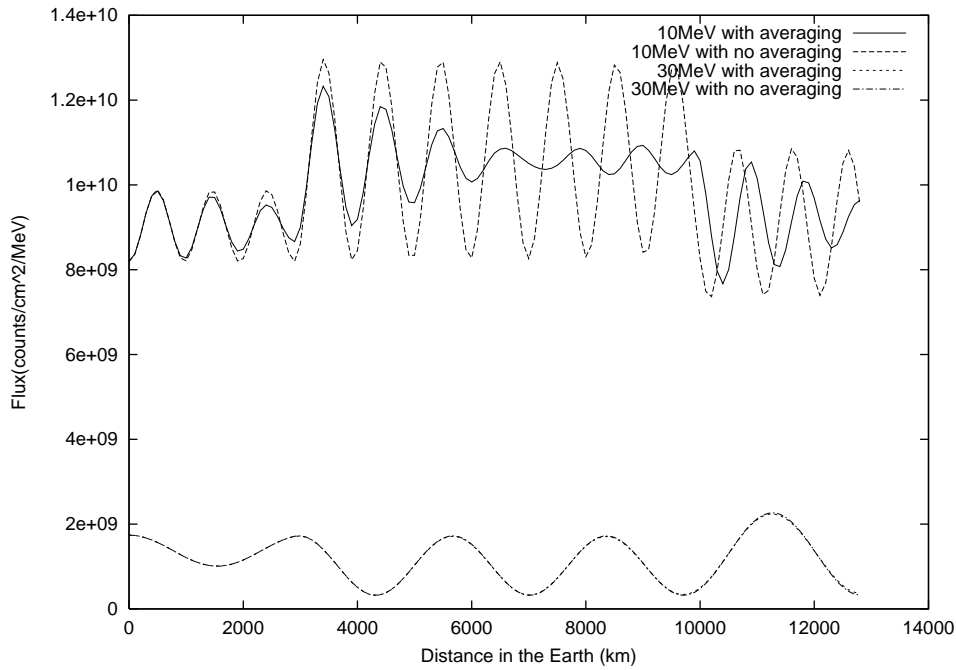


Figure 4: ν_e flux in the Earth. The solid and dashed lines show ν_e flux at 10MeV without and with the averaging operations, respectively. The dotted and dash-dot-dash lines show ν_e flux at 30MeV without and with the averaging operations, respectively (almost degenerate).