

Renormalization-Scale Invariance, Minimal Sensitivity, and the Inclusive Hadronic Decays of a 115 GeV Higgs Particle

F. A. Chishtie and V. Elias
Department of Applied Mathematics
The University of Western Ontario
London, Ontario N6A 5B7
Canada

Abstract

Known perturbative expressions for the decay rates of 115 GeV Higgs particle into either two gluons or a $b\bar{b}$ pair are shown to exhibit renormalization-scale- (μ) -dependence that is largely removed via renormalization-group/Padé-approximant estimates of these rates' next order contributions. The extrema in μ characterizing both rates, as determined from fully-known orders of perturbation theory, are very nearly equal to corresponding μ -insensitive rates obtained via estimation of their next order contributions, consistent with "minimal-sensitivity" expectations.

Physical hadronic processes, such as measurable decay rates, are necessarily independent of the renormalization-scale parameter μ that characterises order-by-order calculations within perturbative QCD. Significant renormalization-scale dependence, however, *does* appear within QCD calculations that are truncated after only two or three orders of perturbation theory. Since the Feynman-diagrammatic calculation of subsequent orders of QCD is very often prohibitively difficult, a common practise for decay rates is to identify μ with the mass of the decaying particle. Alternatively, one might either choose a value of μ for which the μ -dependence of the known terms of the rate is locally flat, reflecting (hopefully) the renormalization-scale invariance of the all-orders calculation, or one might choose a value of μ for which the highest-order known term of the perturbative series is minimized, thereby forcing an (apparent) convergence of the known terms of the perturbative series.

All such procedures for identifying μ , however, are necessarily prescriptions for obtaining a prediction, and any discrepancies between predictions from differing procedures necessarily contributes to the theoretical uncertainty of such predictions. One purpose of the present work is to demonstrate how this (often overlooked) component of the theoretical uncertainty can be reduced via estimation of the next-order of the perturbative series from which theoretical predictions are obtained.

In the present work, we consider the two gluon (gg) and $b\bar{b}$ decay modes of a Standard Model Higgs particle (H), as obtained from spontaneous electroweak symmetry breaking via a single complex scalar-field doublet. We assume that $M_H = 115$ GeV, as suggested by recent exciting results emerging from LEP [1]. The non-mass-suppressed contributions to the $H \rightarrow gg$ and $H \rightarrow b\bar{b}$ rates have been respectively calculated to two and three nonleading orders of perturbative QCD. We show here that these calculated rates indeed exhibit renormalization-scale dependence, although this dependence is more pronounced

for $H \rightarrow gg$ than for $H \rightarrow b\bar{b}$. We discuss how the next term in the perturbative series for both processes can be estimated via asymptotic Padé approximant methods developed by Samuel and collaborators [2, 3]. We demonstrate the success of such methods in predicting those next-order terms accessible via renormalization-group methods, and show how the incorporation of the estimated next-order term dramatically reduces the theoretical uncertainty associated with renormalization-scale dependence for both processes. We then obtain predictions for $H \rightarrow gg$ and $H \rightarrow b\bar{b}$ decay rates for a 115 GeV Higgs particle for which those theoretical uncertainties associated with renormalization-scale dependence are virtually eliminated.

The Higgs $\rightarrow gg$ decay rate, as extracted from correlation functions in the large $(2M_t/M_H)^2$ limit [4], may be expressed in the following form [5]

$$\Gamma_{H \rightarrow gg} = \frac{\sqrt{2}G_F M_H^3}{72\pi} S(\mu) \quad (1)$$

where the renormalization-scale-sensitive factor in the decay rate (1) is given by

$$\begin{aligned} S(\mu) &= S[x(\mu), L(\mu), T] \\ &= x^2 \left\{ 1 + x \left[\left(\frac{215}{12} - \frac{23}{6}T \right) + \frac{7}{2}L \right] \right. \\ &+ x^2 \left[146.8912 - \frac{4903}{48}T + \frac{529}{48}T^2 + \left(\frac{1445}{16} - \frac{161}{8}T \right)L + \frac{147}{16}L^2 \right] \\ &+ x^3 [c_0(T) + c_1(T)L + c_2(T)L^2 + c_3(T)L^3] \\ &+ \mathcal{O}(x^4) \} \end{aligned} \quad (2)$$

with

$$x(\mu) \equiv \alpha_s^{(6)}(\mu)/\pi, \quad (3)$$

$$L(\mu) \equiv \log(\mu^2/m_t^2(\mu)), \quad (4)$$

$$T \equiv \log(M_H^2/M_t^2)_{pole}. \quad (5)$$

Equation (2) reflects the fact that the decay rate is known to three-loop order, and includes an appropriate parameterization of the subsequent unknown four-loop-order contribution.

For the decay rate of a 115 GeV Higgs particle into two gluons, this scale-sensitive factor is completely determined at $\mu = M_H$ by the known central values of $\alpha_s^{(6)}(M_z) = 0.1185$ GeV (from which coupling-constant evolution can proceed to arbitrary μ) and $M_t = 174.3$ GeV [6]. Expressed in terms of its three known leading orders, this scale-sensitive factor (2) is given by

$$S(M_H)_{3-loop} = 0.00248 = (0.1148/\pi)^2 [1 + 0.657 + 0.201]. \quad (6)$$

Because of its relatively large final term, the truncated perturbative series within (6) appears likely to underestimate the true value of the series sum.

The factor $S(\mu)$ satisfies the renormalization group (RG) equation [5],

$$0 = \mu^2 \frac{dS}{d\mu^2} [x(\mu), L(\mu), T] = \left[1 - 2\gamma_m^{(6)}(x) \right] \frac{\partial S}{\partial L} + \beta^{(6)}(x) \frac{\partial S}{\partial x}, \quad (7)$$

a reflection of the renormalization-scale invariance of the physical decay rate. Perturbative expansions of the right-hand side of (7) can be utilized to obtain order-by-order cancellation of scale-sensitivity within $S(\mu)$. Thus the value of μ chosen in (6) should, in principle, not affect the rate obtained via (1). However, truncation of the perturbation series within (2) and (6) necessarily introduces a residual scale-dependent within the rate. In Figure 1, we have plotted the three-loop expression for $S(\mu)$ for μ over the entire $m_b(m_b) < \mu < M_t$ range of physical interest. The three loop rate is manifestly renormalization-scale sensitive at $\mu = 115$ GeV, exhibiting an increase with decreasing μ until local scale-insensitivity is obtained near $\mu = 49.5$ GeV:

$$S(49.5 \text{ GeV})_{3\text{-Loop}} = 0.00254 = (0.1293/\pi)^2 [1 + 0.475 + 0.026]. \quad (8)$$

Note that the convergence of the series within (8) is much more evident than within (6), reinforcing the suggestion that (6) underestimates the full series sum at $\mu = M_H$.

In previous work [5], we have demonstrated how asymptotic Padé approximant methods can predict the four-loop coefficients $c_i(T)$ within (2), where T is explicitly given by the renormalization-scale invariant logarithm (5): $T = 2 \log(115.0/174.3) = -0.8317$. Thus, the perturbative series within (2) is of the form

$$S(\mu)/x^2(\mu) = 1 + R_1(L)x + R_2(L)x^2 + R_3(L)x^3 + \dots, \quad (9)$$

where

$$R_1(L) = 21.10 + \frac{7}{2}L \quad (10)$$

$$R_2(L) = 239.5 + 107.1L + \frac{147}{16}L^2 \quad (11)$$

$$R_3(L) = c_0 + c_1L + c_2L^2 + c_3L^3 \quad (12)$$

The asymptotic Padé-approximant prediction [7],

$$R_3 \approx \frac{2R_2^3}{R_1^3 + R_1R_2}, \quad (13)$$

as derived [8] from the anticipated error [3] of $[N|1]$ approximants in predicting the term $R_{N+2}x^{N+2}$ within the series (9), can be matched to the form of (12) by equating the four lowest moments of both versions of R_3 :

$$w \equiv m_t^2(\mu)/\mu^2, \quad (14)$$

$$\begin{aligned} N_k &\equiv (k+2) \int_0^1 dw w^{k+1} [c_0 - c_1 \log w + c_2 \log^2 w - c_3 \log^3 w] \\ &= (k+2) \int_0^1 dw w^{k+1} \left[\frac{2R_2^3(L)}{R_1^3(L) + R_1(L)R_2(L)} \right], \quad (L = -\log(w)). \end{aligned} \quad (15)$$

The final line of (15) is evaluated numerically via explicit substitution of (10) and (11) into the integrand of (15), leading to the following four equations:

$$N_{-1} = c_0 + c_1 + 2c_2 + 6c_3 = 4267 \quad (16)$$

$$N_0 = c_0 + c_1/2 + c_2/2 + 3c_3/4 = 2858 \quad (17)$$

$$N_1 = c_0 + c_1/3 + 2c_2/9 + 2c_3/9 = 2493 \quad (18)$$

$$N_2 = c_0 + c_1/4 + c_2/8 + 3c_3/32 = 2329 \quad (19)$$

with solutions

$$c_0 = 1900, \quad c_1 = 1527, \quad c_2 = 359.3, \quad c_3 = 20.20 \quad (20)$$

The accuracy of these solutions is, in part, testable by comparison of the predicted values for $\{c_1, c_2, c_3\}$ with the values one can extract from the RG equation (7). Given the perturbative expansions of $n_f = 6$ RG functions

$$\beta^{(6)}(x) = -x^2 \left[\frac{7}{4} + \frac{13}{8}x - \frac{65}{128}x^2 + \mathcal{O}(x^3) \right] \quad (21)$$

$$\gamma_m^{(6)}(x) = -x - \frac{27}{8}x^2 + \mathcal{O}(x^3) \quad (22)$$

the coefficients c_1 , c_2 , and c_3 are easily obtained by the requirement that the aggregate coefficients of x^5 , x^5L , and x^5L^2 on the right-hand side of the RG equation (7) all vanish:

$$c_1^{RG} = 1540.4, \quad c_2^{RG} = 364.83, \quad c_3^{RG} = 21.4375. \quad (23)$$

The striking agreement between the true values (23) and the estimated values (20) suggests that the estimate in (20) of the RG-inaccessible coefficient c_0 is comparably accurate. One test of the internal consistency and stability of the estimation procedure is to substitute the known values (23) for $\{c_1, c_2, c_3\}$ into eqs. (16-19), and then to solve each of these equations for c_0 :

$$N_{-1} : c_0 = 1868 \quad (24)$$

$$N_0 : c_0 = 1890 \quad (25)$$

$$N_1 : c_0 = 1894 \quad (26)$$

$$N_2 : c_0 = 1896 \quad (27)$$

All four of these values are in good agreement with the estimate $c_0 = 1900$ [eq. (20)] obtained *without* the use of RG values for $\{c_1, c_2, c_3\}$. Moreover, the estimate (24) also follows from optimization $d\chi^2/dc_0 = 0$ of the least-squares fit of (12) to (13) over the UV domain of μ^2 , as discussed in [8]:

$$\begin{aligned} \chi^2[c_0] &= \int_0^1 dw \left\{ \frac{2R_2^3(L)}{R_1^3(L) + R_1(L)R_2(L)} \right. \\ &\quad \left. - c_0 + c_1^{RG} \log(w) - c_2^{RG} \log^2(w) + c_3^{RG} \log^3(w) \right\}^2 \end{aligned} \quad (28)$$

Thus, to estimate the four loop contribution to $S(\mu)$, we choose to incorporate the estimate (24) for c_0 in conjunction with the known values (23) for $\{c_1, c_2, c_3\}$. We also incorporate leading mass corrections [9] to the rate, which can be expressed as a further contribution $\delta_m x^2(\mu)$ to $S(\mu)$, where [5]

$$\delta_m = \frac{9}{16} [(A_t + \text{Re}A_b)^2 + (\text{Im}A_b)^2] - 1, \quad (29)$$

$$A_t = 2 [\tau_t + (\tau_t - 1)(\sin^{-1}(\sqrt{\tau_t}))^2] / \tau_t^2, \quad \tau_t \equiv M_H^2 / 4M_t^2 \quad (30)$$

$$\begin{aligned} A_b &= 2 [\tau_b + (\tau_b - 1)f(\tau_b)] / \tau_b^2, \\ \tau_b &\equiv M_H^2 / 4m_b^2, \\ f(\tau) &= -\frac{1}{4} \left[\log \frac{(1 + \sqrt{1 - 1/\tau})}{(1 - \sqrt{1 - 1/\tau})} - i\pi \right]^2. \end{aligned} \quad (31)$$

This correction to $S(\mu)$ is quite small compared to the contributions of the leading three-orders of perturbation theory, but is comparable in size to the four loop term. For example, using the “physical” mass values $M_t = 174.3$ GeV, $M_H = 115$ GeV, and $m_b = 4.20$ GeV we find that $\delta_m = -0.0597$, and that the mass-corrected four-loop version of (6) is given by

$$S(M_H)_{4-loop+\delta_m} = 0.00245 = (0.1148/\pi)^2 [1 + 0.657 + 0.201 + 0.0373 (-0.0597)]. \quad (32)$$

In (32), the final number in parantheses is the mass-correction factor δ_m , preceded by the one-loop (unity), two-loop, three-loop and (estimated) four-loop contributions to the rate in the $4M_t^2/M_H^2 \gg 1$ limit, as obtained via (2), (23) and (24). These series terms exhibit on accelerated convergence over the four-orders of the perturbation series within (32); the ratio of successive terms (respectively 66%, 31% and 18.5%) is itself seen to decrease as the order increases. More importantly, the mass-corrected four-loop rate $S(\mu)$ is virtually flat over a very broad range of μ inclusive of $\mu = M_H$, as is evident from the “4L” curve displayed in Figure 2. This curve is seen to exhibit a very weak local maximum at $\mu = 110.5$ GeV which differs infinitesimally from the $S(M_H)$ rate of (32); *i.e.* $[S(110.5 \text{ GeV})/S(115 \text{ GeV})]_{4-loop+\delta_m} = 1.00002$. Had we not included the mass correction factor δ_m , this point of minimal sensitivity to renormalization-scale would have occurred at 74.5 GeV.

In Figure 2, we have also displayed the mass-corrected version of the (fully-known) three-loop (3L) expression for $S(\mu)$; for both the 3L and 4L curves in the Figure, the leading-order mass correction $\delta_m x^2(\mu)$ is included in $S(\mu)$. The 3L curve clearly exhibits more renormalization-scale dependence than the 4L curve. However, the magnitude of the local maximum of the 3L curve (occurring at $\mu = 57.5$ GeV) is in very good agreement with the plateau portion of the 4L curve, *i.e.* the estimated four-loop rate over the broad region of insensitivity to the renormalization-scale μ . Such agreement of the 3L curve’s extremum with the scale-insensitive next-order result is anticipated by arguments presented by

Stevenson two decades ago [10], in which the physical result to a given order of perturbation theory is identified with the point of local insensitivity to an (ultimately) unphysical parameter. The near equivalence of the 3L curve's extremum with the 4L curve's plateau supports the prescription of choosing a renormalization scale for which a perturbatively-obtained expression is "minimally sensitive" [10], *i.e.* locally flat. Thus, the factor $S(\mu)$ within the rate (1) is estimated to four orders of perturbation theory by (32), corresponding to $\Gamma_{H \rightarrow gg} = 2.71 \cdot 10^{-4}$ GeV if $M_H = 115$ GeV. As is evident from Fig. 2, this estimate is insensitive to the magnitude of the renormalization-scale parameter over a very broad domain of μ beginning at $\mu \cong 20$ GeV and inclusive of $\mu = M_H$, in contrast to the known three-loop expression for $S(\mu)$.

Within a Standard Model single-Higgs-doublet context, however, the process $H \rightarrow b\bar{b}$ is the dominant hadronic decay mode of a Higgs particle with mass 115 GeV. This decay rate has been obtained explicitly by Chetyrkin [11], and may be expressed in terms of a renormalization-scale dependent factor $R(\mu)$ as follows:

$$\Gamma(H \rightarrow b\bar{b}) = \frac{3G_F M_H}{4\pi\sqrt{2}} R(\mu) \quad (33)$$

where, for $a \equiv \alpha_s^{(5)}(\mu)/\pi$, the scale-dependent factor $R(\mu)$ is proportional to the sum of $\Pi[a(\mu), \mu]$, the imaginary part of the scalar correlation function, and Higgs-mass-suppressed contributions $\Sigma[a(\mu), m_b(\mu)]$:

$$R(\mu) \equiv m_b^2(\mu) [\Pi[a(\mu), \mu] + \Sigma[a(\mu), m_b(\mu)]] , \quad (34)$$

$$\begin{aligned} \Pi[a(\mu), \mu] = & 1 + a(\mu) \left[\frac{17}{3} + 2 \log \left(\frac{\mu^2}{M_H^2} \right) \right] \\ & + a^2(\mu) \left[29.14671 + \frac{263}{9} \log \left(\frac{\mu^2}{M_H^2} \right) + \frac{47}{12} \log^2 \left(\frac{\mu^2}{M_H^2} \right) \right] \\ & + a^3(\mu) \left[41.75761 + 238.3806 \log \left(\frac{\mu^2}{M_H^2} \right) + 94.67590 \log^2 \left(\frac{\mu^2}{M_H^2} \right) \right. \\ & \left. + 7.615741 \log^3 \left(\frac{\mu^2}{M_H^2} \right) \right] \\ & + a^4(\mu) \left[d_0 + d_1 \log \left(\frac{\mu^2}{M_H^2} \right) + d_2 \log^2 \left(\frac{\mu^2}{M_H^2} \right) + d_3 \log^3 \left(\frac{\mu^2}{M_H^2} \right) + d_4 \log^4 \left(\frac{\mu^2}{M_H^2} \right) \right] + \dots \end{aligned} \quad (35)$$

$$\Sigma[a(\mu), m_b(\mu)] = \frac{m_b^2(\mu)}{M_H^2} [-6 - 40 a(\mu) - 87.72 a^2(\mu) + \dots] . \quad (36)$$

The factors of M_H appearing in (33), (35) and (36) are pole masses that are independent of the renormalization scale parameter μ . In (35), we have included explicit parameterization of the $\mathcal{O}(a^4)$ contribution to Π . The coefficients

$\{d_1, d_2, d_3, d_4\}$ can be extracted via the RG equation [12]

$$\begin{aligned} \mu^2 \frac{d}{d\mu^2} [m_b^2(\mu) \Pi[a(\mu), \mu]] &= 0 \\ \Rightarrow \left[\mu^2 \frac{\partial}{\partial \mu^2} + \beta^{(5)}[a] \frac{\partial}{\partial a} + 2\gamma_m^{(5)}[a] \right] \Pi[a(\mu), \mu] &= 0, \end{aligned} \quad (37)$$

so as to yield the following values [12]:

$$d_1 = 791.5233, d_2 = 1114.695, d_3 = 260.0647, d_4 = 14.75550. \quad (38)$$

However, the non-logarithmic coefficient d_0 is inaccessible via RG arguments at this order; its value can be obtained only by an explicit Feynman diagrammatic calculation which, as of the present time, has not been performed.

Earlier work [5, 7, 12] has explored asymptotic Pade-approximant approaches toward the estimation of this d_0 term. Given a field theoretical series of the form $1 + aR_1 + a^2R_2 + a^3R_3 + a^4R_4 + \dots$, where $\{R_1, R_2, R_3\}$ are known and R_4 is unknown, the $\mathcal{O}(1/N)$ anticipated error of $[N|1]$ Pade-approximants in reproducing the series coefficient R_{N+2} [3] can be utilized to predict that [7]

$$R_4^{pred.} = \frac{R_3^2[R_2^3 + R_2R_2R_3 - 2R_1^3R_3]}{R_2[2R_2^3 - R_1^3R_3 - R_1^2R_2^2]}. \quad (39)$$

If, as in the pseudoscalar correlator (35), the coefficient of a^4 is given by

$$R_4 = d_0 + d_1 \log \left(\frac{\mu^2}{M_H^2} \right) + d_2 \log^2 \left(\frac{\mu^2}{M_H^2} \right) + d_3 \log^3 \left(\frac{\mu^2}{M_H^2} \right) + d_4 \log^4 \left(\frac{\mu^2}{M_H^2} \right), \quad (40)$$

the coefficients $\{d_0, d_1, d_2, d_3, d_4\}$ can be predicted by an appropriate fitting of (39) to the form of (40). The results of such fitting [12] are predicted values $[d_1 = 745, d_2 = 1180, d_3 = 253, d_4 = 15.4]$ within $\pm 6\%$ of the RG-determined values in (38), as well as a prediction that $d_0 = 64.2$. This prediction appears to be corroborated by the ($n_f = 5$) estimate $d_0 = 62$ recently obtained by Broadhurst, Kataev, and Maxwell [13], as well as an earlier estimate ($d_0 = 67.2$) obtained via (39) entirely from nonlogarithmic terms [7].

In Figure 3 we have plotted $R(\mu)$, the renormalization-scale sensitive portion of the $H \rightarrow b\bar{b}$ decay rate for

- 1) the case (4L) in which Π , as given by (35), is truncated after its fully-known $\mathcal{O}(a^3)$ contribution, and
- 2) the case (5L) in which the $\mathcal{O}(a^4)$ contributions to the correlator (35) are explicitly incorporated through use of the RG values (38) for the coefficients $\{d_1, d_2, d_3, d_4\}$ in conjunction with the estimate $d_0 = 64$ obtained in [12] via asymptotic Pade-approximant methods.

For both cases, the same mass-suppressed contribution $\Sigma[a(\mu), m_b(\mu)]$ is employed. The final $\mathcal{O}(a^2)$ term of this contribution, as given in (36), is generally

smaller than the estimated $\mathcal{O}(a^4)$ contribution to the pseudoscalar correlator (35). In obtaining both Figure 3 curves, the evolution of $a(\mu)$ from the central empirical value [6] $\alpha_s(M_Z) = 0.1185$ is obtained via the known terms of the $n_f = 5$ β -function [14]:

$$\mu^2 \frac{da}{d\mu^2} = -\frac{23}{12}a^2 - \frac{29}{12}a^3 - \frac{9769}{3456}a^4 - 18.85217a^5. \quad (41)$$

Similarly, the evolution of $m_b(\mu)$ from the assumed five-flavour threshold at $m_b(4.2 \text{ GeV}) = 4.2 \text{ GeV}$ is governed for both curves by the known terms of the $n_f = 5$ γ_m -function [15]:

$$m_b(\mu) = 4.2 \text{ GeV} \left[\frac{a(\mu)}{a(4.2 \text{ GeV})} \right]^{12/23} \frac{c[a(\mu)]}{c[a(4.2 \text{ GeV})]},$$

$$c[a] = 1 + 1.17549a + 1.50071a^2 - 0.172486a^3. \quad (42)$$

A comparison of the two curves shows that inclusion of the estimated $\mathcal{O}(a^4)$ contribution to Π leads to a significant flattening in the renormalization-scale dependence of the calculated $H \rightarrow b\bar{b}$ rate. Once again, the extremum of $R_{4L}(\mu)$, the curve for which estimated $\mathcal{O}(a^4)$ contributions to Π are *excluded*, corresponds to the broad 9.85 GeV^2 plateau in $R_{5L}(\mu)$, the curve which does incorporate the estimated $\mathcal{O}(a^4)$ contributions to Π , consistent with the expectation that the point of minimal sensitivity to μ should correspond most closely to the true rate [10]. The extent of this plateau in $R_{5L}(\mu)$ can be ascertained by noting that $R_{5L}(\mu)$ is between 9.840 and 9.860 GeV^2 over a very broad domain of μ ($22.5 \text{ GeV} \leq \mu \leq 313 \text{ GeV}$). By contrast, the values of $R_{4L}(\mu)$ are within the same range only for a substantially smaller domain of μ ($69.5 \text{ GeV} \leq \mu \leq 147 \text{ GeV}$). Thus, it is evident that the inclusion of the asymptotic-Pade-approximant estimate of the next order contribution to the scalar correlator significantly reduces the renormalization-scale dependence of the predicted $H \rightarrow b\bar{b}$ decay rate. If we identify the true rate with the explicit plateau-region value $R_{5L}(\mu = 115 \text{ GeV}) = 9.851 \text{ GeV}^2$, the corresponding ($M_H = 115 \text{ GeV}$) value for the decay rate is $\Gamma(H \rightarrow b\bar{b}) = 2.231 \cdot 10^{-3} \text{ GeV}$.

We conclude by noting for both $H \rightarrow gg$ and $H \rightarrow b\bar{b}$ decay processes that if one considers *only the fully-known* terms of the appropriate perturbative series, our findings support the “minimal sensitivity” prescription [10] in which μ is assigned that value for which the rate is locally flat. The decay rates obtained from fully-known terms by this procedure are found to be very nearly the same as those scale-insensitive rates we obtain via estimation of the next-order contribution to the perturbative series.

VE is grateful for support from the Natural Sciences and Engineering Research Council of Canada.

References

- [1] ALEPH Collaboration, hep-ex/0011045; L3 Collaboration, hep-ex/0011043; DELPHI Collaboration, <http://delphi.web.cern.ch/Delphi/>; OPAL Collaboration, Physics Note 468, <http://opal.web.cern.ch/Opal/pubs/physnote/html/pn468.html>.
- [2] M. A. Samuel, G. Li, and E. Steinfelds, Phys. Rev. D 48 (1993) 869 and Phys. Rev. E 51 (1995) 3911; M. A. Samuel, J. Ellis, and M. Karliner, Phys. Rev. Lett. 74 (1995) 4380.
- [3] J. Ellis, M. Karliner, and M. A. Samuel, Phys. Lett. B 400 (1997) 176; J. Ellis, I. Jack, D. R. T. Jones, M. Karliner, and M. A. Samuel, Phys. Rev. D 57 (1998) 2665.
- [4] K. G. Chetyrkin, B. A. Kniehl, and M. Steinhauser, Phys. Rev. Lett. 79 (1997) 353.
- [5] F. A. Chishtie, V. Elias, and T. G. Steele, J. Phys. G 26 (2000) 1239.
- [6] D. E. Groom et al. [Particle Data Group], Eur. Phys. J C 15 (2000) 1.
- [7] V. Elias, T. G. Steele, F. Chishtie, R. Migneron, and K. Sprague, Phys. Rev. D 58 (1998) 116007.
- [8] M. R. Ahmady, F. A. Chishtie, V. Elias, and T. G. Steele, Phys. Lett. B 479 (2000) 201.
- [9] M. Spira, A. Djouadi, D. Graudenz, and P. M. Zerwas, Nucl. Phys. B 453 (1995) 17.
- [10] P. M. Stevenson, Phys. Rev. D 23 (1981) 2916.
- [11] K. G. Chetyrkin, Phys. Lett. B 390 (1997) 309.
- [12] F. Chishtie, V. Elias, and T. G. Steele, Phys. Rev. D 59 (1999) 105013.
- [13] D. J. Broadhurst, A. L. Kataev, and C. J. Maxwell, Nucl. Phys. B 592 (2000) 247.
- [14] T. van Ritbergen, J. A. M. Vermaseren, and S. A. Larin, Phys. Lett. B 400 (1997) 379.
- [15] K. G. Chetyrkin, Phys. Lett. B 404 (1997) 161.

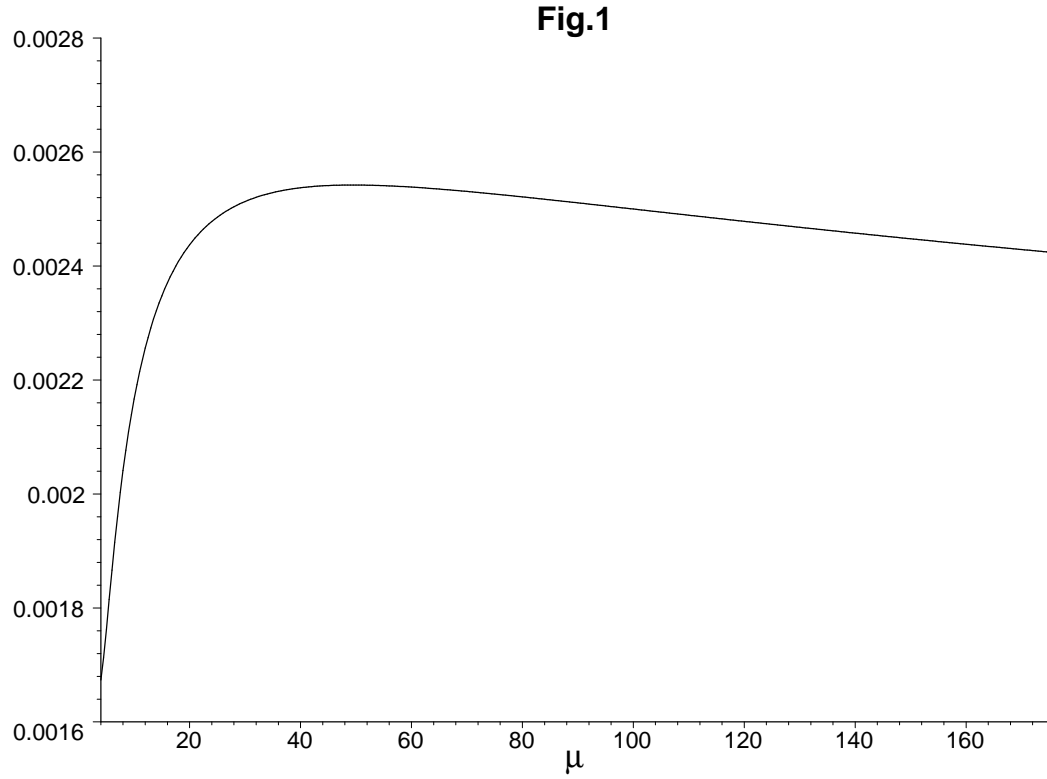


Figure 1: The scale-sensitive portion $[S(\mu)]$ of the three-loop order Higgs \rightarrow two gluon decay rate, as given by (1) and (2), is plotted for $M_t = 174.3$ GeV and $M_H = 115$ GeV, with the scale-dependent coupling evolving from $\alpha_s(M_Z) = 0.1185$. The renormalization-scale parameter μ is in GeV; $S(\mu)$ is dimensionless.

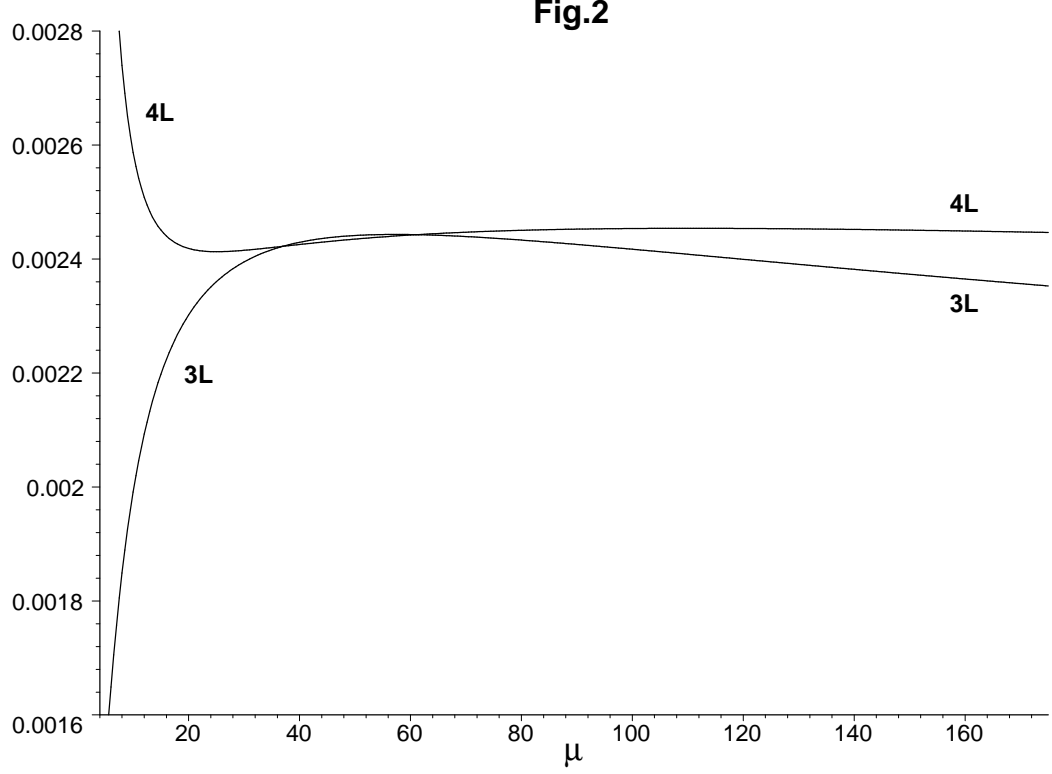


Figure 2: The scale-sensitive portion $S(\mu)$ of the Higgs \rightarrow two gluon decay rate, as obtained from fully-known contributions up to three-loop-order (3L), is compared to $S(\mu)$ as obtained from inclusion of its estimated next-order (4L) contributions. To isolate the effect of incorporating the next-order estimate, both expressions for $S(\mu)$ are inclusive of the mass correction $\delta_m x^2(\mu)$, as obtained from (29-31) in the text, with $m_b = 4.2 \text{ GeV}$, $M_t = 174.3 \text{ GeV}$, $M_H = 115 \text{ GeV}$, and the scale-dependent coupling evolving from $\alpha_s(M_Z) = 0.1185$. The renormalization-scale parameter μ is in GeV; $S(\mu)$ is dimensionless.

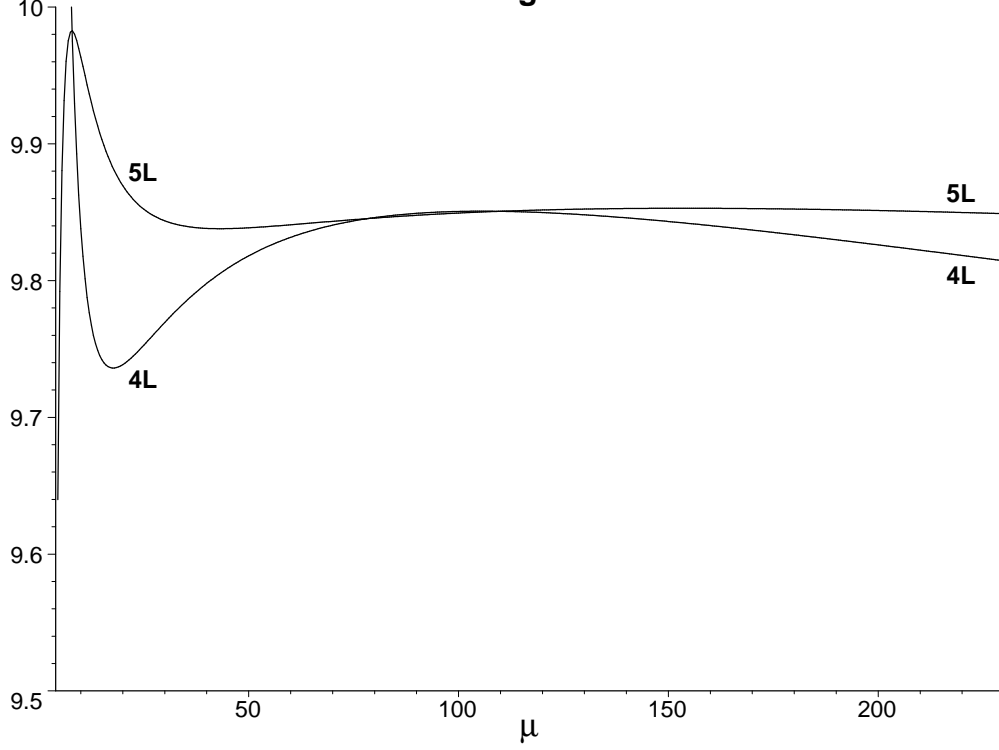
Fig.3

Figure 3: The scale-sensitive portion $R(\mu)$ of the Higgs $\rightarrow b\bar{b}$ decay rate, as obtained from its fully-known four-loop-order (4L) contributions to the correlation function (35), is compared to $R(\mu)$ as obtained from inclusion of the scalar correlator's estimated next-order (5L) contributions. As before, $M_t = 174.3 \text{ GeV}$, $M_H = 115 \text{ GeV}$. The scale-dependent coupling and b-quark mass are evolved from $\alpha_s(M_Z) = 0.1185$, $m_b(m_b) = 4.2 \text{ GeV}$. The renormalization-scale parameter μ is in GeV, and the vertical axis is in GeV^2 units.