

RESULTS ON DIFFRACTION AT HERA AND TEVATRON

Barbara Clerbaux

*Inter-University Institute for High Energies (IIHE), Brussels, Belgium
(Now at CERN, Geneva, Switzerland)*

For the H1, ZEUS, CDF and D0 Collaborations

Abstract

Recent results on diffraction at HERA, from the H1 and ZEUS Collaborations, and at Tevatron, from the CDF and D0 Collaborations, are reviewed. The measurement of the diffractive structure function at HERA is presented, and the pomeron structure function is extracted from QCD fits. Diffractive dijet production is given as an example analysis of the diffractive final state. These analysis are consistent with a leading gluon partonic structure for the pomeron. Hard single diffraction, double diffraction and double pomeron exchange processes are studied at the Tevatron and complement the studies performed at HERA. Finally, HERA results on the diffractive (exclusive) production of a vector particle, either a vector meson or a photon, are presented and compared to models based on perturbative QCD.

1 Introduction

The understanding of diffractive interactions is of fundamental importance as they govern the high energy behaviour of the elastic cross sections and thus of the total cross sections (via the optical theorem).

In the 70's, the diffractive processes were intensively studied in hadron-hadron interactions and were well described by the Regge phenomenology. In this framework, the elastic scattering is attributed at high energy to the exchange between the incoming hadrons of a colourless object, the pomeron. The energy dependence of the elastic cross section is parameterised as $ds/dt \propto s^{2(\alpha_{\mathbb{P}}(t)-1)}$, and depends on the trajectory of the pomeron $\alpha_{\mathbb{P}}(t)$: $\alpha_{\mathbb{P}}(t) = 1.08 + 0.25t$, t being the square of the four-momentum transfer. The total, elastic, and diffractive cross sections, thus exhibit a “soft” energy dependence, at high energy.

An important result of HERA studies is that, in contrast to the slow increase with energy of hadron-hadron cross sections (“soft” behaviour), the total γ^*p cross section has a strong (“hard”) energy dependence in the deep inelastic scattering (DIS) domain, which is attributed to a fast rise with energy of the gluon density in the proton. The QCD pomeron being described as a gluonic system, a “hard” behaviour is thus also expected in diffractive interactions.

The interest is now to understand the diffractive interaction in the framework of the QCD theory, and in particular, to study the partonic structure of the pomeron.

2 Diffractive structure function at HERA

Diffractive interactions at HERA account for above 10 % of the deep inelastic scattering (DIS) events. The diffractive cross section is measured by selecting the events: $e + p \rightarrow e + X + Y$, where the two hadronic systems X and Y are separated by a large rapidity gap, devoid of particles, Y being the system closest to the outgoing proton beam direction. The topology of diffractive events at HERA is presented in Fig. 1b, in contrast to the topology of events in the DIS regime (Fig. 1a). The measurement of the cross section is given in term of the diffractive structure function $F_2^{D(3)}(Q^2, x_{\mathbb{P}}, \beta)$. The variable Q^2 is the negative of the square of q , the four-momentum carried by the virtual photon, and

$$x_{\mathbb{P}} = q \cdot (-k) / (q \cdot p) \approx \frac{Q^2 + M_X^2}{Q^2 + W^2}; \quad \beta = Q^2 / (2q \cdot (-k)) \approx \frac{Q^2}{Q^2 + M_X^2}, \quad (1)$$

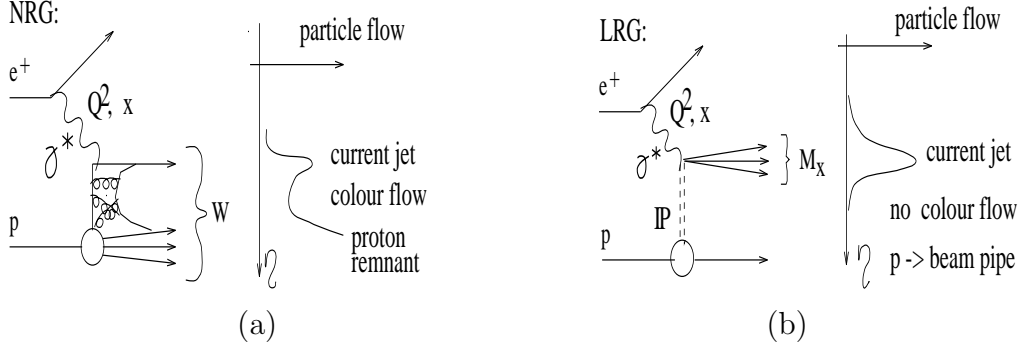


Figure 1: a) Deep Inelastic Scattering, and b) diffractive interaction.

where $k(p)$ is the four-momentum carried by the pomeron (incident proton), M_X is the invariant mass of the dissociative photon system, and W is the energy in the γ^*p center of mass system. For diffractive interactions, the kinematical variable $t = k^2$ is expected to be small. $F_2^{D(3)}(Q^2, x_P, \beta)$ is integrated over t . In a picture of diffractive interactions where a pomeron is emitted from the proton, the pomeron having a partonic structure, x_P is the fraction of the proton momentum carried by the pomeron, and β is the fraction of the pomeron momentum carried by the quark interacting with the virtual photon. The product $x_P \cdot \beta = x$, the usual Bjorken scaling variable.

It has been shown that the amplitudes for diffractive deep inelastic scattering factorise out into a part which depends on x_P (a 'pomeron flux factor') and a structure function $F_2^D(\beta, Q^2)$ corresponding to a universal partonic structure of diffraction: $F_2^{D(3)}(x_P, \beta, Q^2) \propto f(x_P) \cdot F_2^D(\beta, Q^2)$.

In a Regge approach, the pomeron flux factor follows a power law: $f(x_P) \propto (1/x_P)^{2\alpha_P-1}$. From the measurement of the x_P dependence of the diffractive structure function, the pomeron intercept $\alpha_P(0)$ can be extracted for different Q^2 values¹⁾. As is presented in Fig. 2, the pomeron intercept for $Q^2 > 0$ has a higher value than 1.08, which is typical of hadron-hadron interactions. The transition from a soft to hard behaviour happens at low Q^2 values.

The structure function $F_2(\beta, Q^2)$, multiplied by x_P for clarity, is presented in Fig. 3 for a fixed value of $x_P = 0.003$, as a function of Q^2 , for different β bins²⁾. It differs markedly from the proton structure function: $F_2^{D(2)}(Q^2, \beta)$ is still large at large β , and the rise with Q^2 persists for values of β much larger than ≈ 0.15 . This is an indication for a dominant gluonic component in the pomeron. A QCD fit was performed on the data, using the Altarelli-Parisi (DGLAP) evolution equations applied to the parton distributions defined, as a function of beta, for a starting

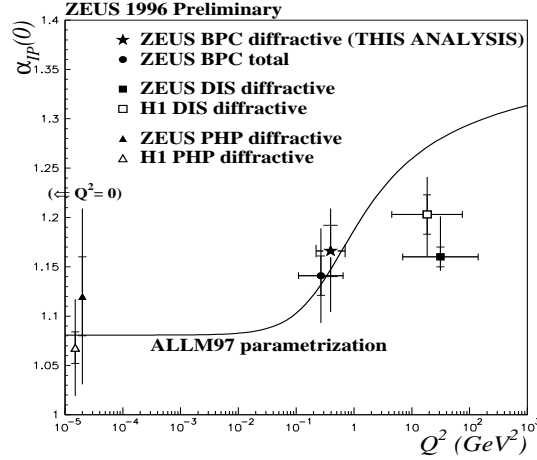


Figure 2: HERA Measurements ¹⁾ of the pomeron intercept $\alpha_P(0)$ as a function of Q^2 .

scale Q_0 . Two different initial parton distributions were considered for $Q_0^2 = 3.0$ GeV^2 : only quarks, and both quarks and gluons. In the first case (see Fig. 3a), the DGLAP evolution fails to reproduce rising scaling violations at large β , whereas the mixed quark and gluon case (see Fig. 3b) can describe this rise. For the latter parameterisation, the parton distributions are dominated, throughout the Q^2 range, by gluons, which carry a large fraction of the pomeron momentum; this fraction decreases only slowly at large β as Q^2 increases (see Fig. 4).

To complete the understanding of diffraction, studies of the diffractive final state: jet production, hadron transverse momentum distribution, hadron energy flow, charmed particle production... are performed at HERA. The pomeron structure functions extracted from QCD fits to inclusive diffractive DIS are convoluted with scattering amplitudes, to describe the specific final states. The analysis of these different final states is consistent with the picture of a leading gluonic component in the pomeron. This supports the idea of universality of parton distributions in the pomeron. As an example, the differential cross section measurement for diffractive dijet electroproduction ($4 < Q^2 < 80 \text{ GeV}^2$) with $p_T^{jet} > 4 \text{ GeV}$, is presented in Fig. 5b. This process is a direct probe of the gluon in the pomeron, via the boson gluon fusion mechanism (see Fig 5a). Figure 5b shows the distribution of the variable $z_P = (M_{JJ}^2 + Q^2)/(M_X^2 + Q^2)$ (where M_{JJ} is the invariant mass of the two jet system), which represents the fraction of the pomeron momentum carried by the partons entering the hard process. The bulk of events have $z_P < 1$, i.e. $M_{JJ} < M_X$, indicating that pomeron remnants carry a significant fraction of the pomeron

H1 1994

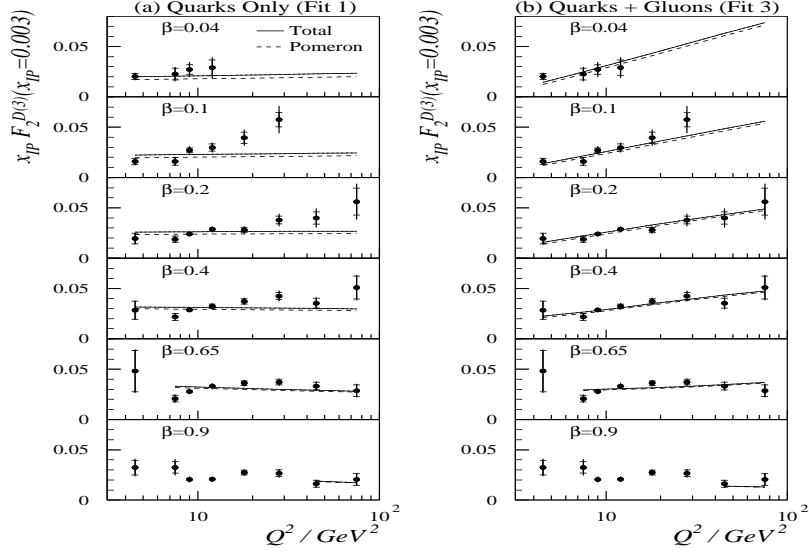


Figure 3: H1 measurements ²⁾ of $x_{\mathbb{P}} \cdot F_2^{D(3)}$ extrapolated to $x_{\mathbb{P}} = 0.003$, as a function of Q^2 , for different β bins. The curves represent the DGLAP QCD evolution of the (Q^2, β) dependence of $F_2^{D(2)}(Q^2, \beta)$, assuming at the starting scale of $Q_0^2 = 3.0 \text{ GeV}^2$ a) quarks only, b) both quarks and gluons.

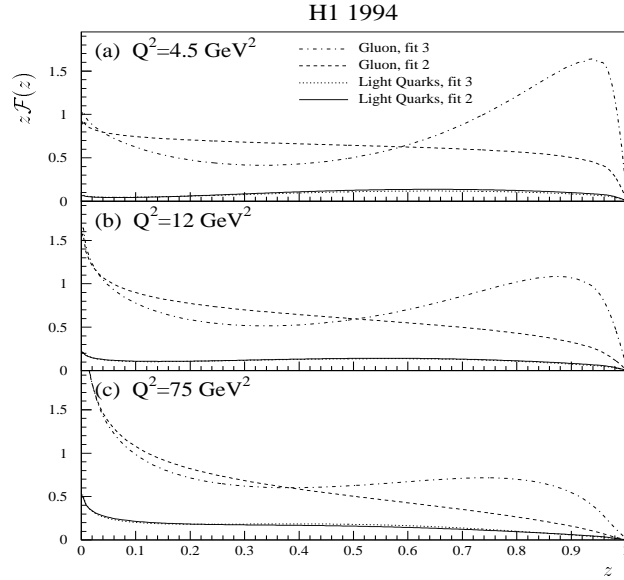


Figure 4: The sum of the light quark distributions and the gluon distribution for 2 possible fits: for fit 2 ('flat' gluon) and fit 3 ('peaked' gluon), see ²⁾, shown for (a) $Q^2 = 4.5 \text{ GeV}^2$, (b) $Q^2 = 12 \text{ GeV}^2$ and (c) $Q^2 = 75 \text{ GeV}^2$.

momentum. The predictions using the QCD fit to the diffractive structure function, are in good agreement, in shape and in normalisation, with the data.

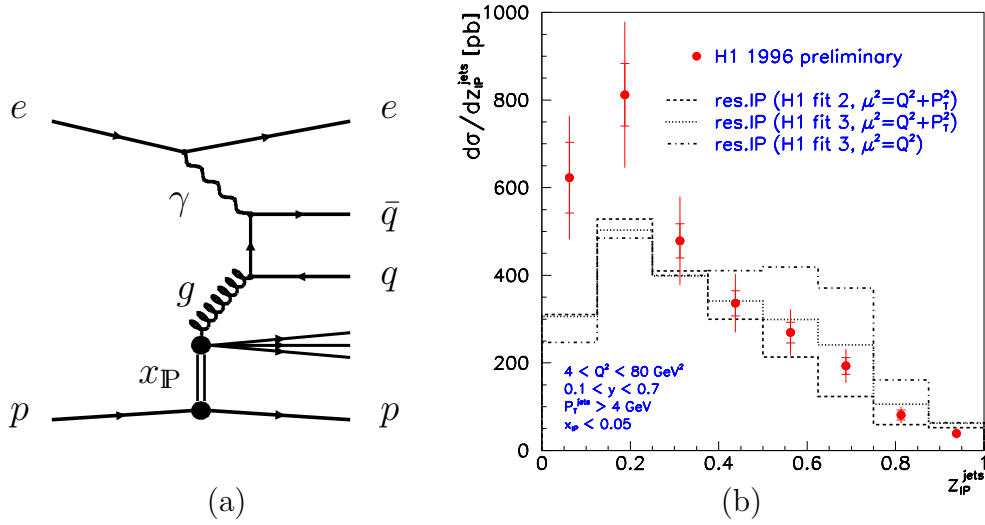


Figure 5: (a) Dominating leading order QCD process, in which a $q\bar{q}$ pair is produced via photon gluon fusion; (b) H1 measurement of the differential cross section for diffractive dijet production, as a function of z_{IP} , the momentum fraction of the pomeron carried by the parton entering the hard scattering process ³⁾. The data are shown together with predictions from a partonic pomeron model, with 'flat' (fit 2) and 'peaked' (fit 3) gluon dominated parton densities for the pomeron, evolved at two different QCD scales.

3 Hard diffraction at Tevatron

Hard diffractive interactions are studied at the Tevatron by the CDF and D0 Collaboration, through three different topologies: single diffraction, double diffraction and double pomeron exchange, see Fig 6. The single diffraction samples are selected by requiring a hard signature (P_T jets, W boson, J/ψ meson or a tagged b particle), together with the detection of the diffractively scattered \bar{p} in the proton spectrometer, or by the presence of a gap without activity in the tracker and calorimeter detectors. The production rate for single diffraction is at the 1 % level, compared to the corresponding non-diffractive process. Double diffraction process is studied through the production of two jets separated by a rapidity gap. The rate for this process was measured at centre of mass energies $\sqrt{s} = 630$ GeV and $\sqrt{s} = 1800$ GeV. The ratio $R_{630/1800}$ is 3.4 ± 1.2 (2.4 ± 0.9) for the D0 ⁴⁾ (CDF ⁵⁾) Collaboration. The decrease of the double diffraction process with increasing energy

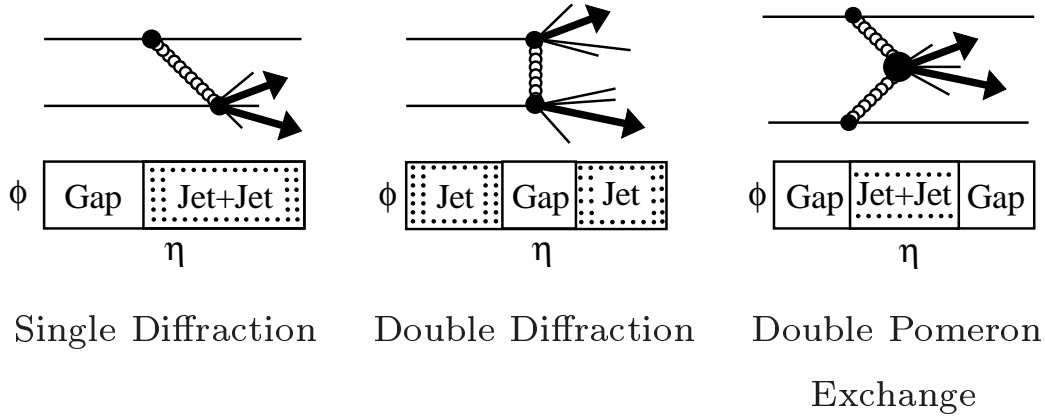


Figure 6: The three different topologies of hard diffraction at Tevatron.

could be explained by the concept of survival probability: when energy increases, underlying interactions between the beam particle remnants are stronger and can destroy the rapidity gap. Finally, double pomeron exchange is studied by requiring dijet production in the central detector and a rapidity gap on both sides of the detector, or a rapidity gap on one side together with the detection of the diffractively scattered \bar{p} in the proton spectrometer. The rate for this process is at the level of 10^{-4} of the corresponding non-diffractive interactions.

The CDF Collaboration has determined the partonic content of the pomeron, taking advantage of the different sensibilities of the various processes (dijet, W and b production) to the quark and gluon densities⁶⁾. The production rates are compared to predictions where a hard partonic content of the pomeron was assumed (see Fig. 7a). The gluon density is measured to be 0.55 ± 0.15 , in agreement with the ZEUS result, but the measured rate at Tevatron is significantly lower than expected. The β dependence of the dijet production cross section, measured by the CDF Collaboration⁷⁾, is presented in Fig. 7b, compared to the expected production rate when using the H1 parton densities for the pomeron. The disagreement between the rate of the Tevatron measurement and the expectation from HERA indicates a breakdown of factorisation, which could be understood in terms of survival probability.

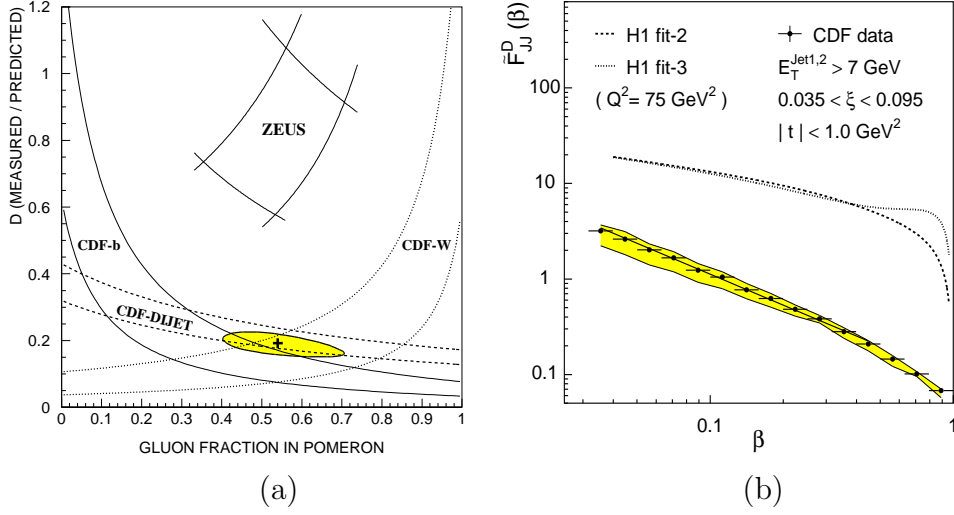


Figure 7: (a) Ratio of the measured to predicted diffractive rates as a function of the gluon content of the pomeron, for the CDF dijet, W and b production, and for a ZEUS measurement of diffractive DIS and diffractive jet photoproduction ⁶⁾. The shaded area corresponds to a 1σ contour of a fit to the three CDF results. (b) CDF measurement of the diffractive structure function as a function of β , compared with expectations from the pomeron parton densities extracted from diffractive DIS by the H1 Collaboration ⁷⁾. The systematic uncertainty in the normalisation of the data is $\pm 25\%$.

4 Exclusive vector particle production at HERA

Another way to study diffractive interaction is to analyse the exclusive production of vector meson: $e + p \rightarrow e + p + V$. For these clean reactions, quantitative predictions in perturbative QCD are indeed possible when a hard scale is present. This scale can be given by Q^2 , $|t|$ or m_q , the quark mass. Most models rely on the fact that, at high energy, in the proton rest frame, the photon fluctuates into a $q\bar{q}$ pair a long time before the interaction, and recombines into a vector meson (VM) a long time after the interaction. The amplitude \mathcal{M} then factories into three terms: $\mathcal{M} \propto \psi_{\lambda_V}^V * T_{\lambda_V \lambda_\gamma} \psi_{\lambda_\gamma}^\gamma$ where $T_{\lambda_V \lambda_\gamma}$ represents the interaction helicity amplitudes (λ_γ and λ_V being the helicities of the photon and the VM respectively) and ψ represents the wave functions. In most models, the photon and vector meson $q\bar{q} - p$ interaction is described by 2 gluon exchange. The cross section is then proportional to the square of the gluon density in the proton: $\sigma_{\gamma p} \sim \alpha_s^2(Q^2)/Q^6 \cdot |xg(x, Q^2)|^2$. The main uncertainties of the models come from the choice of scale, of the gluon distribution parameterisation and of the VM wave function (Fermi motion), and from the neglect

of non-diagonal gluon distributions and of higher order corrections.

Vector meson production has been intensively studied at HERA, both in photo- ($Q^2 \simeq 0$) and electroproduction, for $\rho, \omega, \phi, J/\psi, \psi'$ and Υ mesons. At high energy, the ρ, ω and ϕ photoproduction cross sections measured by fixed target experiment and at HERA present a soft energy dependence, parameterised as $\sigma \propto W^\delta$, with $\delta = 0.22$. In contrast, the J/ψ photoproduction cross section, where the mass of the c quark provides a hard scale in the interaction, presents a much stronger energy dependence (“hard” behaviour) ⁸⁾, in agreement with the rise of the gluon density at low x ($x \simeq Q^2/W^2$). Figure 8a presents the HERA measurement together with predictions of a perturbative QCD model ⁹⁾ using three parameterisations for the gluon density: GRVHO, MRSR2 and CTEQ4M. The full line corresponds to a fit to the data using the parameterisation $\sigma \propto W^\delta$ with $\delta = 0.83 \pm 0.07$, which is in contrast with the value $\delta = 0.22$ for light vector meson photoproduction.

Another way to look at the hard behaviour is to study light vector meson production at high Q^2 , Q^2 giving here the scale. Measurements of the cross section $\sigma(\gamma^*p \rightarrow \rho p)$ show an indication for an increasingly stronger energy dependence when Q^2 increases ^{10, 11)}. With the parameterisation $\sigma \propto W^\delta$, the value of δ for ρ meson production appears to reach at high Q^2 that of J/ψ photoproduction (see Fig. 8b).

Signals for Υ production have been observed recently at HERA ^{8, 12)} (see Fig. 9a). The cross section $\sigma(\gamma p \rightarrow \Upsilon p) * \text{BR}(\Upsilon \rightarrow \mu^+ \mu^-)$ for $Q^2 \simeq 0$ is measured to be, respectively, 19.2 ± 11.0 and 13.0 ± 6.6 pb by the H1 and ZEUS Collaborations; due to limited statistics the data cannot distinguish between 1S, 2S and 3S states of the Υ meson. In order to extract the cross section for the production of $\Upsilon(1S)$, a production ratio of 70 % is used. The result is shown in Fig. 9b, together with recent pQCD calculations ^{13, 14)}. These calculations describe well the data after consideration of two effects: the non vanishing of the real part of the scattering amplitude and the effect of the non-diagonal parton distributions in the proton, which leads to an enhancement of a factor $\simeq 5$ of the cross section normalisation. Such effects are found to be more important for the production of the Υ than for the J/ψ meson, due to the larger b quark mass.

The deep virtual compton scattering (DVCS): $e + p \rightarrow e + p + \gamma$ (see Fig. 10a) is a gold-plated process to study pQCD in diffraction. The reaction is perturbatively calculable at high Q^2 , as the incoming and the outgoing photon wave functions and the couplings are known, and no complication from strong interactions between particle in the final state appears. It is then an ideal place to study non-diagonal parton distributions, thus correlations between gluons in the proton.

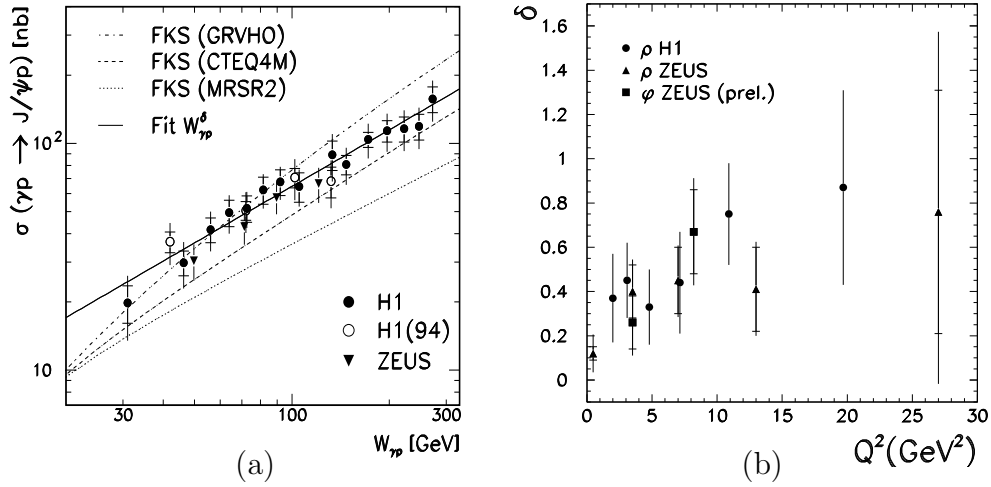


Figure 8: a) Cross section $\sigma(\gamma p \rightarrow J/\psi p)$ for J/ψ meson photoproduction as a function of W . The dotted lines correspond to predictions of a perturbative QCD model ⁹⁾ using different gluon density parameterisations and the solid line represents a fit to the data using the parameterisation $\sigma \propto W^\delta$, with $\delta = 0.83 \pm 0.07$; b) Q^2 dependence of the δ parameter for ρ and ϕ electroproduction.

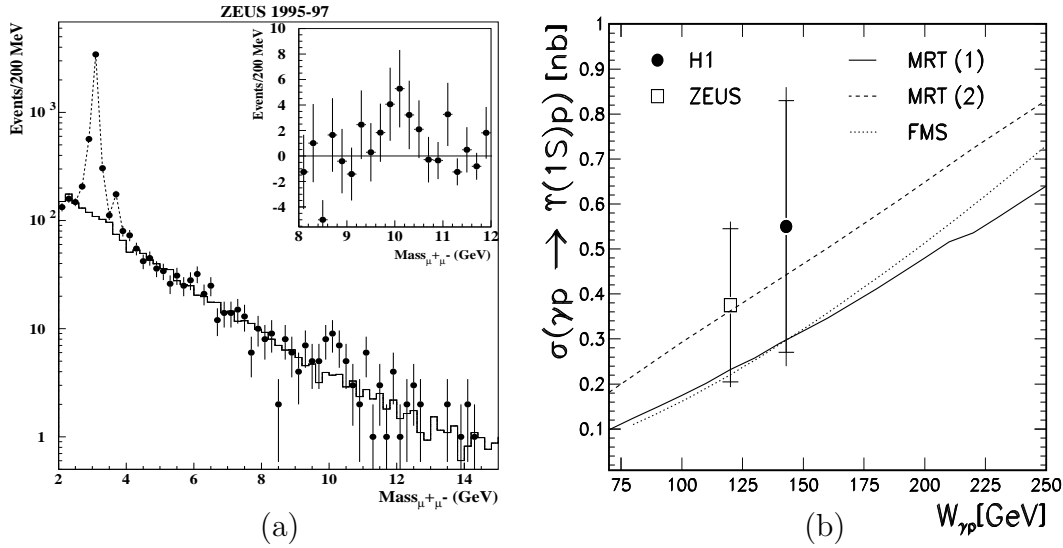


Figure 9: (a) ZEUS signal for Υ photoproduction ¹²⁾; (b) H1 ⁸⁾ and ZEUS ¹²⁾ measurements of the cross section for elastic photoproduction of $\Upsilon(1S)$. The curves correspond to predictions of models based on pQCD calculations ^{13, 14)}.

The main background to the DVCS process is the Bethe-Heitler (QED Compton) process, which has the same final state but different phase space. To extract the DVCS cross section, the interference between the two processes has to be taken into account. Events have been selected by the ZEUS Collaboration¹⁵⁾ for $Q^2 > 6 \text{ GeV}^2$, by requesting the presence of two electromagnetic clusters, corresponding respectively to the scattered electron and the photon. Fig. 10b presents the distribution of the polar angle of the photon cluster. A clear excess in the data (full points) is observed above the Bethe-Heitler background (open triangles). The signal is consistent, in shape and in normalisation, with the prediction of a perturbative QCD calculation computing the DVCS and the Bethe-Heitler processes, taken into account the interference term (open circles).

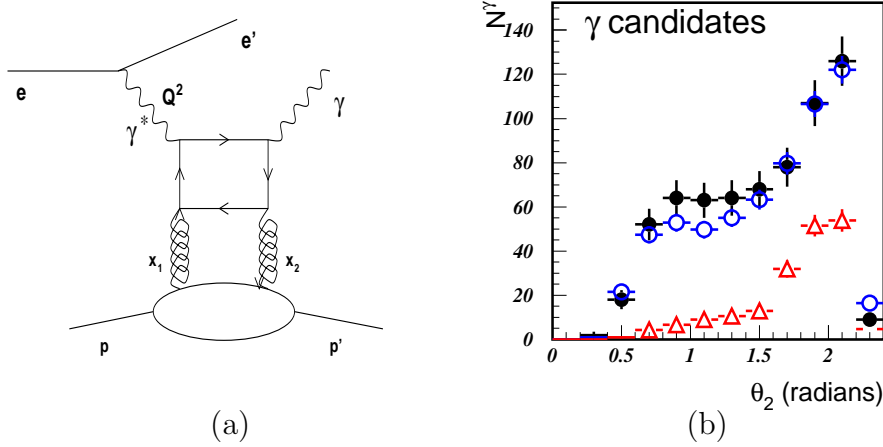


Figure 10: a) the DVCS process; b) ZEUS measurement of the polar angle distribution of the photon candidate, with energy larger than 2 GeV, for $ep\gamma$ events¹⁵⁾. The data are the full dots, the predictions for the Bethe-Heitler process are the open triangles, and the predictions of a DVCS + Bethe-Heitler simulation are the open circles.

References

1. ZEUS Coll., "Measurement of the Diffractive Cross Section in ep Interactions at Low Q^2 ", contributions to the International Europhysics Conference on High Energy Physics 99, Tampere, Finland, July 1999.
2. H1 Coll., C. Adloff et al., Z. Phys. **C 76** (1997) 613.

3. H1 Coll., "*Diffractive Dijet Electroproduction at HERA*", contributions to the International Europhysics Conference on High Energy Physics 99, Tampere, Finland, July 1999.
4. D0 Coll., B. Abbott et al., Phys. Lett. **B 440** (1998) 189.
5. CDF Coll., F. Abe et al., Phys. Rev. Lett. **81** (1998) 5278.
6. CDF Coll., T. Affolder et al., Phys. Rev. Lett. **84** (2000) 232.
7. CDF Coll., T. Affolder et al., Phys. Rev. Lett. **84** (2000) 5043.
8. H1 Coll., C. Adloff et al., "*Elastic Photoproduction of J/ψ and Υ Mesons at HERA*", to be publ. in Phys. Lett. B, hep-ex/0003020.
9. L. Frankfurt, W. Koepf and M. Strikman, Phys. Rev. **D 57** (1998) 512.
10. H1 Coll., C. Adloff et al., Eur. Phys. J. **C 13** (2000) 371.
11. ZEUS Coll., J. Breitweg et al., Eur. Phys. J. **C 6** (1999) 603.
12. ZEUS Coll., J. Breitweg et al., Phys. Lett. **B 437** (1998) 432.
13. L. Frankfurt, M. McDermott and M. Strikman, JHEP **02** (1999) 002.
14. A.D. Martin, M.G. Ryskin and T. Teubner, Phys. Lett. **B 454** (1999) 339.
15. ZEUS Coll., "*Observation of Deeply Virtual Compton Scattering in e^+p Interactions at HERA*", contributions to the International Europhysics Conference on High Energy Physics 99, Tampere, Finland, July 1999.