

Mass Spectrum and Decay Constants in the Continuum Limit*

M. Göckeler^a, R. Horsley^b, V. Linke^c, D. Pleiter^{c,d}, P. E. L. Rakow^a, G. Schierholz^{d,e},
A. Schiller^f, P. Stephenson^g and H. Stüben^h

^aInstitut für Theoretische Physik, Universität Regensburg, D-93040 Regensburg, Germany

^bInstitut für Physik, Humboldt-Universität zu Berlin, D-10115 Berlin, Germany

^cInstitut für Theoretische Physik, Freie Universität Berlin, D-14195 Berlin, Germany

^dDeutsches Elektronen-Synchrotron DESY and NIC, D-15735 Zeuthen, Germany

^eDeutsches Elektronen-Synchrotron DESY, D-22603 Hamburg, Germany

^fInstitut für Theoretische Physik, Universität Leipzig, D-04109 Leipzig, Germany

^gDipartimento di Fisica, Università degli Studi di Pisa e INFN, Sezione di Pisa, 56100 Pisa, Italy

^hKonrad-Zuse-Zentrum für Informationstechnik, D-14195 Berlin, Germany

We present first results for light hadron masses, quark masses and decay constants in the continuum limit using $O(a)$ improved fermions at three different values of the gauge coupling β .

1. INTRODUCTION

It has become standard to reduce, or indeed eliminate completely, the $O(a)$ cut-off effects of Wilson fermions by adding the local Sheikholeslami-Wohlert counterterm. The QCDSF collaboration has simulated quenched QCD with improved fermions at three different values of the gauge coupling $\beta = 6.0$, 6.2, and 6.4, which covers the range of lattice spacings $a^{-1} \approx 2 - 3.5$ GeV. The simulations have been done on lattices of size $16^3 \times 32$ ($\beta = 6.0$), $24^3 \times 48$ ($\beta = 6.0, 6.2$), $32^3 \times 64$ ($\beta = 6.2$), and $32^3 \times 48$ ($\beta = 6.4$). The spatial size of the lattices varies between 1.7–2.5 fm. We have generated $O(200-1000)$, $O(300)$, $O(100)$ gauge field configurations at $\beta = 6.0, 6.2$ and 6.4, respectively. They have been evaluated for 3-8 different values of the hopping parameter κ with m_π/m_ρ approximately in the range of 0.4 – 0.9.¹ The co-

efficient of the Sheikholeslami-Wohlert counterterm, $c_{SW}(g^2)$, was taken from [2]. We are currently improving both our statistics and number of κ values at $\beta = 6.4$. Our results presented here should therefore be regarded as preliminary.

2. CHIRAL EXTRAPOLATION

In order to extrapolate the masses and decay constants to the chiral limit, we use the phenomenological ansatz

$$m_X^2 = b_0 + b_2 m_\pi^2 + b_3 m_\pi^3. \quad (1)$$

Fits with only three parameters using this ansatz give smaller χ^2/dof than the ansatz based on predictions of chiral perturbation theory, e.g. for m_ρ and m_N [3]. Fig. 1 shows m_ρ^2 and m_N^2 as a function of m_π^2 at $\beta = 6.2$. We have used a two parameter fit (keeping $b_3 = 0$ fixed) at $\beta = 6.4$, since we currently have results for three κ values only.

Searching for quenched chiral logarithms predicted by the chiral perturbation theory we

*Talk given by D. Pleiter at Lat98, Boulder, U.S.A.

¹For more simulation details, see [1].

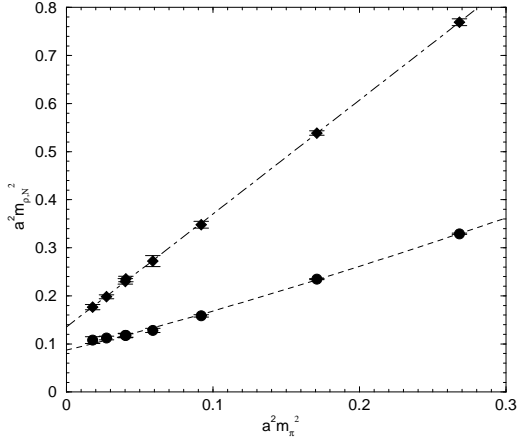


Figure 1. Chiral extrapolation of ρ (\bullet) and nucleon masses (\blacklozenge) at $\beta = 6.2$.

looked at the logarithm of the ratio m_π^2/m_q as function of the quark mass m_q [4]. Since the standard method for determination of κ_c depends on the presence of these singularities, we use the quark masses determined by the Ward identity method. Using the ansatz [5]

$$\ln \frac{(am_\pi)^2}{am_q} = c_0 - \frac{\delta}{1+\delta} \ln(am_q) + \quad (2)$$

$$c_1 am_q + c_2 (am_q)^2$$

we find $\delta \approx 0.1 - 0.2$ for $\beta = 6.0$ and 6.2 . Our data and the fits are plotted in fig. 2.

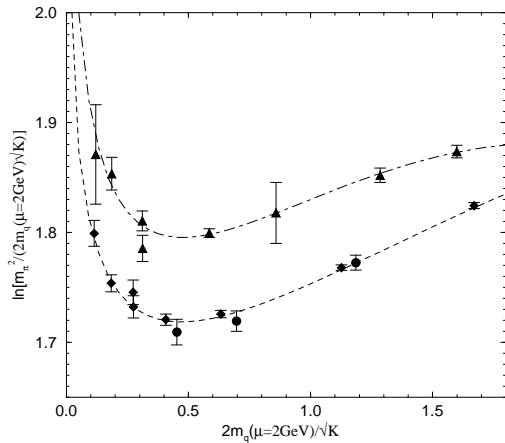


Figure 2. Searching for chiral logarithms at $\beta = 6.0$ (\blacktriangle), $\beta = 6.2$ (\blacklozenge) and $\beta = 6.4$ (\bullet , not used for fits).

3. HADRON MASSES

In fig. 3 we plot our results for the dimensionless mass ratio m_N/m_ρ versus $(m_\pi/m_\rho)^2$. Within errors there are no visible cut-off effects. For $\beta = 6.0$ and 6.2 we find the ratio m_N/m_ρ in the chiral limit to be in agreement with the experimental value.

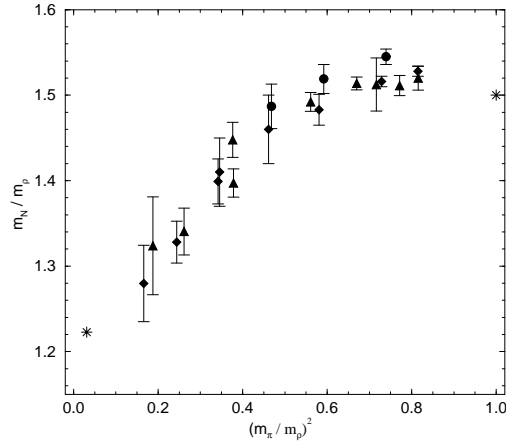


Figure 3. APE plot for improved fermions at $\beta = 6.0$ (\blacktriangle), $\beta = 6.2$ (\blacklozenge) and $\beta = 6.4$ (\bullet). This is compared with the physical mass ratio and the heavy quark limit (*). The errors are bootstrap errors.

We use a linear fit in a^2 in order to extrapolate our results for the hadron masses to the continuum limit. We use the string tension K , which has cut-off errors of $O(a^2)$, to fix the scale and $\sqrt{K} = 427\text{MeV}$ to express the experimental values in terms of \sqrt{K} . As shown in fig. 4 our preliminary data agrees with the experimental values. For the a_0 and b_1 mesons we find large $O(a^2)$ effects.

4. QUARK MASSES AND DECAY CONSTANTS

We define the bare quark mass using the Ward identity method. While the renormalization constant Z_A and the coefficient c_A are known non-perturbatively [2], we use tadpole improved values for $Z_P^{\overline{MS}}(a\mu)$, b_A and b_P [1,6]. To determine \hat{m}_s we proceed as described in [1] and use the physical pion and kaon masses as input.

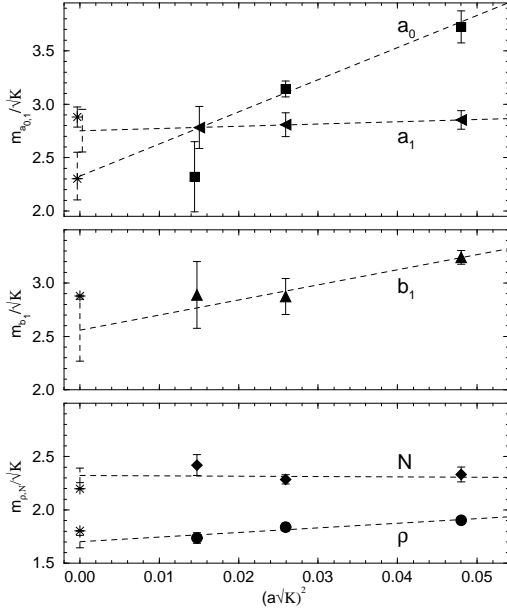


Figure 4. Continuum extrapolation of various hadron masses compared with the experiment (*).

To calculate the decay constants f_π and $1/f_\rho$ we use the improved renormalized operators $\mathcal{A}_\mu = (1 + b_A am)Z_A(A_\mu + c_A a \partial_\mu P)$ and $\mathcal{V}_\mu = (1 + b_V am)Z_V(V_\mu + ic_V a \partial_\lambda T_{\mu\lambda})$. Z_V , b_V and c_V are known non-perturbatively [2]. While f_π scales very well, this is less obvious for $1/f_\rho$. For other matrix elements using improved axial and vector currents see [7].

ACKNOWLEDGEMENTS

The numerical calculations were performed on the Ape *QH2* at DESY-Zeuthen and the Cray *T3D/T3E* at ZIB, Berlin.

REFERENCES

1. M. Göckeler et al., Phys. Rev. D57 (1998) 5562, hep-lat/9707021.
2. M. Lüscher et al., Nucl.Phys. B491 (1997) 323, hep-lat/9609035; M. Lüscher et al., Nucl. Phys. B491 (1997) 344, hep-lat/9611015; M. Guagnelli, R. Sommer, Nucl. Phys. Proc. Suppl. 63 (1998) 886,

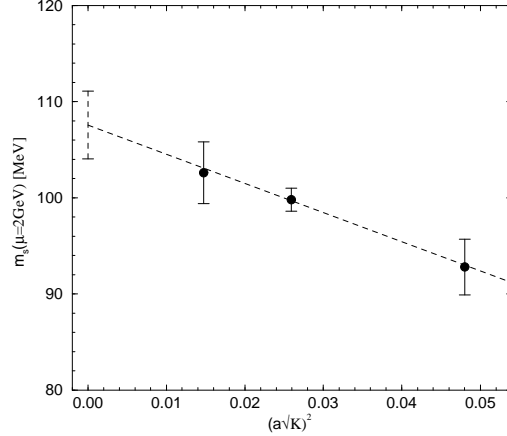


Figure 5. Continuum extrapolation of the strange quark mass $m_s^{\overline{MS}}(2\text{GeV})$.

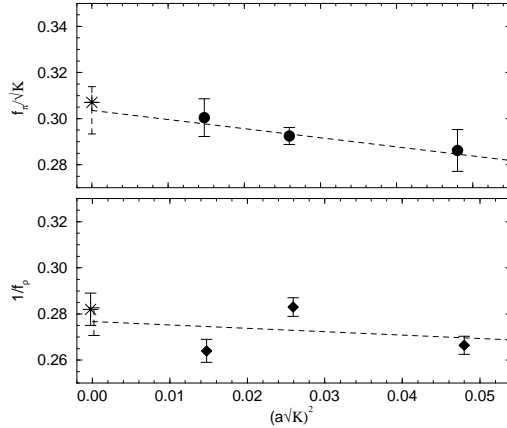


Figure 6. Decay constants f_π and $1/f_\rho$.

- hep-lat/9709088; S. Sint, P. Weisz, Nucl. Phys. B502 (1997) 251, hep-lat/9704001.
3. M. Booth et al., Phys. Rev. D55 (1997) 3092, hep-ph/9610532; J. Labrenz, S. Sharpe, Nucl. Phys. Proc. Suppl. 34 (1994) 335, hep-lat/9312067.
4. S. Sharpe, Nucl. Phys. Proc. Suppl. 30 (1993) 213, hep-lat/9211005.
5. R. Gupta, Nucl. Phys. Proc. Suppl. 42 (1995) 85, hep-lat/9412078.
6. S. Capitani et al., Nucl. Phys. Proc. Suppl. 63 (1998) 874, hep-lat/9709049.
7. R. Horsley, this conference.