

SU(3) Flavor Breaking in Hadronic Matrix Elements for $B - \bar{B}$ Oscillations

C. Bernard^a, T. Blum^b, and A. Soni^b

^a Department of Physics, Washington University, St. Louis, MO 63130

^b Department of Physics, Brookhaven National Laboratory, Upton, NY 11973

We present an analysis, using quenched configurations at $6/g^2 = 5.7, 5.85, 6.0,$ and 6.3 of the matrix element $M_{hl} \equiv \langle \bar{P}_{hl} | \bar{h} \gamma_\mu (1 - \gamma_5) l \bar{h} \gamma_\mu (1 - \gamma_5) l | P_{hl} \rangle$ for heavy-light pseudoscalar mesons. The results are extrapolated to the physical B meson states, B^0 and B_s^0 . We directly compute the ratio M_{bs}/M_{bd} , and obtain the preliminary result $M_{bs}/M_{bd} = 1.54(13)(32)$. A precise value of this SU(3) breaking ratio is important for determining V_{td} once the mixing parameter x_s for $B_s^0 - \bar{B}_s^0$ is measured experimentally. We also determine values for the corresponding B parameters, $B_{bs}(2\text{GeV}) = B_{bd}(2\text{GeV}) = 1.02(13)$, which we cannot distinguish in the present analysis.

1. Introduction

We present a direct calculation of the $\Delta F = 2$ heavy-light mixing matrix element,

$$M_{hl}(\mu) \equiv \langle \bar{P}_{hl} | \bar{h} \gamma_\rho (1 - \gamma_5) l \bar{h} \gamma_\rho (1 - \gamma_5) l | P_{hl} \rangle, \quad (1)$$

where we have suppressed the scale dependence of the local four quark operator. As is well known, these matrix elements govern $B^0 - \bar{B}^0$ and $B_s^0 - \bar{B}_s^0$ oscillations [1,2]. In the above h and l denote heavy and light quark fields, P_{hl} the corresponding pseudoscalar meson, and μ is the energy scale appropriate to the calculation. In particular, we present a first direct calculation of the SU(3) flavor breaking ratio,

$$r_{sd} = M_{bs}(\mu)/M_{bd}(\mu) \quad (2)$$

Our preliminary result is $r_{sd} = 1.54(13)(32)$ where the first error is statistical and the second is from uncertainty in extrapolating to the B mass and to $a \rightarrow 0$. The importance of this ratio is that, in conjunction with the experimental measurement of $B_s^0 - \bar{B}_s^0$ oscillation (when that becomes available), it should allow the cleanest extraction of the crucial CKM parameter V_{td} . We note that the above value of r_{sd} is lower than the result reported at the conference (1.81) which is due primarily to a change in how we extrapolate to the B ; the difference gives a systematic error.

Presently, V_{td} is deduced from $B^0 - \bar{B}^0$ oscillation via[3]

$$x_{bd} = \frac{(\Delta M)_{bd}}{\Gamma_{bd}} \propto m_{bd}^2 B_{bd}(\mu) f_{bd}^2 |V_{td}|^2 \quad (3)$$

where m_{bd} , $\Gamma_{bd}^{-1} \equiv \tau_{bd}$, and f_{bd} are the mass, life time, and decay constant of the B^0 meson, and $(\Delta M)_{bd}$ is the mass difference of the two mass eigenstates of the $B^0 - \bar{B}^0$ system. x_{bd} is the mixing parameter characterizing the oscillation and has been determined experimentally, $x_{bd} = 0.71(6)$ [4]. B_{bd} is the so called bag, or B , parameter. To extract V_{td} from Eq. (3) requires knowledge of two hadronic matrix elements, f_{bd} and B_{bd} . These are being calculated by using lattice and other methods. f_{bd} may eventually even be measured experimentally through, for example, the decay $B \rightarrow \tau \nu_\tau$. However, B_{bd} is a purely theoretical construct which is inaccessible to experiment. Thus determination of V_{td} from experiment through use of Eq. 3 will ultimately be limited by the precision of the nonperturbative quantity $f_{bd}^2 B_{bd}$. These parameters are related to the matrix element, Eq. (1), via

$$M_{bd}(\mu) = \frac{8}{3} f_{bd}^2 m_{bd}^2 B_{bd}. \quad (4)$$

Now making the replacement $d \rightarrow s$ in Eq. (3) and taking the ratio with Eq. (3), we arrive at an

alternate way to extract V_{td} ,

$$\frac{|V_{td}|^2}{|V_{ts}|^2} = r_{sd} \frac{\tau_{bs} x_{bd}}{\tau_{bd} x_{bs}} \quad (5)$$

Note that V_{ts} in Eq. (5) is related by three generation unitarity to V_{cb} and is therefore already quite well determined, $|V_{ts}| \approx |V_{cb}| = 0.041 \pm 0.003$ [4]. The important distinction between using Eq. (5) instead of Eq. (3) is that the former requires only knowledge of *corrections* to SU(3) flavor symmetry while the latter requires the *absolute* value of the matrix element M_{bd} . It is also important to realize that since r_{sd} is a ratio of two very similar hadronic matrix elements, it is less susceptible to common systematic errors in lattice calculations, including scale dependence, matching of continuum and lattice operators, and heavy quark mass dependence. Indeed, the ratio r_{sd} is, to an excellent approximation, renormalization group invariant, even though the individual matrix elements M_{bs} and M_{bd} are scale dependent.

2. Simulations and Results

Table (1) summarizes our quenched lattices and the valence Wilson quark hopping parameters, κ_l and κ_h , used to construct quark propagators. For each κ_l and κ_h in Table 1 we calculate a quark propagator using a single point source at the center of the lattice and a point sink.

In Fig. 1 we show example results at $6/g^2 = 6.3$ for M_{hl} versus κ_h for each value of κ_l . The lattice matrix elements are found through simultaneous fits to the three point function corresponding to Eq. 1 and the two point function of the corresponding heavy-light interpolating operator. In Fig. 1 and the following, we have already matched the lattice operator to the continuum one by using the one loop perturbative result from Refs. [6,7]. The scale dependent renormalization Z factor is calculated in the NDR scheme at scale $\mu = 2.0$ GeV. The coupling is tadpole improved and evaluated at scale $1/a$, and we include the KLM normalization for heavy quarks.

Results for the physical B and B_s meson systems follow from a series of fits to the lattice data which we use to extrapolate in the two parameters κ_h and κ_l . Since the data are highly correlated,

we use covariant fits and a jackknife procedure at each step to account for the correlations. We take the form of our fits from chiral perturbation theory and expectations based on heavy quark effective theory (HQET).

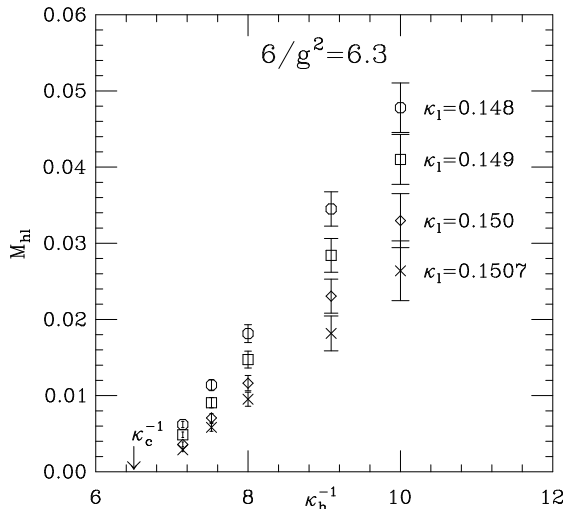


Figure 1. The matrix element M_{hl} at $6/g^2 = 6.3$.

$\kappa_c(6/g^2)$ and $\kappa_s(6/g^2)$ are determined from either linear or quadratic fits to $m_{l'}^2$, as a function of κ_l^{-1} and $\kappa_{l'}^{-1}$ (l' refers to the strange quark). The values for κ_c and κ_s are summarized in Table 2. Finding κ_s requires the scale a , which we set from af_π , to determine the lattice value of the kaon mass am_K (a^{-1} is tabulated in Table (2)). We note that at $6/g^2 = 5.7$ the choice of the coupling constant scale for Z_A , the axial current renormalization, has a significant effect on the lattice spacing determination; Z_A differs by $\sim 7\%$ when the scale changes from $1/a$ to π/a .

Next, using chiral perturbation theory for heavy-light mesons [9,10], we extrapolate M_{hl} to $\kappa_l = \kappa_c$. We do not include chiral logarithms in our fits since the light quark masses used in the extrapolations are relatively heavy, $\kappa_l \approx \kappa_s$. The results for M_{hl} at $6/g^2 = 6.3$ (see Fig. 2) show a smooth linear behavior. The confidence levels for the extrapolations are much lower for $6/g^2 = 6.0(24^3)$ than for the other points; in addition, the effective values of M_{hl} show poor

Table 1
Summary of simulation parameters.

$6/g^2$	conf.	size	κ_l			κ_h			
5.7	83	$16^3 \times 33$	0.160	0.164	0.166	0.115	0.125	0.135	0.145
5.85	100	$20^3 \times 61$	0.158	0.159	0.160	0.107	0.122	0.130	0.138
6.0	60	$16^3 \times 39$	0.152	0.154	0.155	0.103	0.118	0.130	0.135
6.0	100	$24^3 \times 39$	0.152	0.154	0.155	0.103	0.118	0.130	0.135
6.3	60	$24^3 \times 61$	0.148	0.149	0.150	0.107	0.110	0.125	0.133

plateaus, so we exclude this point in our final determination of r_{sd} .

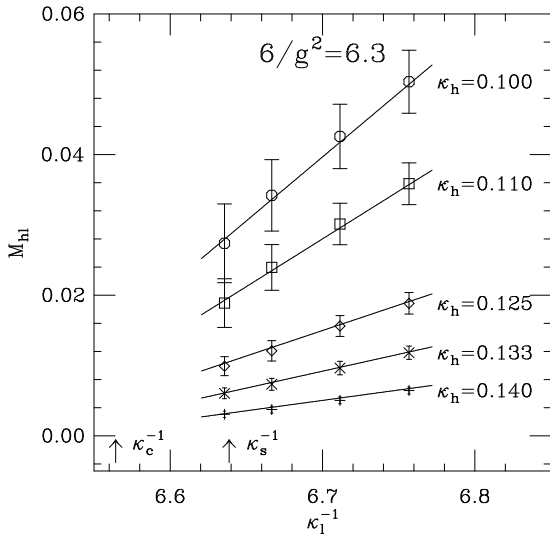


Figure 2. M_{hl} at $6/g^2 = 6.3$ extrapolated to $\kappa_l = \kappa_c$. Curves for the other values of $6/g^2$ are similar.

Inspired by HQET, we continue by fitting M_{hc} to a polynomial in the inverse heavy meson mass, m_{hc}^{-1} , and then extrapolating to the B meson mass (see Fig. 3). Again, we use f_π to set the scale. Of course, the same procedure can be carried through for the heavy-strange mesons by first extrapolating the data to κ_s instead of κ_c . The resulting curve is also shown in Fig. 3. Fits which include all mass values (dashed line) generally have low confidence levels. Moreover, the lighter points have smaller statistical errors and dominate the fits, yet they are far from the B mass. We therefore omit the lightest two points at each value of $6/g^2$ and use a completely constrained fit

Table 2
Inverse lattice spacing and critical and strange hopping parameters.

$6/g^2$	$a^{-1}(\text{GeV})$	κ_c	κ_s
5.7	1.45(10)	0.16969(10)	0.1642(7)
5.85	1.64(20)	0.16163(9)	0.1577(9)
6.0	2.06(17)	0.15711(7)	0.1548(4)
6.0	2.08(13)	0.15714(4)	0.1543(4)
6.3	3.37(47)	0.15226(16)	0.1506(4)

to extrapolate to the B . Compared with fitting all points, this results in systematically lower values of r_{sd} , changing the central value from 1.81 (which was reported at the conference) to 1.54. We take the 0.27 difference as the systematic error of the extrapolation. The ratio M_{bs}/M_{bd} is shown as a function of $a(6/g^2)$ in Fig. 4. At $6/g^2 = 5.7$, our heaviest mass is still quite far from the B mass, so we also ignore this point in the extrapolation to the continuum limit.

Generally, we expect the Wilson quark action to introduce discretization errors of order a in all observables. However, in a ratio of two similar quantities, we might expect a large cancellation of the lowest order discretization errors. A constant fit gives $M_{bs}/M_{bd} = 1.54(13)$ while a linear fit gives 1.72(67). Since the coefficient of the linear term is only 0.3 sigma from 0, we quote the constant fit result as our central value and use the difference as an estimate of the systematic error of the continuum extrapolation. Adding that error in quadrature with the systematic error from the extrapolation to the B mass, we get $r_{sd} = 1.54(13)(32)$.

The extraction of the individual values of M_{bd} and M_{bs} is clearly expected to have larger errors. Conventionally [5,1,2] these matrix elements are given in terms of the corresponding B parameter

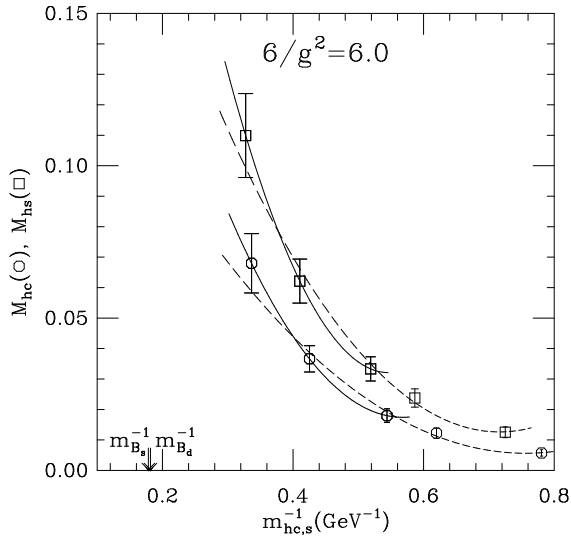


Figure 3. M_{hc} (octagons) and M_{hs} (squares) as a function of the inverse heavy-down(strange) meson mass, at $6/g^2 = 6.0$. The dashed line shows the effect of the lightest points on the fit.

defined in Eq. (4). Carrying out the above fitting procedure for $B_{bd}(\mu)$, we find a constant fit yields $B_{bd}(2 \text{ GeV}) = 0.97(3)$ while linear extrapolation gives $1.02(13)$. We cannot however distinguish $B_{bs}(2 \text{ GeV})$ from $B_{bd}(2 \text{ GeV})$ since our data for B_{hl} versus κ_l are fit equally well to constant or linear forms. This was not true for M_{hl} as is evident from Fig. 2. Taking the linear result, we quote $B_{bd}(2 \text{ GeV}) = B_{bs}(2 \text{ GeV}) = 1.02(13)$.

We recall that until now [1,2], lattice results for the SU(3) breaking ratio r_{sd} have been obtained by using Eqs. (2) and (4) and the lattice measurements of $f_{bd(s)}$ and $B_{bd(s)}$. A reasonable estimate is $f_{bs}/f_{bd} \approx 1.13 \pm .10$ [1,2,8,11] (we are presently calculating this ratio on our lattices). As indicated above, the ratio of B parameters is consistent with unity, and the ratio of masses is 1.017 [4]. Therefore, the conventional method leads to $r_{sd} \approx 1.32 \pm .23$ compared to $1.54 \pm .13 \pm .32$ obtained with our direct method. Thus the two methods are quite consistent. However, as we have emphasized, the direct method offers many distinct advantages, and future lattice computations should be able to improve the precision in our determination of the ratio r_{sd} .

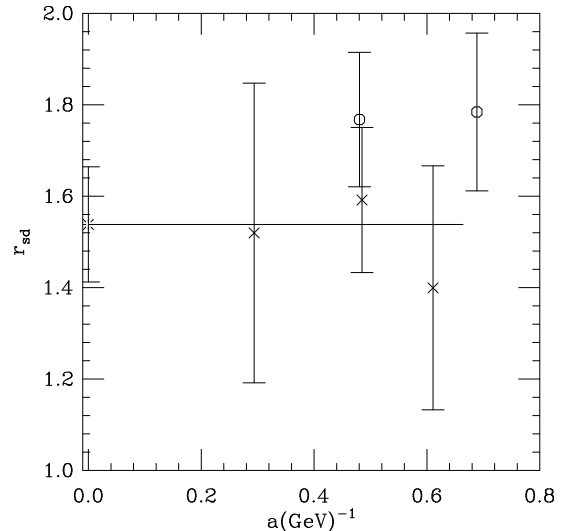


Figure 4. The SU(3) flavor breaking ratio M_{bs}/M_{bd} versus the lattice spacing a . The points denoted by crosses were used in the fit (solid line). The circles ($\beta = 5.7$ and $\beta = 6.0, 24^3$) were omitted, for reasons explained in the text. The burst shows r_{sd} extrapolated to $a = 0$.

This research was supported by US DOE grants 2FG02-91ER4D628 and DE-AC0276CH0016. The numerical computations were carried out at the NERSC supercomputing center.

REFERENCES

1. See J. Flynn, this volume.
2. For an earlier review, see also A. Soni, NPB (Proc. Suppl.) **47**, 43 (1996).
3. See, *e.g.*, A. J. Buras and M. K. Harlander, preprint MPI-PAE-PTH-1-92.
4. Review of Particle Properties, PRD **50**, 1177 (1994).
5. C. Bernard *et al.*, PRD **38**, 3540 (1988).
6. G. Martinelli, PLB **141** 395 (1984).
7. C. Bernard *et al.*, PRD **36**, 3224 (1987).
8. C. Bernard *et al.*, PRD **49**, 2536 (1994).
9. M. Booth, PRD **51**, 2338 (1995).
10. S. Sharpe, Y. Zhang, PRD **53**, 5125 (1996).
11. R. M. Baxter *et al.* (UKQCD), PRD **49**, 1594 (1994); A. Duncan *et al.*, PRD **51**, 5101 (1995); C. Bernard *et al.*, NPB (Proc. Suppl.) **47**, 459 (1996).