

A Study of Finite Temperature Gauge Theory in (2+1) Dimensions

J. Engels, F. Karsch, E. Laermann, C. Legeland,
M. Lütgemeier, B. Petersson, T. Scheideler

Faculty of Physics, University of Bielefeld,
P.O. Box 100131, 33501 Bielefeld, Germany

October 8, 2018

Abstract

We determine the critical couplings and the critical exponents of the finite temperature transition in SU(2) and SU(3) pure gauge theory in (2+1) dimensions. The critical exponents are in agreement with those predicted for the universality class of the reduced model for the Polyakov loop. We also measure Wilson loops at $T = 0$ on a wide range of β values using APE smearing to improve the signal. We extract the string tension σ from a fit to large distances, including a string fluctuation term. With these two entities we calculate $T_c/\sqrt{\sigma}$, which is in astonishing good agreement with the Nambu-Goto string model for SU(3) and only 7% off for SU(2).

1 Introduction

The determination of the deconfinement temperature T_c is an important task in $SU(N)$ gauge theories. The Nambu-Goto string model [1] predicts a value for T_c in units of the zero temperature string tension $\sqrt{\sigma}$ depending only on the dimension but not on the group. This has been tested for $d=4$ and good agreement has been found for $N=3$ and especially for $N=2$ [2]. Now we verify the prediction for $T_c/\sqrt{\sigma}$ in 3 dimensions again for the $SU(2)$ and $SU(3)$ case. We determine the critical exponents to check the universality class of the model. These exponents can be compared with those from the reduced model (RM), which is in the same universality class as the 2d Ising ($SU(2)$) and the 2d three-state-Potts ($SU(3)$) model.

We measured β_c and the critical exponents on various asymmetric $N_\sigma^2 \times N_\tau$ lattices and $\sqrt{\sigma}$ on a symmetric 32^3 lattice using the standard Wilson action.

In (2+1) dimensions g_3^2 has a dimension and sets the scale. Then the bare lattice coupling is given by

$$g_{3B}^2 = g_3^2 + ag_3^4 + \dots, \quad \beta = \frac{2N_c}{ag_{3B}^2} \quad (1)$$

2 The Phase Transition

The order parameter for deconfinement on infinite volume lattices is the Polyakov loop,

$$L = \frac{1}{N_\sigma^2} \sum_x \frac{1}{N_c} \text{Tr} \prod_{\tau=1}^{N_\tau} U_{\nu=0}(\tau, x). \quad (2)$$

To find the critical coupling, we look at the Polyakov loop $\langle |L| \rangle$, the susceptibility χ_L and the Binder cumulant g_r

$$\chi_L = N_\sigma^2 (\langle L^2 \rangle - \langle |L| \rangle^2) \quad g_r = \frac{\langle L^4 \rangle}{\langle L^2 \rangle^2} - 3. \quad (3)$$

We use the position of the maximum of the susceptibility to fix a pseudo critical point on a given lattice. We ran simulations on a wide range of spatial lattice sizes ranging from $N_\sigma = 16$ to 96 for $N_\tau = 2$, $N_\sigma = 16$ to 128 for $N_\tau = 4$ and $N_\sigma = 48$ to 192 for $N_\tau = 6$ at couplings close to the expected infinite spatial volume critical coupling.

The susceptibility is shown in figure 1 for $SU(3)$ and $N_\tau = 4$. The interpolated lines are calculated by the multi histogram density of states method (DSM).

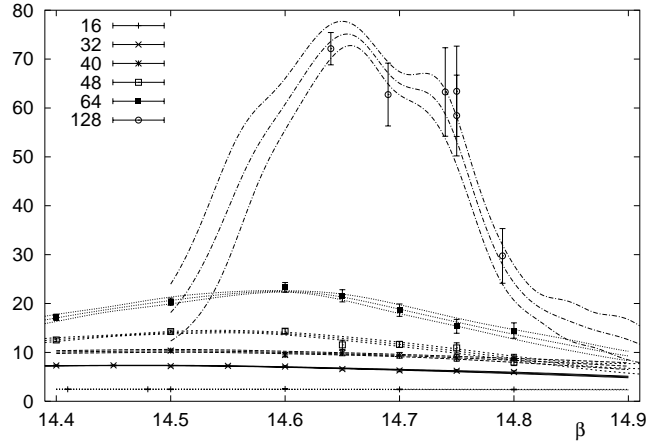


Figure 1: Susceptibility for $N_\tau = 4$, SU(3)

To find the critical coupling on an infinite spatial lattice one can extrapolate with Finite Size Scaling (FSS) ansatz from the values found in the susceptibility and the Binder cumulant, or use the χ^2 Method [3].

The latter uses the FSS formula e.g. for the susceptibility¹ expanded around the critical coupling

$$\chi_L = N_\sigma^{\frac{\gamma}{\nu}} (c_0 + (c_1 + c_2 N_\sigma^{-y_i}) x N_\sigma^{1/\nu} + c_3 N_\sigma^{-y_i}), \quad (4)$$

where $x = \frac{\beta_{c,\infty} - \beta}{\beta}$ is the reduced temperature that vanishes at the critical coupling, c_i are coefficients and y_i irrelevant exponents. Neglecting corrections $N_\sigma^{-y_i}$ and taking the logarithm we find exactly at $\beta_{c,\infty}$

$$\ln \chi_L = \ln(c_0) + \gamma/\nu \ln(N_\sigma). \quad (5)$$

Elsewhere we expect deviations from this as can be seen from eq. 4. Thus in a plot of $\ln \chi_L$ vs. $\ln N_\sigma$ for fixed β the points should lay on a straight line if (and only if) $\beta = \beta_{c,\infty}$.

Performing a linear fit for every β value the one with the lowest χ^2/dof indicates $\beta_{c,\infty}$.

In figure 2 the result is shown for the susceptibility for SU(3), $N_\tau = 4$. Plotted is γ/ν vs. β (left scale) and χ^2 vs. β (right scale). The critical coupling is determined as the β value at the minimum of the χ^2/dof curve. An estimate for the error in $\beta_{c,\infty}$ is the $\min(\chi^2) + 1$, this also gives the error on β/ν .

In table 1 the results for the critical couplings and exponents are summarized.

¹For computational reasons we better take the observable $\chi_L = N_\sigma^2 \langle L^2 \rangle$. See ref. [4]

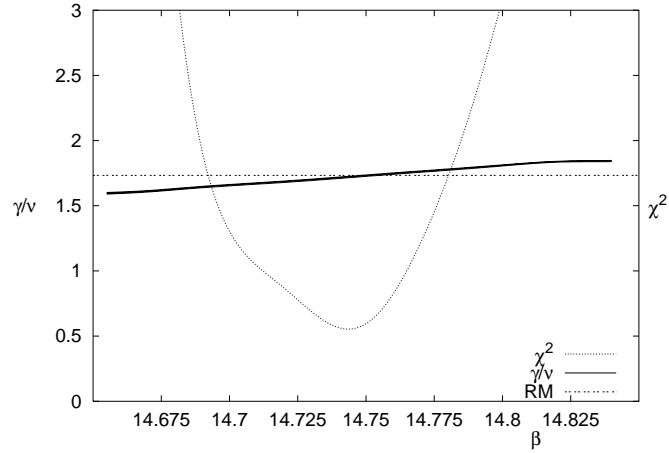


Figure 2: $\beta_{c,\infty}$ and γ/ν from the χ^2 method

SU(2)	$\beta_{c,\infty}$	β/ν	γ/ν	$1/\nu$
$N_\tau = 4$	6.52 (3)	0.14 (3)	1.70 (4)	0.9 (-1)(+3)
$N_\tau = 6$	9.55 (4)	0.17 (3)	1.68 (7)	1.3 (4)
RM		0.125	1.75	1.0
SU(3)	$\beta_{c,\infty}$	β/ν	γ/ν	$1/\nu$
$N_\tau = 2$	8.155 (15)	0.12 (10)	1.71 (3)	1.11 (25)
$N_\tau = 4$	14.74 (5)	0.12 (5)	1.72 (7)	1.14 (24)
$N_\tau = 6$	21.34 (4)(11)	0.14 (2)	1.69 (5)	1.11
RM		0.1333	1.733	1.200

Table 1: The critical couplings and critical exponents for SU(2) and SU(3) in (2+1) dimensions.

3 The String Tension

We measured Wilson loops on a symmetric 32^3 lattice. In SU(2) we simulated only at the critical couplings for $N_\tau = 4, 6$. In SU(3) we analyzed the potential within a wide range of β values ranging from 8.15 to 50. We applied APE smearing [5] to maximize the signal/noise ratio [6].

With the standard estimator

$$V_S(R) = \log \frac{\langle W(R, S) \rangle}{\langle W(R, S+1) \rangle}, \quad (6)$$

we get the potential $V(R)$ in the limit of large S

$$V(R) = \lim_{S \rightarrow \infty} V_S(R). \quad (7)$$

We used the function $V(R) = V_0 + \frac{\alpha}{R} + \sigma R$ for three and two parameter fits. In the latter case α was fixed to $\pi/24$ which is the value for string fluctuations. This ansatz gave the best and most stable description of the potentials. We performed the fit from an R_{min} to neglect short distance Coulomb behaviour.

From eq. 1 we can assume the following scaling behaviour

$$a\sqrt{\sigma} = \frac{c_0}{\beta} + \frac{c_1}{\beta^2} + \frac{c_2}{\beta^3} + \dots \quad (8)$$

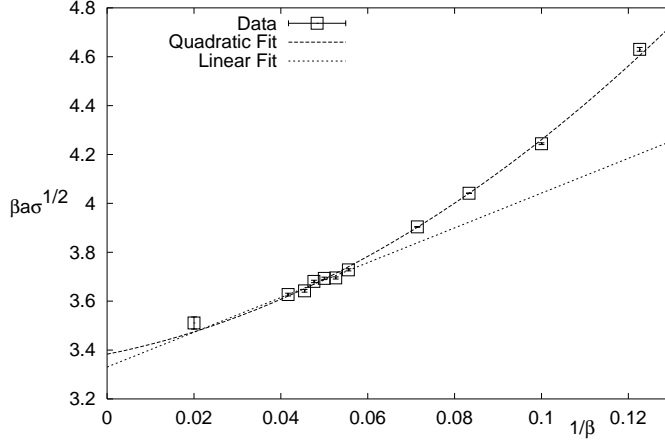


Figure 3: Scaling behaviour of the string tension

In figure 3 we plot $\beta a \sqrt{\sigma}$ versus $1/\beta$. The linear fit only contains the six lower data points. To describe $\beta a \sqrt{\sigma}$ in the whole range of β values one obviously needs a quadratic fit.

4 $T_c/\sqrt{\sigma}$

In the case of SU(3) we interpolate $\sqrt{\sigma}$ for the values $\beta_{c,\infty}$ for the various N_τ from equation 8. For SU(2) we calculate $T_c/\sqrt{\sigma}$ direct from the string tension obtained at the critical couplings.

Within the Nambu-Goto string model one finds

$$T_c/\sqrt{\sigma} = \sqrt{\frac{3}{\pi(d-2)}} = \begin{cases} 0.977 & d = 3 \\ 0.691 & d = 4 \end{cases} \quad (9)$$

The results obtained for $T_c/\sqrt{\sigma}$ in (2+1) dimensions for SU(2) and SU(3) from our lattice calculations are given below

	$N_\tau = 2$	$N_\tau = 4$	$N_\tau = 6$
SU(2)		1.060 (8)	1.065 (6)
SU(3)	0.888(17)	0.955 (14)	0.972 (10)

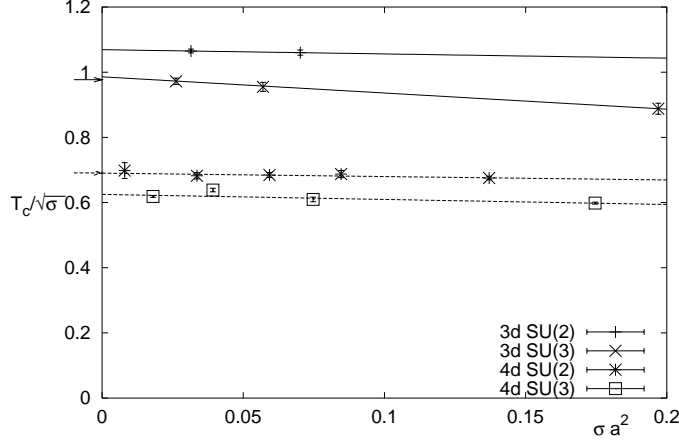


Figure 4: The cut-off dependence of $T_c/\sqrt{\sigma}$

In figure 4 we plot $T_c/\sqrt{\sigma}$ vs. σa^2 for SU(2) and SU(3) in 3 and 4 dimensions. The lines give an idea of the continuum extrapolation. The arrows mark the values predicted from the Nambu-Goto string model.

5 Conclusions

The critical couplings are well determined for SU(2) and SU(3) in 2+1 dimensions for $N_\tau = 2, 4, 6$. They agree for SU(2), $N_\tau = 4$ and SU(3), $N_\tau = 2$ with the literature.

The critical exponents are in agreement with the values predicted from the reduced model. They are definitely not the meanfield exponents.

In SU(3) the string tension is well determined on a wide range of β values and can be described by a cubic fit in $1/\beta$.

For SU(3) in 3 dimensions $T_c/\sqrt{\sigma}$ is in excellent agreement with the Nambu-Goto string model.

For SU(2) $T_c/\sqrt{\sigma}$ is 7% off the predicted value.

Acknowledgement We gratefully acknowledge support from the DFG under contract Pe 340/3-3. Part of the calculations were performed on the DFG-Quadrics at Bielefeld (Pe 340/6-2).

References

- [1] O. Alvarez, Phys. Rev. D 24,2 (1981) 440 and P. Olesen, Phys. Lett. 160B (1985) 408
- [2] G. Boyd et al. Nucl. Phys. B469 (1996) 419
- [3] J. Engels, Nucl. Phys. B 30 (1993), 347
- [4] J. Engels et al. BI-TP 96/29
- [5] M. Albanese et al., Phys. Lett. B 192 (1987) 163
- [6] C. Legeland, M. Lütgemeier, T. Scheideler, Smearing and the String Tension; BI-TP 96/30